

Quarterly Groundwater Monitoring Report

Prepared for

Black & Decker (U.S.) Inc.

Hampstead, Maryland

April 2017

Prepared by

WESTON SOLUTIONS, INC.

West Chester, Pennsylvania 19380-1499

TABLE OF CONTENTS

Section	Page
1. INTRODUCTION	1-1
2. SITE CHARACTERISTICS	2-1
2.1 HYDRAULIC PROPERTIES	2-1
2.2 EFFLUENT CHARACTERISTICS	2-1
2.3 GROUNDWATER QUALITY DATA	2-1
3. OPERATION AND MAINTENANCE OF THE TREATMENT SYSTEM.....	3-1
4. RECOMMENDATIONS	4-1

LIST OF APPENDICES

APPENDIX A - GROUNDWATER TREATMENT SYSTEM PUMPING RECORDS

APPENDIX B - DISCHARGE MONITORING REPORTS

APPENDIX C - GROUNDWATER TREATMENT SYSTEM ANALYTICAL RESULTS

APPENDIX D - GROUNDWATER ANALYTICAL DATA PACKAGE

LIST OF TABLES

Table	Page
Table 2-1 Treatment System Pumping Records – 1st Quarter 2017.....	2-2
Table 2-2 Groundwater Elevation Data – 1st Quarter 2017	2-3
Table 2-3 Effluent Characteristics Summary – 1st Quarter 2017	2-4
Table 2-4 Summary of Groundwater Analytical Results - February 2017.....	2-5
Table 3-1 Treatment System Maintenance Activities – 1st Quarter 2017.....	3-2

1. INTRODUCTION

This Groundwater Monitoring Report has been prepared to meet the requirements of Condition IV.G of the Administrative Consent Order between the State of Maryland Department of the Environment (MDE) and Black & Decker (U.S.) Inc. (April 1995) (Consent Order). Specifically, Condition IV.G calls for preparation of a Groundwater Monitoring Report containing the following information for each reporting period:

- The quantities of groundwater pumped, treated, and discharged.
- The calculation of quantities of contaminants removed from groundwater.
- A summary of all sampling analyses.
- An explanation of all operational or other problems encountered, and the manner in which each problem was resolved.
- Copies of all reports submitted to the Department of Natural Resources in conjunction with the Groundwater Appropriations Permit.
- Recommendations for changes to the Interim Groundwater Treatment System.

This document is one of several which are being prepared in response to the Consent Order; each of these documents are to be submitted to the MDE in accordance with the schedule outlined in the Consent Order. This document will become part of the Administrative Record for the site, which is maintained at the Hampstead Public Library.

2. SITE CHARACTERISTICS

2.1 HYDRAULIC PROPERTIES

In accordance with the Consent Order and the Water Appropriation Permit issued to the Black and Decker (U.S.) Inc. Hampstead, Maryland, facility, the following pumping and water level information is included for the period of January through March 2017.

Pumping records showing the total gallons pumped per month of treatment system operation are presented in Table 2-1. The complete groundwater treatment system pumping records are included in Appendix A.

Monthly water levels for wells included in the water level monitoring plan are presented in Table 2-2. For the reporting period of January through March 2017, the extraction wells were pumping at an average combined rate of approximately 153 gallons per minute (gpm).

2.2 EFFLUENT CHARACTERISTICS

Effluent characteristics of the NPDES discharge points are recorded monthly on Discharge Monitoring Reports (DMRs) and are submitted to MDE, Water Management Administration, on a quarterly basis. A summary of the sample results from the DMRs is presented in Table 2-3. DMRs for the period of January through March 2017 are included in Appendix B.

2.3 GROUNDWATER QUALITY DATA

For the reporting period of January through March 2017, approximately 6.98 pounds of total volatile organic compounds (VOCs) were removed from the groundwater by the extraction and treatment system. In general, the total VOCs removed from the groundwater were comprised primarily of trichloroethene (TCE) (71.74 %) and tetrachloroethene (PCE) (28.26%). Analytical results of the groundwater collected from the air stripper for the period of January through March 2017 are included in Appendix C.

A summary of the analytical results from the first quarter (February 2017) groundwater sampling round of the extraction and monitor wells is presented in Table 2-4. The complete

Table 2-1
Treatment System Pumping Records - 1st Quarter 2017
Stanley Black & Decker
Hampstead, Maryland

Date	Water Pumped (gallons)
January 2017	6,408,937
February 2017	5,706,099
March 2017	5,847,511

Table 2-2
Groundwater Elevation Data - 1st Quarter 2017
Black & Decker
Hampstead, Maryland

WELL NO.	TOC ELEV.	TOTAL DEPTH	1/13/2017		2/2/2017		3/3/2017	
			DTW	ELEV	DTW	ELEV	DTW	ELEV
EW-1	847.21	55	DRY	NC	DRY	NC	DRY	NC
EW-2	849.21	110	78.67	770.54	79.45	769.76	80.41	768.80
EW-3	846.64	118	92.88	753.76	92.14	754.50	92.74	753.90
EW-4	858.01	97.5	PC	NC	PC	NC	PC	NC
EW-5	864.17	98	92.80	771.37	93.88	770.29	93.50	770.67
EW-6	831.98	115	104.50	727.48	104.00	727.98	106.00	725.98
EW-7	818.38	78	69.52	748.86	68.50	749.88	67.40	750.98
EW-8	811.13	98	91.56	719.57	91.42	719.71	90.80	720.33
EW-9	811.35	141	102.00	709.35	102.00	709.35	102.00	709.35
EW-10	807.74	INA	62.99	744.75	61.60	746.14	68.94	738.80
RFW-1A	864.37	78	52.08	812.29	51.89	812.48	52.27	812.10
RFW-1B	864.23	200	52.11	812.12	51.90	812.33	52.29	811.94
RFW-2A	857.41	35	18.37	839.04	17.73	839.68	18.50	838.91
RFW-2B	857.73	75	18.09	839.64	18.40	839.33	18.19	839.54
RFW-3B	839.21	153	37.42	801.79	37.14	802.07	27.53	811.68
RFW-4A	830.37	62	38.26	792.11	38.81	791.56	38.01	792.36
RFW-4B	830.37	120	38.67	791.70	38.57	791.80	38.60	791.77
RFW-5A	817.50	30	DRY	NC	DRY	NC	DRY	NC
RFW-6	785.04	120	5.23	779.81	4.01	781.03	5.01	780.03
RFW-7	805.14	29	6.95	798.19	7.33	797.81	7.30	797.84
RFW-8	860.07	56	DRY	NC	DRY	NC	DRY	NC
RFW-9	862.02	49	28.11	833.91	27.97	834.05	27.57	834.45
RFW-10	852.06	58	DRY	NC	DRY	NC	DRY	NC
RFW-11A	849.32	72	Damaged	NC	Damaged	NC	Damaged	NC
RFW-11B	849.62	116	63.42	786.20	66.07	783.55	63.28	786.34
RFW-12B	844.87	264	50.89	793.98	51.13	793.74	49.49	795.38
RFW-13	849.11	150	65.25	783.86	66.02	783.09	64.08	785.03
RFW-14B	812.39	281	54.87	757.52	53.12	759.27	53.21	759.18
RFW-16	856.14	41	DRY	NC	DRY	NC	DRY	NC
RFW-17	834.66	60.5	27.21	807.45	27.90	806.76	27.00	807.66
RFW-20	842.49	142	35.98	806.51	36.65	805.84	35.33	807.16
RFW-21	832.65	102	24.08	808.57	23.58	809.07	24.72	807.93
PH-7	805.94	89	29.88	776.06	30.17	775.77	29.83	776.11
PH-9	814.94	98	50.61	764.33	51.26	763.68	50.53	764.41
PH-11	820.68	78	50.70	769.98	52.88	767.80	52.46	768.22
PH-12	828.35	87	50.76	777.59	52.90	775.45	49.83	778.52
B-3	803.02	83	NA	NC	NA	NC	NA	NC
Amoco	842.29	INA	NA	NC	NA	NC	NA	NC
Hamp. Town #22	804.96	INA	1.59	803.37	2.09	802.87	1.20	803.76
Pembroke #1	INA	INA	9.97	NC	10.81	NC	11.45	NC
Pembroke #2	INA	INA	Damaged	NC	Damaged	NC	Damaged	NC
N. Houcks. Rd.	INA	INA	10.24	NC	10.11	NC	9.90	NC
E. Century St.	INA	INA	19.20	NC	19.24	NC	19.20	NC
Lwr. Beckleys. Rd.	INA	INA	54.22	NC	55.26	NC	55.02	NC

NA - Not Available/Not Accessible

NC - Not Calculable

PC - Pump Cycles

**Table 2-3
Effluent Characteristics Summary - 1st Quarter 2017
Black & Decker
Hampstead, Maryland**

Discharge Number	Parameter	Units	Permit Limits	DMR DATE		
				January 2017	February 2017	March 2017
001	FLOW	MGD	NA	0.189	0.120	0.197
		average				
		maximum		0.583	0.305	1.660
	1,1,1-Trichloroethane	ug/l	5	< 1	< 1	< 1
	Tetrachloroethylene	ug/l	5	< 1	< 1	< 1
	Trichloroethylene	ug/l	5	< 1	< 1	< 1
	Total Residual Chlorine	mg/l	< 0.1	< 0.1	< 0.1	< 0.1
	Oil & Grease	mg/l	15	< 5	< 5	< 5
		monthly average		< 5	< 5	< 5
		minimum		6.6	6.8	6.7
101 (Monitoring Point)	pH	STD	8.5	7.1	7.1	7.0
		maximum		4.0	4.0	2.0
	BOD	mg/l	15	< 1	< 1	< 1
	TSS	mg/l	30	< 1	< 1	< 1
201 (Monitoring Point)		monthly average		< 1	< 1	< 1
	FLOW	MGD	NA	0.053	0.076	0.047
		average				
		maximum		0.530	0.550	0.470
	Fecal Coliform	MPN/100ml	200	1.0	1.0	1.0
201 (Monitoring Point)	FLOW	MGD	NA	NR	NR	0.204
		average				
		maximum		NR	NR	0.252
	1,1,1-Trichloroethane	ug/l	NA	NR	NR	< 1
Tetrachloroethylene	ug/l	NA	NR	NR	< 1	
Trichloroethylene	ug/l	NA	NR	NR	< 1	

DMR - Discharge Monitoring Report
NA - Not Applicable
NR - Not Reported

Table 2-4
Summary of Groundwater Analytical Results - February 2017
Stanley Black & Decker
Hampstead, Maryland

PARAMETER	Units	EW-1	EW-2	EW-3	EW-4	EW-5	EW-6	EW-7	EW-8	EW-9	EW-9 (DUP)	EW-10
Chloromethane	ug/L	NS	1U	1U	1U	1U	1U	1U	1U	1U	1U	1U
Bromomethane	ug/L	NS	1U	1U	1U	1U	1U	1U	1U	1U	1U	1U
Vinyl Chloride	ug/L	NS	1U	1U	1U	1U	1U	1U	1U	1U	1U	1U
Chloroethane	ug/L	NS	1U	1U	1U	1U	1U	1U	1U	1U	1U	1U
Methylene Chloride	ug/L	NS	2U	2U	2U	2U	2U	2U	2U	2U	2U	2U
Acetone	ug/L	NS	5U	5U	5U	5U	5U	5U	5U	5U	5U	5U
Carbon Disulfide	ug/L	NS	5U	5U	5U	5U	5U	5U	5U	5U	5U	5U
1,1-Dichloroethene	ug/L	NS	1U	1U	1U	1U	1U	1U	1U	1U	1U	1U
1,1-Dichloroethane	ug/L	NS	1U	1U	1U	1U	1U	1U	1U	1U	1U	1U
1,2-Dichloroethene (total)	ug/L	NS	3.5	1.6	1U	1U	1U	4.9	27	1U	1U	1U
Chloroform	ug/L	NS	1U	1U	1U	1U	1U	1U	1U	1U	1U	1U
1,2-Dichloroethane	ug/L	NS	1U	1U	1U	1U	1U	1U	1U	1U	1U	1U
2-Butanone	ug/L	NS	5U	5U	5U	5U	5U	5U	5U	5U	5U	5U
1,1,1-Trichloroethane	ug/L	NS	1U	1U	1U	1U	1U	1U	1U	1U	1U	1U
Carbon Tetrachloride	ug/L	NS	1U	1U	1U	1U	1U	1U	1U	1U	1U	1U
Bromodichloromethane	ug/L	NS	1U	1U	1U	1U	1U	1U	1U	1U	1U	1U
1,2-Dichloropropane	ug/L	NS	1U	1U	1U	1U	1U	1U	1U	1U	1U	1U
cis-1,3-Dichloropropene	ug/L	NS	1U	1U	1U	1U	1U	1U	1U	1U	1U	1U
Trichloroethene	ug/L	NS	95	22	340	82	4.5	3.2	6.6	0.4 J	0.5 J	1U
Dibromochloromethane	ug/L	NS	1U	1U	1U	1U	1U	1U	1U	1U	1U	1U
1,1,2-Trichloroethane	ug/L	NS	1U	1U	1U	1U	1U	1U	1U	1U	1U	1U
Benzene	ug/L	NS	1U	1U	1U	1U	1U	1U	1U	1U	1U	1U
Trans-1,3-Dichloropropene	ug/L	NS	1U	1U	1U	1U	1U	1U	1U	1U	1U	1U
Bromoform	ug/L	NS	1U	1U	1U	1U	1U	1U	1U	1U	1U	1U
4-Methyl-2-pentanone	ug/L	NS	5U	5U	5U	5U	5U	5U	5U	5U	5U	5U
2-Hexanone	ug/L	NS	5U	5U	5U	5U	5U	5U	5U	5U	5U	5U
Tetrachloroethene	ug/L	NS	53	1.1	7.1	2.5	8.2	8.3	64	72	75	1.9
1,1,2,2-Tetrachloroethane	ug/L	NS	1U	1U	1U	1U	1U	1U	1U	1U	1U	1U
Toluene	ug/L	NS	1U	1U	1U	1U	1U	1U	1U	1U	1U	1U
Chlorobenzene	ug/L	NS	1U	1U	1U	1U	1U	1U	1U	1U	1U	1U
Ethylbenzene	ug/L	NS	1U	1U	1U	1U	1U	1U	1U	1U	1U	1U
Styrene	ug/L	NS	1U	1U	1U	1U	1U	1U	1U	1U	1U	1U
Xylene (total)	ug/L	NS	1U	1U	1U	1U	1U	1U	1U	1U	1U	1U

Notes: U = Compound was analyzed for but not detected. Value shown is the method detection limit for quantification.

J = Indicates an estimated value.

NS = Not Sampled

Table 2-4
Summary of Groundwater Analytical Results - February 2017
Stanley Black & Decker
Hampstead, Maryland

PARAMETER	Units	RFW-1A	RFW-1B	RFW-2A	RFW-2B	RFW-3B	RFW-4A	RFW-4B	RFW-4B (DUP)	RFW-5A	RFW-6	RFW-7	RFW-8	RFW-9	RFW-10
Chloromethane	ug/L	1 U	1 U	1 U	1 U	1 U	1 U	1 U	1 U	NS	1 U	1 U	NS	1 U	NS
Bromomethane	ug/L	1 U	1 U	1 U	1 U	1 U	1 U	1 U	1 U	NS	1 U	1 U	NS	1 U	NS
Vinyl Chloride	ug/L	1 U	1 U	1 U	1 U	1 U	1 U	1 U	1 U	NS	1 U	1 U	NS	1 U	NS
Chloroethane	ug/L	1 U	1 U	1 U	1 U	1 U	1 U	1 U	1 U	NS	1 U	1 U	NS	1 U	NS
Methylene Chloride	ug/L	2 U	2 U	2 U	2 U	2 U	2 U	2 U	2 U	NS	2 U	2 U	NS	2 U	NS
Acetone	ug/L	5 U	5 U	5 U	5 U	5 U	5 U	5 U	5 U	NS	5 U	5 U	NS	5 U	NS
Carbon Disulfide	ug/L	5 U	5 U	5 U	5 U	5 U	5 U	5 U	5 U	NS	5 U	5 U	NS	5 U	NS
1,1-Dichloroethene	ug/L	1 U	1 U	1 U	1 U	1 U	1 U	1 U	1 U	NS	1 U	1 U	NS	0.5 J	NS
1,1-Dichloroethane	ug/L	1 U	1 U	1 U	1 U	1 U	1 U	1 U	1 U	NS	1 U	1 U	NS	1 U	NS
1,2-Dichloroethene (total)	ug/L	1 U	1 U	1 U	1 U	1 U	1 U	2.8	2.9	NS	1 U	1 U	NS	13	NS
Chloroform	ug/L	1 U	1 U	1 U	1 U	1 U	1 U	1.1 J	1.2 J	NS	1 U	1 U	NS	1 U	NS
1,2-Dichloroethane	ug/L	1 U	1 U	1 U	1 U	1 U	1 U	1 U	1 U	NS	1 U	1 U	NS	1 U	NS
2-Butanone	ug/L	5 U	5 U	5 U	5 U	5 U	5 U	5 U	5 U	NS	5 U	5 U	NS	5 U	NS
1,1,1-Trichloroethane	ug/L	1 U	1 U	1 U	1 U	1 U	1 U	1 U	1 U	NS	1 U	1 U	NS	1 U	NS
Carbon Tetrachloride	ug/L	1 U	1 U	1 U	1 U	1 U	1 U	1 U	1 U	NS	1 U	1 U	NS	1 U	NS
Bromodichloromethane	ug/L	1 U	1 U	1 U	1 U	1 U	1 U	1 U	1 U	NS	1 U	1 U	NS	1 U	NS
1,2-Dichloropropane	ug/L	1 U	1 U	1 U	1 U	1 U	1 U	1 U	1 U	NS	1 U	1 U	NS	1 U	NS
cis-1,3-Dichloropropene	ug/L	1 U	1 U	1 U	1 U	1 U	1 U	1 U	1 U	NS	1 U	1 U	NS	1 U	NS
Trichloroethene	ug/L	1 U	1 U	1 U	1 U	1 U	1 U	20	43	NS	1 U	0.5 J	NS	7.8	NS
Dibromochloromethane	ug/L	1 U	1 U	1 U	1 U	1 U	1 U	1 U	1 U	NS	1 U	1 U	NS	1 U	NS
1,1,2-Trichloroethane	ug/L	1 U	1 U	1 U	1 U	1 U	1 U	1 U	1 U	NS	1 U	1 U	NS	1 U	NS
Benzene	ug/L	1 U	1 U	1 U	1 U	1 U	1 U	1 U	1 U	NS	1 U	1 U	NS	1 U	NS
Trans-1,3-Dichloropropene	ug/L	1 U	1 U	1 U	1 U	1 U	1 U	1 U	1 U	NS	1 U	1 U	NS	1 U	NS
Bromoform	ug/L	1 U	1 U	1 U	1 U	1 U	1 U	1 U	1 U	NS	1 U	1 U	NS	1 U	NS
4-Methyl-2-pentanone	ug/L	5 U	5 U	5 U	5 U	5 U	5 U	5 U	5 U	NS	5 U	5 U	NS	5 U	NS
2-Hexanone	ug/L	5 U	5 U	5 U	5 U	5 U	5 U	5 U	5 U	NS	5 U	5 U	NS	5 U	NS
Tetrachloroethene	ug/L	1 U	1 U	1 U	1 U	1 U	8.2	60	60	NS	0.5 J	1 U	NS	5.3	NS
1,1,2,2-Tetrachloroethane	ug/L	1 U	1 U	1 U	1 U	1 U	1 U	1 U	1 U	NS	1 U	1 U	NS	1 U	NS
Toluene	ug/L	1 U	1 U	1 U	1 U	1 U	1 U	1 U	1 U	NS	1 U	1 U	NS	1 U	NS
Chlorobenzene	ug/L	1 U	1 U	1 U	1 U	1 U	1 U	1 U	1 U	NS	1 U	1 U	NS	1 U	NS
Ethylbenzene	ug/L	1 U	1 U	1 U	1 U	1 U	1 U	1 U	1 U	NS	1 U	1 U	NS	1 U	NS
Styrene	ug/L	1 U	1 U	1 U	1 U	1 U	1 U	1 U	1 U	NS	1 U	1 U	NS	1 U	NS
Xylene (total)	ug/L	1 U	1 U	1 U	1 U	1 U	1 U	1 U	1 U	NS	1 U	1 U	NS	1 U	NS

Notes: DUP = Duplicate sample
 U = Compound was analyzed for but not detected. Value shown is the method detection limit for quantification.
 J = Indicates an estimated value.
 NS = Not sampled

**Table 2-4
Summary of Groundwater Analytical Results - February 2017
Stanley Black & Decker
Hampstead, Maryland**

PARAMETER	Units	RFW-11A	RFW-11B	RFW-12B	RFW-13	RFW-16	RFW-17	Leister Dairy	Leister Res. #1	Leister Res. #2	Trip Blank	RFW-20	RFW-21	Town #22	Town #23	Trip Blank
		USEPA drinking water method 524.2														
Chloromethane	ug/L	NS	1 U	1 U	1 U	NS	1 U	ABD	ABD	ABD	1 U	0.5 U	0.5 U	0.5 U	0.5 U	0.5 U
Bromomethane	ug/L	NS	1 U	1 U	1 U	NS	1 U	ABD	ABD	ABD	1 U	1 U	1 U	1 U	1 U	1 U
Vinyl Chloride	ug/L	NS	1 U	1 U	1 U	NS	1 U	ABD	ABD	ABD	1 U	0.5 U	0.5 U	0.5 U	0.5 U	0.5 U
Chloroethane	ug/L	NS	1 U	1 U	1 U	NS	1 U	ABD	ABD	ABD	1 U	1 U	1 U	1 U	1 U	1 U
Methylene Chloride	ug/L	NS	2 U	2 U	2 U	NS	2 U	ABD	ABD	ABD	2 U	0.5 U	0.5 U	0.5 U	0.5 U	0.5 U
Acetone	ug/L	NS	5 U	5 U	5 U	NS	5 U	ABD	ABD	ABD	5 U	10 U	10 U	10 U	10 U	10 U
Carbon Disulfide	ug/L	NS	5 U	5 U	5 U	NS	5 U	ABD	ABD	ABD	5 U	NA	NA	NA	NA	NA
1,1-Dichloroethene	ug/L	NS	1 U	1 U	1 U	NS	1 U	ABD	ABD	ABD	1 U	0.5 U	0.5 U	0.5 U	0.5 U	0.5 U
1,1-Dichloroethane	ug/L	NS	1 U	1 U	1 U	NS	1 U	ABD	ABD	ABD	1 U	0.5 U	0.5 U	0.5 U	0.5 U	0.5 U
1,2-Dichloroethene (total)	ug/L	NS	1 U	1 U	0.9 J	NS	1 U	ABD	ABD	ABD	1 U	0.5 U	0.5 U	0.5 U	0.5 U	0.5 U
Chloroform	ug/L	NS	1 U	1 U	1 U	NS	1 U	ABD	ABD	ABD	1 U	0.5 U	0.5 U	0.3 J	0.5 U	0.5 U
1,2-Dichloroethane	ug/L	NS	1 U	1 U	1 U	NS	1 U	ABD	ABD	ABD	1 U	0.5 U	0.5 U	0.5 U	0.5 U	0.5 U
2-Butanone	ug/L	NS	5 U	5 U	5 U	NS	5 U	ABD	ABD	ABD	5 U	10 U	10 U	10 U	10 U	10 U
1,1,1-Trichloroethane	ug/L	NS	1 U	1 U	1 U	NS	1 U	ABD	ABD	ABD	1 U	0.5 U	0.5 U	0.5 U	0.5 U	0.5 U
Carbon Tetrachloride	ug/L	NS	1 U	1 U	1 U	NS	1 U	ABD	ABD	ABD	1 U	0.5 U	0.5 U	0.5 U	0.5 U	0.5 U
Bromodichloromethane	ug/L	NS	1 U	1 U	1 U	NS	1 U	ABD	ABD	ABD	1 U	0.5 U	0.5 U	0.5 U	0.5 U	0.5 U
1,2-Dichloropropane	ug/L	NS	1 U	1 U	1 U	NS	1 U	ABD	ABD	ABD	1 U	0.5 U	0.5 U	0.5 U	0.5 U	0.5 U
cis-1,3-Dichloropropene	ug/L	NS	1 U	1 U	1 U	NS	1 U	ABD	ABD	ABD	1 U	0.5 U	0.5 U	0.5 U	0.5 U	0.5 U
Trichloroethene	ug/L	NS	1 U	1 U	1 U	NS	1 U	ABD	ABD	ABD	1 U	0.5 U	0.5 U	0.5 U	0.5 U	0.5 U
Dibromochloromethane	ug/L	NS	1 U	1 U	1 U	NS	1 U	ABD	ABD	ABD	1 U	0.3 J	0.5 U	0.5 U	0.5 U	0.5 U
1,1,2-Trichloroethane	ug/L	NS	1 U	1 U	1 U	NS	1 U	ABD	ABD	ABD	1 U	0.5 U	0.5 U	0.5 U	0.5 U	0.5 U
Benzene	ug/L	NS	1 U	1 U	1 U	NS	1.4	ABD	ABD	ABD	1 U	0.5 U	0.5 U	0.5 U	0.5 U	0.5 U
Trans-1,3-Dichloropropene	ug/L	NS	1 U	1 U	1 U	NS	1 U	ABD	ABD	ABD	1 U	0.5 U	0.5 U	0.5 U	0.5 U	0.5 U
Bromoform	ug/L	NS	1 U	1 U	1 U	NS	1 U	ABD	ABD	ABD	1 U	0.5 U	0.5 U	0.5 U	0.5 U	0.5 U
4-Methyl-2-pentanone	ug/L	NS	5 U	5 U	5 U	NS	5 U	ABD	ABD	ABD	5 U	10 U	10 U	10 U	10 U	10 U
2-Hexanone	ug/L	NS	5 U	5 U	5 U	NS	5 U	ABD	ABD	ABD	5 U	10 U	10 U	10 U	10 U	10 U
Tetrachloroethene	ug/L	NS	1 U	3	14	NS	1 U	ABD	ABD	ABD	1 U	0.5 U	0.5 U	0.47 J	0.5 U	0.5 U
1,1,2,2-Tetrachloroethane	ug/L	NS	1 U	1 U	1 U	NS	1 U	ABD	ABD	ABD	1 U	0.5 U	0.5 U	0.5 U	0.5 U	0.5 U
Toluene	ug/L	NS	1 U	1 U	1 U	NS	1 U	ABD	ABD	ABD	1 U	0.5 U	0.5 U	0.5 U	0.5 U	0.5 U
Chlorobenzene	ug/L	NS	1 U	1 U	1 U	NS	1 U	ABD	ABD	ABD	1 U	0.5 U	0.5 U	0.5 U	0.5 U	0.5 U
Ethylbenzene	ug/L	NS	1 U	1 U	1 U	NS	1 U	ABD	ABD	ABD	1 U	0.5 U	0.5 U	0.5 U	0.5 U	0.5 U
Styrene	ug/L	NS	1 U	1 U	1 U	NS	1 U	ABD	ABD	ABD	1 U	0.5 U	0.5 U	0.5 U	0.5 U	0.5 U
Xylene (total)	ug/L	NS	1 U	1 U	1 U	NS	1 U	ABD	ABD	ABD	1 U	0.5 U	0.5 U	0.5 U	0.5 U	0.5 U

Notes: Samples from wells RFW-20 & 21, Towns-22&23 are analyzed with the USEPA drinking water method 524.2 at the request of the MDE Source Protection and Appropriation Division. Samples from all of the other wells are analyzed with USEPA Method 8260.

NS = Not sampled

U = Compound was analyzed but not detected.

ABD = Well has been abandoned

analytical data package is included in Appendix D.

As found in earlier sampling events at the Black & Decker facility, TCE and PCE were the VOCs detected at the highest concentrations in the groundwater samples. The highest concentration of TCE was detected in the groundwater sample collected from well EW-4 and the highest concentration of PCE was detected in the groundwater sample collected from well EW-9. The remainder of VOCs present were detected at levels below the Federal Maximum Contaminant Levels (MCL).

3. OPERATION AND MAINTENANCE OF THE TREATMENT SYSTEM

A summary of the maintenance activities which were undertaken with the extraction and treatment system during the reporting period (January through March 2017) is presented in Table 3-1. This table is comprehensive in summarizing significant maintenance events or activities, while not including those activities considered unworthy of note (such as replacement of light bulbs, lubrication of moving parts as appropriate or other routine maintenance activities).

Table 3-1
Treatment System Maintenance Activities - 1st Quarter 2017
Black & Decker
Hampstead, Maryland

Date	Event/Corrective Action
Jan-17	Alarm at the stripper EW-3 tripped off. Replaced the relay and start timer, EW-3 is back online.
Mar-17	Alarm at the stripper, VSP #12 had an over current fault, VSP#12 was removed from service and replaced with VSP#11. The system was reset and is back online. VSP#12 will be repaired/replaced by an electrician.

4. RECOMMENDATIONS

For the reporting period of January through March 2017, the treatment system continued to create a hydraulic boundary preventing off-site migration of groundwater. The extraction system will continue to operate as currently configured to pump and treat contaminated groundwater. Depth-to-water measurements will continue to be collected on a monthly basis in all site monitor wells to construct a groundwater elevation contour map for the site. The groundwater elevation contour map will be used to verify that the required area of groundwater capture is being maintained. If necessary, pumping rates will be adjusted to maintain groundwater capture due to seasonal fluctuations in groundwater elevations. The treatment system will also continue to operate as currently configured, as data collected have proven that the treatment system is fully effective in removing VOCs from the extracted groundwater.

**APPENDIX A
GROUNDWATER TREATMENT SYSTEM PUMPING RECORDS
(JANUARY – MARCH 2017)**

ENT ADMINISTRATION, 1800 WASHINGTON BLVD, BALTIMORE, MD 21230
 Facility: BTR Capital Group (MD0001881)
 Address: 627 Hanover Pike, Hampstead Maryland
 Additional Op's & cert # - Garrett Scheller 2500, Keith White 4609, Dorrance Jones 0763, Andrew Bradley 0780

Month: February
 Year: 2017

Superintendent: David Coale Certification # 1662

Date	Appearance	Discharge MGD	pH	C12 mg/l	Final Effluent outfall 001				Outfall 101					Outfall 201				Operator					
					Terachloroethylene, 1,1,1-Trichloroethane ug/l	Trichloroethane ug/l	BOD ₅ mg/l	TSS mg/l	TKN mg/l	N+N mg/l	TP mg/l	TN mg/l	O&G mg/l	eColi mpn	Flow MGD	eColi mpn	Basin Inches		Alum Grpd	Hydrochalcic Grpd	Post CP mg/l	Terachloroethylene, 1,1,1-Trichloroethane ug/l	Trichloroethane ug/l
1	Clear	0.12300													2"	0.0	0.0	0.0			0.240987	Garrett Scheller	
2	Clear	0.09900													2"	0.0	0.0	0.0			0.201272	Keith White	
3	Clear	0.08300													2"	0.0	0.0	0.0			0.189668	Keith White	
4	Clear	0.09600													3"	0.0	0.0	0.0			0.221778	Garrett Scheller	
5	Clear	0.08900													3"	0.0	0.0	0.0			0.196878	Garrett Scheller	
6	Clear	0.10200	6.82	0.00											3"	0.0	0.0	0.0			0.207632	Garrett Scheller	
7	Clear	0.08900	6.83	0.00	<1	4.00	<5	-0.2	4.20	<0.05	4.2	<5	1.0	<1	5.0	1.0	5.0			0.202244	Garrett Scheller		
8	Clear	0.14200													3"	0.0	0.0	0.0			0.236038	Garrett Scheller	
9	Clear	0.22200													3"	0.0	0.0	0.0			0.199757	Garrett Scheller	
10	Clear	0.13000													3"	0.0	0.0	0.0			0.207439	Garrett Scheller	
11	Clear	0.09600													3"	0.0	0.0	0.0			0.177742	Dorrance Jones	
12	Clear	0.17000													0"	0.0	0.0	0.0			0.228474	Dorrance Jones	
13	Clear	0.26600	7.08	0.00											2"	0.0	0.0	0.0			0.204561	Garrett Scheller	
14	Clear	0.06400	6.83	0.00											2"	5.0	1.0	5.0			0.167039	Garrett Scheller	
15	Clear	0.12600													2"	0.0	0.0	0.0			0.242085	Garrett Scheller	
16	Clear	0.09000													3"	0.0	0.0	0.0			0.192840	Garrett Scheller	
17	Clear	0.07900													3"	0.0	0.0	0.0			0.207327	Garrett Scheller	
18	Clear	0.10400													3"	0.0	0.0	0.0			0.208765	Andrew Bradley	
19	Clear	0.10100													3"	0.0	0.0	0.0			0.190822	Andrew Bradley	
20	Clear	0.10700	7.14	0.00											4"	0.0	0.0	0.0			0.206578	Garrett Scheller	
21	Clear	0.09300	6.89	0.00											4"	0.0	0.0	0.0			0.198505	Garrett Scheller	
22	Clear	0.07700													4"	5.0	1.0	5.0			0.173831	Garrett Scheller	
23	Clear	0.11800													4"	0.0	0.0	0.0			0.226163	Garrett Scheller	
24	Clear	0.11000													4"	0.0	0.0	0.0			0.208352	Garrett Scheller	
25	Clear	0.08300													4"	0.0	0.0	0.0			0.156726	Keith White	
26	Clear	0.30500													4"	0.0	0.0	0.0			0.199041	Keith White	
27	Clear	0.11600	7.03	0.00											4"	0.0	0.0	0.0			0.251919	Garrett Scheller	
28	Clear	0.07600	6.77	0.00											4"	5.0	1.0	5.0			0.161636	Garrett Scheller	
29																							
30																							
31																							
Total		3.35600																				5.706099	
Average		0.11986		<0.10											#####	0.7	0.1	0.7				0.203789	
Minimum		0.06400	6.8	0.00											0.0	0.0	0.0					0.156726	MOR
Maximum		0.30500	7.1	<0.10											0.0	5.0	1.0	5.0				0.251919	3/23/2017

**APPENDIX B
DISCHARGE MONITORING REPORTS
(JANUARY - MARCH 2017)**

DMR Copy of Record

Permit #: MD0001881
Permittee: BTR HAMPSTEAD, LLC.
Major: No
Facility Location: 626 HANOVER PIKE HAMPSTEAD, MD 21074
Discharge: 101-A
 07-DP-0022, TREATED SANITARY WASTEWATER
Permitted Feature: 101
 External Outfall
Report Dates & Status: 0428#17
Monitoring Period: From 01/01/17 to 01/31/17
Status: NetDMR Validated
Considerations for Form Completion:
 DISCHARGE SHALL BE LIMITED AND MONITORED AT END OF PHYSICAL/CHEMICAL PLANT DISCHARGE PIPE. THERE SHALL BE NO DISCHARGE OF FLOATING SOLIDS OR PERSISTENT FOAM IN OTHER THAN TRACE AMOUNTS. PERSISTENT FOAM IS FOAM THAT DOES NOT DISSIPATE WITHIN ONE HALF-HOUR OF POINT OF DISCHARGE.

Principal Executive Officer

First Name: _____
Last Name: _____
No Date Indicator (NODI): _____
Form NODI: _____
Title: _____
Telephone: _____

Code	Parameter Name	Monitoring Location	Subsampler	Param. NODI	Qualifier 1	Value 1	Qualifier 2	Value 2	Units	Qualifier 3	Value 3	Quality or Concentration	Units	# of Ex. Frequency of Analysis	Sample Type	
50050	Flow, in conduit or thru treatment plant	1 - Effluent Grass	0	--	5258	Req Min MD AVG	53000	Req Min DAILY MK	07 - gpd/d					0	01/07 - Weekly	GR - GRAB
51040	E coli	1 - Effluent Grass	0	--						1	126 DAILY MK	30 - MPN/100mL		0	01/07 - Weekly	MS - MEASRD
										1	126 DAILY MK	30 - MPN/100mL		0	01/07 - Weekly	GR - GRAB
										<=				0	01/07 - Weekly	GR - GRAB

Submission Note
 If a parameter row does not contain any values for the Sample nor Effluent Trading, then none of the following fields will be submitted for that row: Units, Number of Excursions, Frequency of Analysis, and Sample Type.

Edit Check Errors
 No errors.
Comments

Attachments

Name	Type	Size
17BackCheckerWWWTP01.pdf	pdf	6214969

Report Last Saved BY: BTR HAMPSTEAD, LLC.
User: gsmar@menv.com
Name: Gregory Smart
E-Mail: gsmar@menv.com
Date/Time: 2017-02-21 07:00 (Time Zone: -05:00)

DMR Copy of Record

Permit: MD0001881
Permit #: No
Major: External Outfall
Permitted Feature: 001 External Outfall
Report Dates & Status: From 01/01/17 to 01/31/17
Monitoring Period: 05/27/17
Facility: BTR HAMPSTEAD, LLC.
Facility Address: 626 HANOVER PIKE
Facility Location: HAMPSTEAD, MD 21074
Discharge: 001-A
DMR Due Date: 07-31-0022, OUTFALL 001
Status: NetDMR Validated

First Name:
Last Name:
No Data Indicator (NOD):
Form NOD:

Title:
Telephone:

Code	Parameter Name	Monitoring Location	Season	Param. NOD	Quantity or Loading		Quality or Concentration		Units	# of Ex.	Frequency of Analysis	Sample Type
					Qualifier 1	Qualifier 2	Value 1	Qualifier 1				
00310	BOO, 5-day, 20 deg C	1 - Effluent Gross	0	--					19 - mg/L	0	01/30 - Monthly	GR - GRAB
00400	pH	1 - Effluent Gross	0	--					19 - mg/L	0	01/30 - Monthly	GR - GRAB
00530	Solids, total suspended	1 - Effluent Gross	0	--					12 - SU	0	02/07 - Twice Every Week	GR - GRAB
00530	Solids, total suspended	1 - Effluent Gross	0	--					12 - SU	0	02/07 - Twice Every Week	GR - GRAB
00530	Solids, total suspended	1 - Effluent Gross	1	--					19 - mg/L	0	01/30 - Monthly	GR - GRAB
00530	Solids, total suspended	1 - Effluent Gross	2	--					19 - mg/L	0	01/30 - Monthly	GR - GRAB
00550	Oil & Grease	1 - Effluent Gross	0	--					19 - mg/L	0	01/30 - Monthly	CA - CALCTD
00600	Nitrogen, total [as N]	1 - Effluent Gross	0	--					19 - mg/L	0	01/30 - Monthly	CA - CALCTD
00600	Nitrogen, total [as N]	1 - Effluent Gross	1	--					19 - mg/L	0	01/30 - Monthly	CA - CALCTD
00600	Nitrogen, total [as N]	1 - Effluent Gross	2	--					19 - mg/L	0	01/30 - Monthly	CA - CALCTD
00665	Phosphorus, total [as P]	1 - Effluent Gross	0	--					19 - mg/L	0	01/30 - Monthly	08 - COMP-8
00665	Phosphorus, total [as P]	1 - Effluent Gross	1	--					19 - mg/L	0	01/30 - Monthly	08 - COMP-8
00665	Phosphorus, total [as P]	1 - Effluent Gross	2	--					19 - mg/L	0	01/30 - Monthly	08 - COMP-8
34475	Tetrachloroethylene	1 - Effluent Gross	0	--					26 - ug/L	0	01/30 - Monthly	GR - GRAB
34506	1,1,1-Trichloroethane	1 - Effluent Gross	0	--					26 - ug/L	0	01/30 - Monthly	GR - GRAB
50050	Flow, in conduit or thru treatment plant	1 - Effluent Gross	0	--					19 - mg/L	0	01/30 - Monthly	GR - GRAB
50650	Chlorine, total residual	1 - Effluent Gross	0	--					19 - mg/L	0	01/30 - Monthly	GR - GRAB

Value NDDI
 Sample Permit Req
 Value NDDI
 Sample Permit Req
 Value NDDI

51040 E ccsb
 1 - Effluent Gross 0
 1 - Effluent Gross 0

4.2
 Req Mon MO AVG
 30 - MPN/100mL
 30 - MPN/100mL 0
 28 - ug/L
 28 - ug/L 0
 0
 5 DAILY MX
 <=

01/30 - Monthly
 01/30 - Monthly
 01/30 - Monthly
 01/30 - Monthly

GR - GRAB
 GR - GRAB
 GR - GRAB
 GR - GRAB

78331 Trichloroethene

Submission Note
 If a parameter row does not contain any values for the Sample nor Effluent Trading, then none of the following fields will be submitted for that row. Units, Number of Excursions, Frequency of Analysis, and Sample Type.

Edit Check Errors

No errors.

Comments

Attachments

Name	Type	Size
178acDecterWVTP01.pdf	pdf	6214960

Report Last Saved By

BTR HAMPSTEAD,LLC.

User: gsmar@menv.com

Name: Gregory Smart

E-Mail: gsmar@menv.com

Date/Time:

2017-02-21 07:00 (Time Zone: -05:00)

DMR Copy of Record

Permit: MD0001881
Permit #: No
Major: External Outfall
Permitted Feature: 001 External Outfall
Report Dates & Status: From 02/01/17 to 02/28/17
Monitoring Period: 06/27/17
Facility: BTR HAMPSTEAD, LLC.
Facility Location: 625 HANOVER PIKE HAMPSTEAD, MD 21074
Permittee Address: BTR HAMPSTEAD, LLC.
Discharge: 007-A 07-DP-0022, OUTFALL 001
DMR Due Date: 06/27/17
Status: NetDMR Validated

Considerations for Form Completion:
 DISCHARGE SHALL BE LIMITED AND MONITORED AT OUTFALL PIPE FROM PROCESSRESERVOIR. FOR TOTAL RESIDUAL CHLORINE A FIELD MEASUREMENT OF LESS THAN 0.1 MGL SHALL BE CONSIDERED TOBE WITHIN THE PERMIT LIMIT. SHALL BE NO DISCHARGE OF FLOATING SOLIDORS PERSISTENT FOAM IN OTHER THAN TRACE AMOUNTS.

Principal/Executive Officer:
Last Name:
First Name:
No Data Indicator (NODI):
Form NODI:
Title:
Telephone:

Code	Parameter Name	Monitoring Location	Season & Param. NODI	Quantity or Loading		Quality or Concentration		Qualifier 3	Units	# of Ex. Frequency of Analysis	Sample Type
				Value 1	Qualifier 1	Value 2	Qualifier 2				
00310	BOD, 5-day, 20 deg. C	1 - Effluent Gross	0						19 - mg/L	01/30 - Monthly	GR - GRAB
00400	pH	1 - Effluent Gross	0						12 - SU	02/07 - Twice Every Week	GR - GRAB
00530	Solids, total suspended	1 - Effluent Gross	0						19 - mg/L	01/30 - Monthly	GR - GRAB
00530	Solids, total suspended	1 - Effluent Gross	1						19 - mg/L	01/30 - Monthly	GR - GRAB
00530	Solids, total suspended	1 - Effluent Gross	2						19 - mg/L	01/30 - Monthly	GR - GRAB
00556	Oil & Grease	1 - Effluent Gross	0						19 - mg/L	01/30 - Monthly	GR - GRAB
00600	Nitrogen, total [as N]	1 - Effluent Gross	0						19 - mg/L	01/30 - Monthly	GR - GRAB
00600	Nitrogen, total [as N]	1 - Effluent Gross	1						19 - mg/L	01/30 - Monthly	GR - GRAB
00600	Nitrogen, total [as N]	1 - Effluent Gross	2						19 - mg/L	01/30 - Monthly	GR - GRAB
00665	Phosphorus, total [as P]	1 - Effluent Gross	0						19 - mg/L	01/30 - Monthly	GR - GRAB
00665	Phosphorus, total [as P]	1 - Effluent Gross	1						19 - mg/L	01/30 - Monthly	GR - GRAB
00665	Phosphorus, total [as P]	1 - Effluent Gross	2						19 - mg/L	01/30 - Monthly	GR - GRAB
34475	Tetrachloroethylene	1 - Effluent Gross	0						28 - ug/L	01/30 - Monthly	GR - GRAB
34506	1,1,1-Trichloroethane	1 - Effluent Gross	0						28 - ug/L	01/30 - Monthly	GR - GRAB
50050	Flow, in conduit or thru treatment plant	1 - Effluent Gross	0						19 - mg/L	01/30 - Monthly	GR - GRAB
50050	Chlorine, total residual	1 - Effluent Gross	0						19 - mg/L	01/30 - Monthly	GR - GRAB

51040 E CUB
 1 - Effluent Gross 0
 76331 Trichloroethene 1 - Effluent Gross 0

1 Req Man MD AVG
 30 - MPN/100mL
 30 - MPN/100mL 0
 28 - ug/L
 28 - ug/L 0
 0
 5 DAILY MX
 ca
 01/30 - Monthly
 01/30 - Monthly
 01/30 - Monthly
 01/30 - Monthly
 GR - GRAB
 GR - GRAB
 GR - GRAB
 GR - GRAB

Submission Note
 If a parameter row does not contain any values for the Sample nor Effluent Trading, then none of the following fields will be submitted for that row: Units, Number of Excursions, Frequency of Analysis, and Sample Type.

Edit Check Errors
 No errors.

Comments

Attachments

Name	Type	Size
17BlackDeckerWWT02.pdf	pdf	5344302

Report Last Saved By
 BTR HAMPSTEAD,LLC

User: JAYJANNEY
 Name: Jay Janney
 E-Mail: jjan@jmeny.com

Date/Time:

2017-03-23 13:37 (Time Zone: -04:00)

DMR Copy of Record

Permit #: MD0001881
 Permittee: BTR HAMPSTEAD, LLC.
 Major: No
 Facility Location: 826 HANOVER PIKE
 HAMPSTEAD, MD 21074

Permitted Feature: 101 External Outfall
 Discharge: 101-A
 07-DP-0022, TREATED SANITARY WASTEWATER
 Status: NetDMR Validated

Report Dates & Status: From 02/01/17 to 02/28/17
 Monitoring Period: DMR Due Date: 04/28/17
 Considerations for Form Completion: No Data Indicator (NODI)

Principal Executive Officer: [Blank]
 First Name: [Blank]
 Last Name: [Blank]
 Telephone: [Blank]

No Data Indicator (NODI): [Blank]
 Form NODI: [Blank]

Code	Parameter Name	Monitoring Location	Season	# Param	NODI	Qualifier 1	Value 1	Qualifier 2	Value 2	Qualifier 3	Value 3	Units	# of Ex.	Frequency of Analysis	Sample Type
50850	Flow, in conduit or thru treatment plant	1 - Effluent Gross	0	--	--	751	Req. Min MD AVG	5500	Req. Min DAILY MX 07 - gal/d	1	126 DAILY MX 30 - MPN/100mL	30 - MPN/100mL	0	01/30 - Monthly	GR - GRAB
51040	E. coli	1 - Effluent Gross	0	--	--					<=			0	01/07 - Weekly	MS - MEASRC
													0	01/07 - Weekly	GR - GRAB
													0	01/07 - Weekly	GR - GRAB

Submission Note
 If a parameter row does not contain any values for the Sample nor Effluent Trading, then none of the following fields will be submitted for that row: Units, Number of Excursions, Frequency of Analysis, and Sample Type.
 Edit Check Errors
 No errors.
 Comments

Attachments
 170ack-Decker-WWTPO2.pdf
 Report Last Saved By: BTR HAMPSTEAD, LLC.
 User: gsmar@menv.com
 Name: Gregory Smart
 E-Mail: gsmar@menv.com
 Date/Time: 2017-03-23 10:50 (Time Zone: -04:00)
 Type: pdf
 Size: 5344302

DMR Copy of Record

Permit: MD0001881
Permit #: No
Major: 201 External Outfall
Permitted Feature: 201-A 07-DR-0022, TREATED GROUND WATER
Permittee: BTR HAMPSTEAD, LLC
Permittee Address: 626 HANOVER PIKE
 HAMPSTEAD, MD 21074
Facility: BTR HAMPSTEAD, LLC
 626 HANOVER PIKE
 CARROLL COUNTY
 HAMPSTEAD, MD 21074
Discharge: 201-A 07-DR-0022, TREATED GROUND WATER
DMR Due Date: 04/28/17
Status: NetDMR Validated
Monitoring Period: From 01/01/17 to 03/31/17
Considerations for Form Completion:
 TESTING SHALL BE CONDUCTED IN ACCORDANCE WITH THE PROCEDURES DESCRIBED IN EPA METHODS 824.
Principal Executive Officer
First Name: _____
Last Name: _____
No Data Indicator (NOD): _____
Form NOD: _____
Title: _____
Telephone: _____

Code	Parameter Name	Monitoring Location Season #	Piscons	NOD	Quantity or Loading		Quality or Concentration		Units	# of Ex.	Frequency of Analysis	Sample Type
					Qualifier 1	Value 1	Qualifier 2	Value 2				
34475	Tetrachloroethylene	1 - Effluent	Gross	0					Req Mon DAILY MX	28 - ug/L	01900 - Quarterly	GR - CRAB
34506	1,1,1-Trichloroethene	1 - Effluent	Gross	0					Req Mon DAILY MX	28 - ug/L	01900 - Quarterly	GR - CRAB
50050	Flow, in conduit or thru treatment plant	1 - Effluent	Gross	0					Req Mon DAILY MX	28 - ug/L	01900 - Quarterly	GR - CRAB
51415	Volatile Organic Compound (VOC)	1 - Effluent	Gross	0					Req Mon DAILY MX	28 - ug/L	01900 - Quarterly	GR - CRAB
76301	Trichloroethene	1 - Effluent	Gross	0					Req Mon DAILY MX	28 - ug/L	01900 - Quarterly	GR - CRAB

Submission Note
 If a parameter row does not contain any values for the Sample nor Effluent Trading, then none of the following fields will be submitted for that row: Units, Number of Excursions, Frequency of Analysis, and Sample Type.
Edit Check Errors
 No errors.
Comments

Attachments	Name	Type	Size
17BlackDeckerWWTPM03.pdf	17BlackDeckerWWTPM03.pdf	pdf	6302987

DMR Copy of Record

Permit: MD0001881
 Permit #: 101
 Major: External Outfall
 Facility: BTR HAMPSTEAD, LLC
 Facility Location: 626 HANOVER PIKE
 CARROLL COUNTY
 HAMPSTEAD, MD 21074

Permittee: BTR HAMPSTEAD, LLC
 Discharge: 101-A
 07-DP-0022, TREATED SANITARY WASTEWATER
 DMR Due Date: 04/26/17
 Status: NetDMR Validated

Monitoring Period: From 03/01/17 to 03/31/17
 Considerations for Farm Completion
 DISCHARGE SHALL BE LIMITED AND MONITORED AT END OF PHYSICAL/CHEMICAL PLANT DISCHARGE PIPE. THERE SHALL BE NO DISCHARGE OF FLOATING SOLIDS OR PERSISTENT FOAM IN OTHER THAN TRACE AMOUNTS.
 PERSISTENT FOAM IS FOAM THAT DOES NOT DISSIPATE WITHIN ONE HALF-HOUR OF POINT OF DISCHARGE
 Principal Executive Officer

First Name:
 Last Name:
 Title:
 Telephone:

No Data Indicator (NODI)
 Form NODI:

Code	Parameter Name	Monitoring Location	Sketch #	Param. NODI	Qualifier 1	Value 1	Qualifier 2	Value 2	Units	Qualifier 3	Value 3	Units	# of Ex. Frequency of Analysis	Sample Type	
50050	Flow, in conduit or thru treatment plant	1 - Effluent Gross	0	--	4710	Req Mon MD AVG	47000	Ret Mon DAILY MX	07 - gald	<=	126 DAILY MX 30 - MPN/100ML	30 - MPN/100ML	0	0107 - Weekly 0107 - Weekly 0107 - Weekly	GR - GRAB MS - MEASRD GR - GRAB
51040	E coli	1 - Effluent Gross	0	--											

Submission Note
 If a parameter row does not contain any values for the Sample nor Effluent Trading, then none of the following fields will be submitted for that row: Units, Number of Excursions, Frequency of Analysis, and Sample Type.
 Edit Check Errors
 No errors.
 Comments

Attachments
 178acDeckerWWT03.pdf
 Report Last Saved By
 BTR HAMPSTEAD, LLC
 User: gsmar@menv.com
 Name: Gregory Smart
 E-Mail: gsmar@menv.com
 Date/Time: 2017-04-19 07:20 (Time Zone: -04:00)
 Type: pdf
 Size: 6392987

DMR Copy of Record

Permit #: **MD0001881** Facility: **BTR HAMPSTEAD, LLC.**
 Major: **No** Facility Location: **626 HANOVER PIKE, CARROLL COUNTY, HAMPSTEAD, MD 21074**

Permitted Feature: **001 External Outfall** Discharge: **001A 07-DP-0022, OUTFALL 001**
 Report Dates & Status: **From 03/01/17 to 03/31/17** DMR Due Date: **07/27/17**
 Status: **NetDMR Validated**

Monitoring Location Season # Param. NOD1
 00110 BOD, 5-day, 20 deg C 1 - Effluent Gross 0 --
 00400 pH 1 - Effluent Gross 0 --
 00530 Solids, total suspended 1 - Effluent Gross 0 --
 00530 Solids, total suspended 1 - Effluent Gross 1 --
 00530 Solids, total suspended 1 - Effluent Gross 2 --
 00550 Oil & Grease 1 - Effluent Gross 0 --
 00600 Nitrogen, total [as N] 1 - Effluent Gross 0 --
 00600 Nitrogen, total [as N] 1 - Effluent Gross 1 --
 00650 Nitrogen, total [as P] 1 - Effluent Gross 2 --
 00650 Phosphorus, total [as P] 1 - Effluent Gross 1 --
 00650 Phosphorus, total [as P] 1 - Effluent Gross 2 --
 34475 Tetrachloroethylene 1 - Effluent Gross 0 --
 34006 1,1,1-Trichloroethane 1 - Effluent Gross 0 --
 50550 Flow, in conduit or thru treatment plant 1 - Effluent Gross 0 --

Considerations for Form Completion
 DISCHARGE SHALL BE LIMITED AND MONITORED AT OUTFALL PIPE FROM PROCESSRESERVOIR. FOR TOTAL RESIDUAL CHLORINE A FIELD MEASUREMENT OF LESS THAN 0.1 MGL SHALL BE CONSIDERED TOBE WITHIN THE PERMIT LIMIT. SHALL BE NO DISCHARGE OF FLOATING SOLIDSOR PERSISTENT FOAM IN OTHER THAN TRACE AMOUNTS.
 Principal Executive Officer
 First Name: _____ Title: _____
 Last Name: _____ Telephone: _____
 No Data Indicator (NOD)
 Form NOD1: _____

Code	Parameter Name	Monitoring Location	Season #	Param. NOD1	Sample	Permit Req.	Value 1	Qualifier 1	Units	Qualifier 2	Value 2	Quantity or Loading	Qualifier 3	Value 3	Units	Quality or Concentration	Qualifier 4	Value 4	Frequency of Analysis	Sample Type
00110	BOD, 5-day, 20 deg C	1 - Effluent Gross	0	--	Sample	Permit Req.									19 - mg/L	=	2	15 DAILY MX	01/30 - Monthly	GR - GRAB
00400	pH	1 - Effluent Gross	0	--	Sample	Permit Req.									12 - SU	=	7	8.5 MAXIMUM	02/07 - Twice Every Week	GR - GRAB
00530	Solids, total suspended	1 - Effluent Gross	0	--	Sample	Permit Req.									19 - mg/L	=	0	30 DAILY MX	01/30 - Monthly	GR - GRAB
00530	Solids, total suspended	1 - Effluent Gross	1	--	Sample	Permit Req.									19 - mg/L	=	0	30 DAILY MX	01/30 - Monthly	GR - GRAB
00530	Solids, total suspended	1 - Effluent Gross	2	--	Sample	Permit Req.									19 - mg/L	=	0	30 DAILY MX	01/30 - Monthly	GR - GRAB
00550	Oil & Grease	1 - Effluent Gross	0	--	Sample	Permit Req.									19 - mg/L	=	0	30 DAILY MX	01/30 - Monthly	GR - GRAB
00600	Nitrogen, total [as N]	1 - Effluent Gross	0	--	Sample	Permit Req.									19 - mg/L	=	0	30 DAILY MX	01/30 - Monthly	GR - GRAB
00600	Nitrogen, total [as N]	1 - Effluent Gross	1	--	Sample	Permit Req.									19 - mg/L	=	0	30 DAILY MX	01/30 - Monthly	GR - GRAB
00650	Nitrogen, total [as P]	1 - Effluent Gross	2	--	Sample	Permit Req.									19 - mg/L	=	0	30 DAILY MX	01/30 - Monthly	GR - GRAB
00650	Phosphorus, total [as P]	1 - Effluent Gross	1	--	Sample	Permit Req.									19 - mg/L	=	0	30 DAILY MX	01/30 - Monthly	GR - GRAB
00650	Phosphorus, total [as P]	1 - Effluent Gross	2	--	Sample	Permit Req.									19 - mg/L	=	0	30 DAILY MX	01/30 - Monthly	GR - GRAB
34475	Tetrachloroethylene	1 - Effluent Gross	0	--	Sample	Permit Req.									28 - ug/L	=	0	5 DAILY MX	01/30 - Monthly	GR - GRAB
34006	1,1,1-Trichloroethane	1 - Effluent Gross	0	--	Sample	Permit Req.									28 - ug/L	=	0	5 DAILY MX	01/30 - Monthly	GR - GRAB
50550	Flow, in conduit or thru treatment plant	1 - Effluent Gross	0	--	Sample	Permit Req.									19 - mg/L	=	0	30 DAILY MX	01/30 - Monthly	GR - GRAB

Parameter Name	1 - Effluent Gross	0	0.1 DAILY MX	19 - mg/L	0	0130 - Monthly	GR - GRAB
51060 Chlorine Total Residual	1 - Effluent Gross	0	<=	0.1 MO AVG	<=	0130 - Monthly	GR - GRAB
51040 E. coli	1 - Effluent Gross	0	=	2 Req Mon MO AVG	30 - MPN/100mL 30 - MPN/100mL 0	0130 - Monthly 0130 - Monthly	GR - GRAB GR - GRAB
78301 Trichloroethylene	1 - Effluent Gross	0	=	0 5 DAILY MX	28 - ug/L 28 - ug/L 0	0130 - Monthly 0130 - Monthly	GR - GRAB GR - GRAB

Submission Note
 If a parameter row does not contain any values for the Sample nor Effluent Trading, then none of the following fields will be submitted for that row: Units, Number of Excursions, Frequency of Analysis, and Sample Type.

Edit Check Errors
 No errors.
 Comments

Attachments

Name	Type	Size
17BlackDeckerWWTPO3.pdf	pdf	6392987

Report Last Saved By
 BTR HAMPSTEAD,LLC.

User: JAYJANNEY
 Name: Jay Janney
 E-Mail: jjan@meriv.com

Date/Time:

2017-04-19 07:21 (Time Zone: -04:00)

APPENDIX C
GROUNDWATER TREATMENT SYSTEM ANALYTICAL RESULTS
(JANUARY - MARCH 2017)

DEFINITIONS

Eurofins OC, Inc. (EOC)

The following terms or abbreviations are used in this report:

MPN	Most probable number	PL	Customer-specific limit
CFU	Colony forming unit	DF	Dilution Factor (For Microbiology, DF = volume of sample tested)
POS	Positive / Present	QUAL	Qualifier (Q)
NEG	Negative / Absent	NTU	Nephelometric turbidity units
PRES	Presumptive	RL	Laboratory reporting limit or Limit of Quantitation (LOQ)
MF	Membrane Filtration	MCL	EPA recommended "Maximum Contaminant Level"
TNTC	Too numerous to count	MDL	Method Detection Limit
DRY	The result was reported on a dry weight basis.	ND	Analyte concentration not detected greater than the RL / MDL

TIC	Tentatively Identified Compounds (Library Search Compounds); concentrations are estimated values only.
ppm (mg/l)	Parts per million: equivalent to 1 milligram per kilogram (mg/Kg) for solids or one milligram per liter (mg/L) for aqueous samples.
ppb (ug/L)	Parts per billion: equivalent to 1 microgram per kilogram (ug/Kg) for solids or one microgram per liter (ug/L) for aqueous samples.
<	Less than: In conjunction with a numerical value, indicates a concentration less than RL / MDL.
>	Greater than: In conjunction with a numerical value, indicates a concentration greater than RL / MDL.

Data Qualifiers (EPA CLP Convention)

J	Estimated value \geq MDL but $<$ RL.	E	Metals: Estimated value due to presence of interference
B	Analyte was detected in the method blank	E	Organics: Concentration exceeds calibration range.
U	Analyte not detected above RL or MDL, when MDL reported.	E	Microbiology: estimated CFU count
N	Presumptive evidence of compound in library search	M	Metals: Duplicate precision for an element outside control limit
P1 or P	Column precision criteria not met, report lower value	N	Metals: Spike recovery for an element outside control limits
P2	Column precision criteria not met, report higher value	C	Result confirmed by reanalysis
W	Dissolve Oxygen uptake in the unseeded blank is greater than 0.20 ug/L.	Q	Defined in report or case narrative or data package
T	Temperature receipt exceedance, refer to Sample Comments/ Results Qualifiers section.	V	Analyte concentration $>$ 100% between columns; reporting limit elevated

Warranties, Terms, and Conditions

- Unless otherwise specified in the Parameter field, analyses (excluding "Field Parameters") were performed at the EQC Southampton facility (1205 Industrial Boulevard, Southampton, PA 18966). Pharmaceutical testing is performed the EQC facility in Horsham (702 Electronic Drive, Horsham, PA 19044).
- The test results meet all TNI or other applicable regulatory agency requirements, including holding times and preservation, unless otherwise indicated.
- The report shall not be reproduced, except in full, without the written consent of the laboratory.
- All samples are collected as "grab" samples unless otherwise identified.
- The reported results relate only to the sample as tested. EQC is not responsible for sample integrity unless sampling has been performed by a member of our staff.
- EQC is not responsible for sampling and/or testing omissions. Note that regulatory authorities may assess substantial fines for testing omissions. Please track your sample collection schedules and results on a regular basis (e.g. weekly, monthly, or quarterly) to ensure compliance. EQC's internet program "LIVE ACCESS" will provide you with real-time access to collection dates and testing results. Please contact Customer Service for further information.
- The following personnel or their deputies have approved the results of the tests performed by EQC: Nicki Smith (Environmental Chemistry), Amanda Berd (Pharmaceutical), Sue Abbott (EQC Delaware).

EQC Accreditations

Southampton	EPA ID: PA00018	Eurofins, Lancaster: Lab IDs: PA 36-00037
	NELAP IDs: PA 09-00131; NJ PA166; NY 11223	NJ: PA011
	State IDs: CT PH-0768; DE PA-018; MD 206	NY: 10670
	FDA Reg #: 2515238	MD: 100
Delaware	State IDs: DE 00011; MD 138	Reading State ID: PA 06-03543
Wind Gap	State IDs: PA 48-01334; NJ PA001	Vineland State ID: NJ 06005
East Rutherford	State ID: NJ 02015	

DEFINITIONS

Eurofins OC, Inc. (EOC)

The following terms or abbreviations are used in this report:

MPN	Most probable number	PL	Customer-specific limit
CFU	Colony forming unit	DF	Dilution Factor (For Microbiology, DF = volume of sample tested)
POS	Positive / Present	QUAL	Qualifier (Q)
NEG	Negative / Absent	NTU	Nephelometric turbidity units
PRES	Presumptive	RL	Laboratory reporting limit or Limit of Quantitation (LOQ)
MF	Membrane Filtration	MCL	EPA recommended "Maximum Contaminant Level"
TNTC	Too numerous to count	MDL	Method Detection Limit
DRY	The result was reported on a dry weight basis.	ND	Analyte concentration not detected greater than the RL / MDL

TIC	Tentatively Identified Compounds (Library Search Compounds); concentrations are estimated values only.
ppm (mg/l)	Parts per million: equivalent to 1 milligram per kilogram (mg/Kg) for solids or one milligram per liter (mg/L) for aqueous samples.
ppb (ug/L)	Parts per billion: equivalent to 1 microgram per kilogram (ug/Kg) for solids or one microgram per liter (ug/L) for aqueous samples.
<	Less than: In conjunction with a numerical value, indicates a concentration less than RL / MDL.
>	Greater than: In conjunction with a numerical value, indicates a concentration greater than RL / MDL.

Data Qualifiers (EPA CLP Convention)

J	Estimated value \geq MDL but $<$ RL.	E	Metals: Estimated value due to presence of interference
B	Analyte was detected in the method blank	E	Organics: Concentration exceeds calibration range.
U	Analyte not detected above RL or MDL, when MDL reported.	E	Microbiology: estimated CFU count
N	Presumptive evidence of compound in library search	M	Metals: Duplicate precision for an element outside control limit
P1 or P	Column precision criteria not met, report lower value	N	Metals: Spike recovery for an element outside control limits
P2	Column precision criteria not met, report higher value	C	Result confirmed by reanalysis
W	Dissolved Oxygen uptake in the unseeded blank is greater than 0.20 mg/L.	Q	Defined in report or case narrative or data package
T	Temperature receipt exceedance, refer to Sample Comments/ Results Qualifiers section.	V	Analyte concentration $>$ 100% between columns; reporting limit elevated

Warranties, Terms, and Conditions

- Unless otherwise specified in the Parameter field, analyses (excluding "Field Parameters") were performed at the EQC Southampton facility (1205 Industrial Boulevard, Southampton, PA 18966). Pharmaceutical testing is performed the EQC facility in Horsham (702 Electronic Drive, Horsham, PA 19044).
- The test results meet all TNI or other applicable regulatory agency requirements, including holding times and preservation, unless otherwise indicated.
- The report shall not be reproduced, except in full, without the written consent of the laboratory.
- All samples are collected as "grab" samples unless otherwise identified.
- The reported results relate only to the sample as tested. EQC is not responsible for sample integrity unless sampling has been performed by a member of our staff.
- EQC is not responsible for sampling and/or testing omissions. Note that regulatory authorities may assess substantial fines for testing omissions. Please track your sample collection schedules and results on a regular basis (e.g. weekly, monthly, or quarterly) to ensure compliance. EQC's internet program "LIVE ACCESS" will provide you with real-time access to collection dates and testing results. Please contact Customer Service for further information.
- The following personnel or their deputies have approved the results of the tests performed by EQC: Nicki Smith (Environmental Chemistry), Amanda Berd (Pharmaceutical), Sue Abbott (EQC Delaware).

EQC Accreditations

Southampton	EPA ID: PA00018	Eurofins, Lancaster: Lab IDs: PA 36-00037
	NELAP IDs: PA 09-00131; NJ PA166; NY 11223	NJ: PA011
	State IDs: CT PH-0768; DE PA-018; MD 206	NY: 10670
	FDA Reg #: 2515238	MD: 100
Delaware	State IDs: DE 00011; MD 138	Reading State ID: PA 06-03543
Wind Gap	State IDs: PA 48-01334; NJ PA001	Vineland State ID: NJ 06005
East Rutherford	State ID: NJ 02015	

CHERYL GRIFFIN
MARYLAND ENVIRONMENTAL SERVICE B
259 NAJOLAS ROAD
RE: BTR HAMPSTEAD WWTP
MILLERSVILLE, MD 21108

Order Number: L6647950
Project Name: BTR HAMPSTEAD WWTP
Receive Date: 01-18-2017
Client Code: MES_A
Project Location: BTR HAMPSTEAD WWTP

Account No:AL0341, MARYLAND ENVIRONMENTAL SERVICE A
Project No: AL0341 BTR WWTP, BTR HAMPSTEAD WWTP

P.O. No: **Inv. No:** MES_AL0341
PWSID No:

Sample ID L6647950-1 **Sample Description** BTR 001 **Samp. Date/Time/Temp** 01/18/17 09:38am NA C **Sampled by** Customer
Received Date/Time 01/18/17 01:13pm

Parameter	Result	Qual	Units	Method	DF	RL	Test Date, Time, Analyst
-----------	--------	------	-------	--------	----	----	--------------------------

ENVIRONMENTAL MICROBIOLOGY

E. Coli, MPN Cel(Delaware)	4.2		MPN/100ml	SM 9223B			01/18/17 01:53PM SUB
----------------------------	-----	--	-----------	----------	--	--	----------------------

Sample Comments | Result Qualifiers:

L6647950-1 :
E. coli was analyzed by Chesapeake Environmental Lab, Inc in Stevensville, MD.



DEFINITIONS

Eurofins OC, Inc. (EOC)

The following terms or abbreviations are used in this report:

MPN	Most probable number	PL	Customer-specific limit
CFU	Colony forming unit	DF	Dilution Factor (For Microbiology, DF = volume of sample tested)
POS	Positive / Present	QUAL	Qualifier (Q)
NEG	Negative / Absent	NTU	Nephelometric turbidity units
PRES	Presumptive	RL	Laboratory reporting limit or Limit of Quantitation (LOQ)
MF	Membrane Filtration	MCL	EPA recommended "Maximum Contaminant Level"
TNTC	Too numerous to count	MDL	Method Detection Limit
DRY	The result was reported on a dry weight basis.	ND	Analyte concentration not detected greater than the RL / MDL

TIC	Tentatively Identified Compounds (Library Search Compounds); concentrations are estimated values only.
ppm (mg/l)	Parts per million: equivalent to 1 milligram per kilogram (mg/Kg) for solids or one milligram per liter (mg/L) for aqueous samples.
ppb (ug/L)	Parts per billion: equivalent to 1 microgram per kilogram (ug/Kg) for solids or one microgram per liter (ug/L) for aqueous samples.
<	Less than: In conjunction with a numerical value, indicates a concentration less than RL / MDL.
>	Greater than: In conjunction with a numerical value, indicates a concentration greater than RL / MDL.

Data Qualifiers (EPA CLP Convention)

J	Estimated value \geq MDL but $<$ RL.	E	Metals: Estimated value due to presence of interference
B	Analyte was detected in the method blank	E	Organics: Concentration exceeds calibration range.
U	Analyte not detected above RL or MDL, when MDL reported.	E	Microbiology: estimated CFU count
N	Presumptive evidence of compound in library search	M	Metals: Duplicate precision for an element outside control limit
P1 or P	Column precision criteria not met, report lower value	N	Metals: Spike recovery for an element outside control limits
P2	Column precision criteria not met, report higher value	C	Result confirmed by reanalysis
W	Dissolved Oxygen uptake in the unseeded blank is greater than 0.20 mg/L.	Q	Defined in report or case narrative or data package
T	Temperature receipt exceedance, refer to Sample Comments/ Results Qualifiers section.	V	Analyte concentration $>$ 100% between columns; reporting limit elevated

Warranties, Terms, and Conditions

- Unless otherwise specified in the Parameter field, analyses (excluding "Field Parameters") were performed at the EQC Southampton facility (1205 Industrial Boulevard, Southampton, PA 18966). Pharmaceutical testing is performed the EQC facility in Horsham (702 Electronic Drive, Horsham, PA 19044).
- The test results meet all TNI or other applicable regulatory agency requirements, including holding times and preservation, unless otherwise indicated.
- The report shall not be reproduced, except in full, without the written consent of the laboratory.
- All samples are collected as "grab" samples unless otherwise identified.
- The reported results relate only to the sample as tested. EQC is not responsible for sample integrity unless sampling has been performed by a member of our staff.
- EQC is not responsible for sampling and/or testing omissions. Note that regulatory authorities may assess substantial fines for testing omissions. Please track your sample collection schedules and results on a regular basis (e.g. weekly, monthly, or quarterly) to ensure compliance. EQC's internet program "LIVE ACCESS" will provide you with real-time access to collection dates and testing results. Please contact Customer Service for further information.
- The following personnel or their deputies have approved the results of the tests performed by EQC: Nicki Smith (Environmental Chemistry), Amanda Berd (Pharmaceutical), Sue Abbott (EQC Delaware).

EOC Accreditations

Southampton	EPA ID: PA00018	Eurofins, Lancaster: Lab IDs: PA 36-00037
	NELAP IDs: PA 09-00131; NJ PA166; NY 11223	NJ: PA011
	State IDs: CT PH-0768; DE PA-018; MD 206	NY: 10670
	FDA Reg #: 2515238	MD: 100
Delaware	State IDs: DE 00011; MD 138	Reading State ID: PA 06-03543
Wind Gap	State IDs: PA 48-01334; NJ PA001	Vineland State ID: NJ 06005
East Rutherford	State ID: NJ 02015	

CHERYL GRIFFIN
 MARYLAND ENVIRONMENTAL SERVICE B
 259 NAJOLES ROAD
 RE: BTR HAMPSTEAD WWTP
 MILLERSVILLE, MD 21108

Order Number: L6647948
 Project Name: BTR HAMPSTEAD WWTP
 Receive Date: 01-18-2017
 Client Code: MES_A
 Project Location: BTR HAMPSTEAD WWTP

Account No:AL0341, MARYLAND ENVIRONMENTAL SERVICE A
Project No: AL0341 BTR WWTP, BTR HAMPSTEAD WWTP

P.O. No: **Inv. No:** MES_AL0341
PWSID No:

Sample ID L6647948-1 **Sample Description** BTR 101 **Samp. Date/Time/Temp** 01/18/17 09:36am NA C **Sampled by** Customer
Received Date/Time 01/18/17 01:13pm

Parameter	Result	Qual	Units	Method	DF	RL	Test Date, Time, Analyst
ENVIRONMENTAL MICROBIOLOGY							
E. Coli, MPN Cel(Delaware)	<1.0		MPN/100ml	SM 9223B			01/18/17 01:57PM SUB

Sample Comments | Result Qualifiers:

L6647948-1 :
 E. coli was analyzed by Chesapeake Environmental Lab, Inc in Stevensville, MD.



DEFINITIONS

Eurofins OC, Inc. (EOC)

The following terms or abbreviations are used in this report:

MPN	Most probable number	PL	Customer-specific limit
CFU	Colony forming unit	DF	Dilution Factor (For Microbiology, DF = volume of sample tested)
POS	Positive / Present	QUAL	Qualifier (Q)
NEG	Negative / Absent	NTU	Nephelometric turbidity units
PRES	Presumptive	RL	Laboratory reporting limit or Limit of Quantitation (LOQ)
MF	Membrane Filtration	MCL	EPA recommended "Maximum Contaminant Level"
TNTC	Too numerous to count	MDL	Method Detection Limit
DRY	The result was reported on a dry weight basis.	ND	Analyte concentration not detected greater than the RL / MDL

TIC	Tentatively Identified Compounds (Library Search Compounds); concentrations are estimated values only.
ppm (mg/l)	Parts per million: equivalent to 1 milligram per kilogram (mg/Kg) for solids or one milligram per liter (mg/L) for aqueous samples.
ppb (ug/L)	Parts per billion: equivalent to 1 microgram per kilogram (ug/Kg) for solids or one microgram per liter (ug/L) for aqueous samples.
<	Less than: In conjunction with a numerical value, indicates a concentration less than RL / MDL.
>	Greater than: In conjunction with a numerical value, indicates a concentration greater than RL / MDL.

Data Qualifiers (EPA CLP Convention)

J	Estimated value \geq MDL but $<$ RL.	E	Metals: Estimated value due to presence of interference
B	Analyte was detected in the method blank	E	Organics: Concentration exceeds calibration range.
U	Analyte not detected above RL or MDL, when MDL reported.	E	Microbiology: estimated CFU count
N	Presumptive evidence of compound in library search	M	Metals: Duplicate precision for an element outside control limit
P1 or P	Column precision criteria not met, report lower value	N	Metals: Spike recovery for an element outside control limits
P2	Column precision criteria not met, report higher value	C	Result confirmed by reanalysis
W	Dissolved Oxygen uptake in the unseeded blank is greater than 0.20 mg/L.	Q	Defined in report or case narrative or data package
T	Temperature receipt exceedance, refer to Sample Comments/ Results Qualifiers section.	V	Analyte concentration $>$ 100% between columns; reporting limit elevated

Warranties, Terms, and Conditions

- Unless otherwise specified in the Parameter field, analyses (excluding "Field Parameters") were performed at the EQC Southampton facility (1205 Industrial Boulevard, Southampton, PA 18966). Pharmaceutical testing is performed the EQC facility in Horsham (702 Electronic Drive, Horsham, PA 19044).
- The test results meet all TNI or other applicable regulatory agency requirements, including holding times and preservation, unless otherwise indicated.
- The report shall not be reproduced, except in full, without the written consent of the laboratory.
- All samples are collected as "grab" samples unless otherwise identified.
- The reported results relate only to the sample as tested. EQC is not responsible for sample integrity unless sampling has been performed by a member of our staff.
- EQC is not responsible for sampling and/or testing omissions. Note that regulatory authorities may assess substantial fines for testing omissions. Please track your sample collection schedules and results on a regular basis (e.g. weekly, monthly, or quarterly) to ensure compliance. EQC's internet program "LIVE ACCESS" will provide you with real-time access to collection dates and testing results. Please contact Customer Service for further information.
- The following personnel or their deputies have approved the results of the tests performed by EQC: Nicki Smith (Environmental Chemistry), Amanda Berd (Pharmaceutical), Sue Abbott (EQC Delaware).

EOC Accreditations

Southampton	EPA ID: PA00018	Eurofins, Lancaster: Lab IDs: PA 36-00037
	NELAP IDs: PA 09-00131; NJ PA166; NY 11223	NJ: PA011
	State IDs: CT PH-0768; DE PA-018; MD 206	NY: 10670
	FDA Reg #: 2515238	MD: 100
Delaware	State IDs: DE 00011; MD 138	Reading State ID: PA 06-03543
Wind Gap	State IDs: PA 48-01334; NJ PA001	Vineland State ID: NJ 06005
East Rutherford	State ID: NJ 02015	

CHERYL GRIFFIN
 MARYLAND ENVIRONMENTAL SERVICE B
 259 NAJOLAS ROAD
 RE: BTR HAMPSTEAD WWTP
 MILLERSVILLE, MD 21108

Order Number: L6642650
 Project Name: BTR HAMPSTEAD WWTP
 Receive Date: 01-18-2017
 Client Code: MES_A
 Project Location: BTR HAMPSTEAD WWTP

Account No: AL0341, MARYLAND ENVIRONMENTAL SERVICE A
 Project No: AL0341 BTR WWTP, BTR HAMPSTEAD WWTP

P.O. No: Inv. No: MES_AL0341
 PWSID No:

Sample ID: L6642650-1 Sample Description: BTR 201
 Received Date/Time/Temp: 01/18/17 04:30pm 3.5 C Iced (Y/N): Y
 Samp. Date/Time/Temp: 01/18/17 09:58am NA C Sampled by: Customer

Parameter	Result	Qual	Units	Method	DF	RL	Test Date, Time, Analyst
-----------	--------	------	-------	--------	----	----	--------------------------

GAS CHROMATOGRAPHY MASS SPECTROMETRY; VOLATILES (EUROFINS LANCASTER)

1,1,1-Trichloroethane	ND		ug/l	EPA 624	1	1	01/24/17 07:05AM HY
1,1,2,2-Tetrachloroethane	ND		ug/l	EPA 624	1	1	01/24/17 07:05AM HY
1,1,2-Trichloroethane	ND		ug/l	EPA 624	1	1	01/24/17 07:05AM HY
1,1-Dichloroethane	ND		ug/l	EPA 624	1	1	01/24/17 07:05AM HY
1,1-Dichloroethene	ND		ug/l	EPA 624	1	1	01/24/17 07:05AM HY
1,2-Dichlorobenzene	ND		ug/l	EPA 624	1	1	01/24/17 07:05AM HY
1,2-Dichloroethane	ND		ug/l	EPA 624	1	1	01/24/17 07:05AM HY
1,2-Dichloropropane	ND		ug/l	EPA 624	1	1	01/24/17 07:05AM HY
1,3-Dichlorobenzene	ND		ug/l	EPA 624	1	1	01/24/17 07:05AM HY
1,4-Dichlorobenzene	ND		ug/l	EPA 624	1	1	01/24/17 07:05AM HY
2-Chloroethyl vinyl ether	ND		ug/l	EPA 624	1	1	01/24/17 07:05AM HY
Benzene	ND		ug/l	EPA 624	1	1	01/24/17 07:05AM HY
Bromodichloromethane	ND		ug/l	EPA 624	1	1	01/24/17 07:05AM HY
Bromoform	ND		ug/l	EPA 624	1	1	01/24/17 07:05AM HY
Bromomethane	ND		ug/l	EPA 624	1	1	01/24/17 07:05AM HY
Carbon tetrachloride	ND		ug/l	EPA 624	1	1	01/24/17 07:05AM HY
Chlorobenzene	ND		ug/l	EPA 624	1	1	01/24/17 07:05AM HY
Chloroethane	ND		ug/l	EPA 624	1	1	01/24/17 07:05AM HY
Chloroform	ND		ug/l	EPA 624	1	1	01/24/17 07:05AM HY
Chloromethane	ND		ug/l	EPA 624	1	1	01/24/17 07:05AM HY
cis-1,3-Dichloropropene	ND		ug/l	EPA 624	1	1	01/24/17 07:05AM HY
Dibromochloromethane	ND		ug/l	EPA 624	1	1	01/24/17 07:05AM HY
Ethylbenzene	ND		ug/l	EPA 624	1	1	01/24/17 07:05AM HY
Methylene chloride	ND		ug/l	EPA 624	1	1	01/24/17 07:05AM HY
Tetrachloroethene	ND		ug/l	EPA 624	1	1	01/24/17 07:05AM HY
Toluene	ND		ug/l	EPA 624	1	1	01/24/17 07:05AM HY
trans-1,2-Dichloroethene	ND		ug/l	EPA 624	1	1	01/24/17 07:05AM HY
trans-1,3-Dichloropropene	ND		ug/l	EPA 624	1	1	01/24/17 07:05AM HY
Trichloroethene	ND		ug/l	EPA 624	1	1	01/24/17 07:05AM HY
Trichlorofluoromethane	ND		ug/l	EPA 624	1	1	01/24/17 07:05AM HY
Vinyl chloride	ND		ug/l	EPA 624	1	1	01/24/17 07:05AM HY

This report is a revision of report number 6113182
 Serial Number: 6114343

PIN: 17237

Account No:AL0341, MARYLAND ENVIRONMENTAL SERVICE A
Project No: AL0341 BTR WWTP, BTR HAMPSTEAD WWTP

P.O. No:

Inv. No: MES_AL0341
PWSID No:

Sample Comments | Result Qualifiers:

L6642650-1 :

U = ND evaluated at the RL or MDL, when shown.



PIN: 17237

This report is a revision of report number 6113182
Serial Number: 6114343

CHERYL GRIFFIN
MARYLAND ENVIRONMENTAL SERVICE B
259 NAJOLAS ROAD
RE: BTR HAMPSTEAD WWTP
MILLERSVILLE, MD 21108

Order Number: L6674517
Project Name: BTR HAMPSTEAD WWTP
Receive Date: 01-24-2017
Client Code: MES_A
Project Location: BTR HAMPSTEAD WWTP

Account No:AL0341, MARYLAND ENVIRONMENTAL SERVICE A
Project No: AL0341 BTR WWTP, BTR HAMPSTEAD WWTP

P.O. No: **Inv. No:** MES_AL0341
PWSID No:

Sample ID L6674517-1 **Sample Description** BTR 101 **Samp. Date/Time/Temp** 01/24/17 09:14am NA C **Sampled by** Customer
Received Date/Time 01/24/17 01:35pm

Parameter	Result	Qual	Units	Method	DF	RL	Test Date, Time, Analyst
ENVIRONMENTAL MICROBIOLOGY							
E. Coli, MPN Cel(Delaware)	<1.0		MPN/100ml	SM 9223B			01/24/17 02:11PM SUB

Sample Comments | Result Qualifiers:

L6674517-1 :
E. coli was analyzed by Chesapeake Environmental Lab, Inc in Stevensville, MD.



DEFINITIONS

Eurofins OC, Inc. (EOC)

The following terms or abbreviations are used in this report:

MPN	Most probable number	PL	Customer-specific limit
CFU	Colony forming unit	DF	Dilution Factor (For Microbiology, DF = volume of sample tested)
POS	Positive / Present	QUAL	Qualifier (Q)
NEG	Negative / Absent	NTU	Nephelometric turbidity units
PRES	Presumptive	RL	Laboratory reporting limit or Limit of Quantitation (LOQ)
MF	Membrane Filtration	MCL	EPA recommended "Maximum Contaminant Level"
TNTC	Too numerous to count	MDL	Method Detection Limit
DRY	The result was reported on a dry weight basis.	ND	Analyte concentration not detected greater than the RL / MDL

- TIC Tentatively Identified Compounds (Library Search Compounds); concentrations are estimated values only.
- ppm (mg/l) Parts per million: equivalent to 1 milligram per kilogram (mg/Kg) for solids or one milligram per liter (mg/L) for aqueous samples.
- ppb (ug/L) Parts per billion: equivalent to 1 microgram per kilogram (ug/Kg) for solids or one microgram per liter (ug/L) for aqueous samples.
- < Less than: In conjunction with a numerical value, indicates a concentration less than RL / MDL.
- > Greater than: In conjunction with a numerical value, indicates a concentration greater than RL / MDL.

Data Qualifiers (EPA CLP Convention)

J	Estimated value \geq MDL but $<$ RL.	E	Metals: Estimated value due to presence of interference
B	Analyte was detected in the method blank	E	Organics: Concentration exceeds calibration range.
U	Analyte not detected above RL or MDL, when MDL reported.	E	Microbiology: estimated CFU count
N	Presumptive evidence of compound in library search	M	Metals: Duplicate precision for an element outside control limit
P1 or P	Column precision criteria not met, report lower value	N	Metals: Spike recovery for an element outside control limits
P2	Column precision criteria not met, report higher value	C	Result confirmed by reanalysis
W	Dissolved Oxygen uptake in the unseeded blank is greater than 0.20 mg/L.	Q	Defined in report or case narrative or data package
T	Temperature receipt exceedance, refer to Sample Comments/ Results Qualifiers section.	V	Analyte concentration $>$ 100% between columns; reporting limit elevated

Warranties, Terms, and Conditions

- Unless otherwise specified in the Parameter field, analyses (excluding "Field Parameters") were performed at the EQC Southampton facility (1205 Industrial Boulevard, Southampton, PA 18966). Pharmaceutical testing is performed the EQC facility in Horsham (702 Electronic Drive, Horsham, PA 19044).
- The test results meet all TNI or other applicable regulatory agency requirements, including holding times and preservation, unless otherwise indicated.
- The report shall not be reproduced, except in full, without the written consent of the laboratory.
- All samples are collected as "grab" samples unless otherwise identified.
- The reported results relate only to the sample as tested. EQC is not responsible for sample integrity unless sampling has been performed by a member of our staff.
- EQC is not responsible for sampling and/or testing omissions. Note that regulatory authorities may assess substantial fines for testing omissions. Please track your sample collection schedules and results on a regular basis (e.g. weekly, monthly, or quarterly) to ensure compliance. EQC's internet program "LIVE ACCESS" will provide you with real-time access to collection dates and testing results. Please contact Customer Service for further information.
- The following personnel or their deputies have approved the results of the tests performed by EQC: Nicki Smith (Environmental Chemistry), Amanda Berd (Pharmaceutical), Sue Abbott (EQC Delaware).

EOC Accreditations

Southampton	EPA ID: PA00018	Eurofins, Lancaster: Lab IDs: PA 36-00037
	NELAP IDs: PA 09-00131; NJ PA166; NY 11223	NJ: PA011
	State IDs: CT PH-0768; DE PA-018; MD 206	NY: 10670
	FDA Reg #: 2515238	MD: 100
Delaware	State IDs: DE 00011; MD 138	Reading State ID: PA 06-03543
Wind Gap	State IDs: PA 48-01334; NJ PA001	Vineland State ID: NJ 06005
East Rutherford	State ID: NJ 02015	

DEFINITIONS

Eurofins OC, Inc. (EQC)

The following terms or abbreviations are used in this report:

MPN	Most probable number	PL	Customer-specific limit
CFU	Colony forming unit	DF	Dilution Factor (For Microbiology, DF = volume of sample tested)
POS	Positive / Present	QUAL	Qualifier (Q)
NEG	Negative / Absent	NTU	Nephelometric turbidity units
PRES	Presumptive	RL	Laboratory reporting limit or Limit of Quantitation (LOQ)
MF	Membrane Filtration	MCL	EPA recommended "Maximum Contaminant Level"
TNTC	Too numerous to count	MDL	Method Detection Limit
DRY	The result was reported on a dry weight basis.	ND	Analyte concentration not detected greater than the RL / MDL

TIC	Tentatively Identified Compounds (Library Search Compounds); concentrations are estimated values only.
ppm (mg/l)	Parts per million: equivalent to 1 milligram per kilogram (mg/Kg) for solids or one milligram per liter (mg/L) for aqueous samples.
ppb (ug/L)	Parts per billion: equivalent to 1 microgram per kilogram (ug/Kg) for solids or one microgram per liter (ug/L) for aqueous samples.
<	Less than: In conjunction with a numerical value, indicates a concentration less than RL / MDL.
>	Greater than: In conjunction with a numerical value, indicates a concentration greater than RL / MDL.

Data Qualifiers (EPA CLP Convention)

J	Estimated value \geq MDL but $<$ RL.	E	Metals: Estimated value due to presence of interference
B	Analyte was detected in the method blank	E	Organics: Concentration exceeds calibration range.
U	Analyte not detected above RL or MDL, when MDL reported.	E	Microbiology: estimated CFU count
N	Presumptive evidence of compound in library search	M	Metals: Duplicate precision for an element outside control limit
P1 or P	Column precision criteria not met, report lower value	N	Metals: Spike recovery for an element outside control limits
P2	Column precision criteria not met, report higher value	C	Result confirmed by reanalysis
W	Dissolved Oxygen uptake in the unseeded blank is greater than 0.20 mg/L.	Q	Defined in report or case narrative or data package
T	Temperature receipt exceedance, refer to Sample Comments/ Results Qualifiers section.	V	Analyte concentration $>$ 100% between columns; reporting limit elevated

Warranties, Terms, and Conditions

- Unless otherwise specified in the Parameter field, analyses (excluding "Field Parameters") were performed at the EQC Southampton facility (1205 Industrial Boulevard, Southampton, PA 18966). Pharmaceutical testing is performed the EQC facility in Horsham (702 Electronic Drive, Horsham, PA 19044).
- The test results meet all TNI or other applicable regulatory agency requirements, including holding times and preservation, unless otherwise indicated.
- The report shall not be reproduced, except in full, without the written consent of the laboratory.
- All samples are collected as "grab" samples unless otherwise identified.
- The reported results relate only to the sample as tested. EQC is not responsible for sample integrity unless sampling has been performed by a member of our staff.
- EQC is not responsible for sampling and/or testing omissions. Note that regulatory authorities may assess substantial fines for testing omissions. Please track your sample collection schedules and results on a regular basis (e.g. weekly, monthly, or quarterly) to ensure compliance. EQC's internet program "LIVE ACCESS" will provide you with real-time access to collection dates and testing results. Please contact Customer Service for further information.
- The following personnel or their deputies have approved the results of the tests performed by EQC: Nicki Smith (Environmental Chemistry), Amanda Berd (Pharmaceutical), Sue Abbott (EQC Delaware).

EQC Accreditations

Southampton	EPA ID: PA00018	Eurofins, Lancaster: Lab IDs: PA 36-00037
	NELAP IDs: PA 09-00131; NJ PA166; NY 11223	NJ: PA011
	State IDs: CT PH-0768; DE PA-018; MD 206	NY: 10670
	FDA Reg #: 2515238	MD: 100
Delaware	State IDs: DE 00011; MD 138	Reading State ID: PA 06-03543
Wind Gap	State IDs: PA 48-01334; NJ PA001	Vineland State ID: NJ 06005
East Rutherford	State ID: NJ 02015	

CHERYL GRIFFIN
MARYLAND ENVIRONMENTAL SERVICE B
259 NAJOLAS ROAD
RE: BTR HAMPSTEAD WWTP
MILLERSVILLE, MD 21108

Order Number: L6676780
Project Name: BTR HAMPSTEAD WWTP
Receive Date: 02-07-2017
Client Code: MES_A
Project Location: BTR HAMPSTEAD WWTP

Account No:AL0341, MARYLAND ENVIRONMENTAL SERVICE A
Project No: AL0341 BTR WWTP, BTR HAMPSTEAD WWTP

P.O. No: **Inv. No:** MES_AL0341
PWSID No:

Sample ID **Sample Description** **Samp. Date/Time/Temp** **Sampled by**
L6676780-1 BTR 001 02/07/17 09:18am NA C Customer
 Received Date/Time 02/07/17 02:38pm

Parameter	Result	Qual	Units	Method	DF	RL	Test Date, Time, Analyst
ENVIRONMENTAL MICROBIOLOGY							
E. Coli, MPN Cel(Delaware)	1.0		MPN/100ml	SM 9223B			02/07/17 02:38PM SUB

Sample Comments | Result Qualifiers:

L6676780-1 :
E. coli was analyzed by Chesapeake Environmental Lab, Inc in Stevensville, MD.



DEFINITIONS

Eurofins OC, Inc. (EOC)

The following terms or abbreviations are used in this report:

MPN	Most probable number	PL	Customer-specific limit
CFU	Colony forming unit	DF	Dilution Factor (For Microbiology, DF = volume of sample tested)
POS	Positive / Present	QUAL	Qualifier (Q)
NEG	Negative / Absent	NTU	Nephelometric turbidity units
PRES	Presumptive	RL	Laboratory reporting limit or Limit of Quantitation (LOQ)
MF	Membrane Filtration	MCL	EPA recommended "Maximum Contaminant Level"
TNTC	Too numerous to count	MDL	Method Detection Limit
DRY	The result was reported on a dry weight basis.	ND	Analyte concentration not detected greater than the RL / MDL

- TIC Tentatively Identified Compounds (Library Search Compounds); concentrations are estimated values only.
- ppm (mg/l) Parts per million: equivalent to 1 milligram per kilogram (mg/Kg) for solids or one milligram per liter (mg/L) for aqueous samples.
- ppb (ug/L) Parts per billion: equivalent to 1 microgram per kilogram (ug/Kg) for solids or one microgram per liter (ug/L) for aqueous samples.
- < Less than: In conjunction with a numerical value, indicates a concentration less than RL / MDL.
- > Greater than: In conjunction with a numerical value, indicates a concentration greater than RL / MDL.

Data Qualifiers (EPA CLP Convention)

J	Estimated value \geq MDL but < RL.	E	Metals: Estimated value due to presence of interference
B	Analyte was detected in the method blank	E	Organics: Concentration exceeds calibration range.
U	Analyte not detected above RL or MDL, when MDL reported.	E	Microbiology: estimated CFU count
N	Presumptive evidence of compound in library search	M	Metals: Duplicate precision for an element outside control limit
P1 or P	Column precision criteria not met, report lower value	N	Metals: Spike recovery for an element outside control limits
P2	Column precision criteria not met, report higher value	C	Result confirmed by reanalysis
W	Dissolved Oxygen uptake in the unseeded blank is greater than 0.20 mg/L.	Q	Defined in report or case narrative or data package
T	Temperature receipt exceedance, refer to Sample Comments/ Results Qualifiers section.	V	Analyte concentration >100% between columns; reporting limit elevated

Warranties, Terms, and Conditions

- Unless otherwise specified in the Parameter field, analyses (excluding "Field Parameters") were performed at the EQC Southampton facility (1205 Industrial Boulevard, Southampton, PA 18966). Pharmaceutical testing is performed the EQC facility in Horsham (702 Electronic Drive, Horsham, PA 19044).
- The test results meet all TNI or other applicable regulatory agency requirements, including holding times and preservation, unless otherwise indicated.
- The report shall not be reproduced, except in full, without the written consent of the laboratory.
- All samples are collected as "grab" samples unless otherwise identified.
- The reported results relate only to the sample as tested. EQC is not responsible for sample integrity unless sampling has been performed by a member of our staff.
- EQC is not responsible for sampling and/or testing omissions. Note that regulatory authorities may assess substantial fines for testing omissions. Please track your sample collection schedules and results on a regular basis (e.g. weekly, monthly, or quarterly) to ensure compliance. EQC's internet program "LIVE ACCESS" will provide you with real-time access to collection dates and testing results. Please contact Customer Service for further information.
- The following personnel or their deputies have approved the results of the tests performed by EQC: Nicki Smith (Environmental Chemistry), Amanda Berd (Pharmaceutical), Sue Abbott (EQC Delaware).

EOC Accreditations

Southampton	EPA ID: PA00018	Eurofins, Lancaster: Lab IDs: PA 36-00037
	NELAP IDs: PA 09-00131; NJ PA166; NY 11223	NJ: PA011
	State IDs: CT PH-0768; DE PA-018; MD 206	NY: 10670
	FDA Reg #: 2515238	MD: 100
Delaware	State IDs: DE 00011; MD 138	Reading State ID: PA 06-03543
Wind Gap	State IDs: PA 48-01334; NJ PA001	Vineland State ID: NJ 06005
East Rutherford	State ID: NJ 02015	

CHERYL GRIFFIN
 MARYLAND ENVIRONMENTAL SERVICE B
 259 NAJOLLES ROAD
 RE: BTR HAMPSTEAD WWTP
 MILLERSVILLE, MD 21108

Order Number: L6640291
 Project Name: BTR HAMPSTEAD WWTP
 Receive Date: 02-07-2017
 Client Code: MES_A
 Project Location: BTR HAMPSTEAD WWTP

Account No: AL0341, MARYLAND ENVIRONMENTAL SERVICE A
Project No: AL0341 BTR WWTP, BTR HAMPSTEAD WWTP

P.O. No:
Inv. No: MES_AL0341
PWSID No:

Sample ID	Sample Description	Samp. Date/Time/Temp	Sampled by
L6640291-1	BTR 001 GRAB	02/07/17 09:11am NA C	Customer
	Received Date/Time/Temp 02/07/17 04:30pm 3.1 C	Iced (Y/N): Y	

Parameter	Result	Qual	Units	Method	DF	RL	Test Date, Time, Analyst
-----------	--------	------	-------	--------	----	----	--------------------------

GENERAL CHEMISTRY (EUROFINS LANCASTER)

Hexane Ext. Material-HEM (oil+grease)	ND		mg/l	EPA 1664B	1	5.00	02/12/17 11:19PM NH
--	----	--	------	-----------	---	------	---------------------

GENERAL CHEMISTRY

Total Suspended Solids (Delaware)	ND		mg/l	SM 2540D	1	5.00	02/10/17 07:54AM MS3
Biochemical Oxygen Demand, 5 Day (Del.)	4.00		mg/l	SM 5210B	1.5	2.00	02/08/17 11:15AM SKJ

GAS CHROMATOGRAPHY MASS SPECTROMETRY; VOLATILES (EUROFINS LANCASTER)

1,1,1-Trichloroethane	ND		ug/l	EPA 624	1	1	02/14/17 02:35AM JSH
Tetrachloroethene	ND		ug/l	EPA 624	1	1	02/14/17 02:35AM JSH
Trichloroethene	ND		ug/l	EPA 624	1	1	02/14/17 02:35AM JSH

Sample ID	Sample Description	Samp. Date/Time/Temp	Sampled by
L6640291-2	BTR 001 COMP	02/07/17 09:11am NA C	Customer
	Received Date/Time/Temp 02/07/17 04:30pm 3.1 C	Iced (Y/N): Y	

Parameter	Result	Qual	Units	Method	DF	RL	Test Date, Time, Analyst
-----------	--------	------	-------	--------	----	----	--------------------------

GENERAL CHEMISTRY

Nitrate/nitrite, total as N (Delaware)	4.20		mg/l	EPA 300.0	25	1.25	02/09/17 06:55PM SLD
Kjeldahl nitrogen, as N (Delaware)	ND		mg/l	EPA 351.2	1	0.200	02/15/17 01:48PM ALW
Phosphorus total as P (Delaware)	ND		mg/l	EPA 365.4	1	0.0500	02/15/17 01:48PM ALW
Ammonia, as N (Delaware)	ND		mg/l	SM 4500NH3-G	1	0.200	02/09/17 11:23AM ALW

PIN: 17237

Serial Number: 6165367

Account No:AL0341, MARYLAND ENVIRONMENTAL SERVICE A
Project No: AL0341 BTR WWTP, BTR HAMPSTEAD WWTP

P.O. No:

Inv. No: MES_AL0341
PWSID No:

Sample Comments | Result Qualifiers:

L6640291-1 :

Q: For BOD method SM5210B, the nutrient blank dissolved oxygen depletion was 0.46 mg/l, above the method criteria of <0.20 mg/l.



CHERYL GRIFFIN
MARYLAND ENVIRONMENTAL SERVICE B
259 NAJOLLES ROAD
RE: BTR HAMPSTEAD WWTP
MILLERSVILLE, MD 21108

Order Number: L6676781
Project Name: BTR HAMPSTEAD WWTP
Receive Date: 02-07-2017
Client Code: MES_A
Project Location: BTR HAMPSTEAD WWTP

Account No:AL0341, MARYLAND ENVIRONMENTAL SERVICE A
Project No: AL0341 BTR WWTP, BTR HAMPSTEAD WWTP

P.O. No: **Inv. No:** MES_AL0341
PWSID No:

Sample ID **Sample Description** **Samp. Date/Time/Temp** **Sampled by**
L6676781-1 BTR 101 02/07/17 09:08am NA C Customer
 Received Date/Time 02/07/17 02:37pm

Parameter	Result	Qual	Units	Method	DF	RL	Test Date, Time, Analyst
-----------	--------	------	-------	--------	----	----	--------------------------

ENVIRONMENTAL MICROBIOLOGY

E. Coli, MPN Cel(Delaware)	<1.0		MPN/100ml	SM 9223B			02/07/17 02:37PM SUB
----------------------------	------	--	-----------	----------	--	--	----------------------

Sample Comments | Result Qualifiers:

L6676781-1 :
E. coli was analyzed by Chesapeake Environmental Lab, Inc in Stevensville, MD.



DEFINITIONS

Eurofins OC, Inc. (EOC)

The following terms or abbreviations are used in this report:

MPN	Most probable number	PL	Customer-specific limit
CFU	Colony forming unit	DF	Dilution Factor (For Microbiology, DF = volume of sample tested)
POS	Positive / Present	QUAL	Qualifier (Q)
NEG	Negative / Absent	NTU	Nephelometric turbidity units
PRES	Presumptive	RL	Laboratory reporting limit or Limit of Quantitation (LOQ)
MF	Membrane Filtration	MCL	EPA recommended "Maximum Contaminant Level"
TNTC	Too numerous to count	MDL	Method Detection Limit
DRY	The result was reported on a dry weight basis.	ND	Analyte concentration not detected greater than the RL / MDL

TIC	Tentatively Identified Compounds (Library Search Compounds); concentrations are estimated values only.
ppm (mg/l)	Parts per million: equivalent to 1 milligram per kilogram (mg/Kg) for solids or one milligram per liter (mg/L) for aqueous samples.
ppb (ug/L)	Parts per billion: equivalent to 1 microgram per kilogram (ug/Kg) for solids or one microgram per liter (ug/L) for aqueous samples.
<	Less than: In conjunction with a numerical value, indicates a concentration less than RL / MDL.
>	Greater than: In conjunction with a numerical value, indicates a concentration greater than RL / MDL.

Data Qualifiers (EPA CLP Convention)

J	Estimated value \geq MDL but $<$ RL.	E	Metals: Estimated value due to presence of interference
B	Analyte was detected in the method blank	E	Organics: Concentration exceeds calibration range.
U	Analyte not detected above RL or MDL, when MDL reported.	E	Microbiology: estimated CFU count
N	Presumptive evidence of compound in library search	M	Metals: Duplicate precision for an element outside control limit
P1 or P	Column precision criteria not met, report lower value	N	Metals: Spike recovery for an element outside control limits
P2	Column precision criteria not met, report higher value	C	Result confirmed by reanalysis
W	Dissolved Oxygen uptake in the unseeded blank is greater than 0.20 mg/L.	Q	Defined in report or case narrative or data package
T	Temperature receipt exceedance, refer to Sample Comments/ Results Qualifiers section.	V	Analyte concentration $>100\%$ between columns; reporting limit elevated

Warranties, Terms, and Conditions

- Unless otherwise specified in the Parameter field, analyses (excluding "Field Parameters") were performed at the EQC Southampton facility (1205 Industrial Boulevard, Southampton, PA 18966). Pharmaceutical testing is performed the EQC facility in Horsham (702 Electronic Drive, Horsham, PA 19044).
- The test results meet all TNI or other applicable regulatory agency requirements, including holding times and preservation, unless otherwise indicated.
- The report shall not be reproduced, except in full, without the written consent of the laboratory.
- All samples are collected as "grab" samples unless otherwise identified.
- The reported results relate only to the sample as tested. EQC is not responsible for sample integrity unless sampling has been performed by a member of our staff.
- EQC is not responsible for sampling and/or testing omissions. Note that regulatory authorities may assess substantial fines for testing omissions. Please track your sample collection schedules and results on a regular basis (e.g. weekly, monthly, or quarterly) to ensure compliance. EQC's internet program "LIVE ACCESS" will provide you with real-time access to collection dates and testing results. Please contact Customer Service for further information.
- The following personnel or their deputies have approved the results of the tests performed by EQC: Nicki Smith (Environmental Chemistry), Amanda Berd (Pharmaceutical), Sue Abbott (EQC Delaware).

EOC Accreditations

Southampton	EPA ID: PA00018	Eurofins, Lancaster: Lab IDs: PA 36-00037
	NELAP IDs: PA 09-00131; NJ PA166; NY 11223	NJ: PA011
	State IDs: CT PH-0768; DE PA-018; MD 206	NY: 10670
	FDA Reg #: 2515238	MD: 100
Delaware	State IDs: DE 00011; MD 138	Reading State ID: PA 06-03543
Wind Gap	State IDs: PA 48-01334; NJ PA001	Vineland State ID: NJ 06005
East Rutherford	State ID: NJ 02015	

DEFINITIONS

Eurofins OC, Inc. (EOC)

The following terms or abbreviations are used in this report:

MPN	Most probable number	PL	Customer-specific limit
CFU	Colony forming unit	DF	Dilution Factor (For Microbiology, DF = volume of sample tested)
POS	Positive / Present	QUAL	Qualifier (Q)
NEG	Negative / Absent	NTU	Nephelometric turbidity units
PRES	Presumptive	RL	Laboratory reporting limit or Limit of Quantitation (LOQ)
MF	Membrane Filtration	MCL	EPA recommended "Maximum Contaminant Level"
TNTC	Too numerous to count	MDL	Method Detection Limit
DRY	The result was reported on a dry weight basis.	ND	Analyte concentration not detected greater than the RL / MDL

TIC	Tentatively Identified Compounds (Library Search Compounds); concentrations are estimated values only.
ppm (mg/l)	Parts per million: equivalent to 1 milligram per kilogram (mg/Kg) for solids or one milligram per liter (mg/L) for aqueous samples.
ppb (ug/L)	Parts per billion: equivalent to 1 microgram per kilogram (ug/Kg) for solids or one microgram per liter (ug/L) for aqueous samples.
<	Less than: In conjunction with a numerical value, indicates a concentration less than RL / MDL.
>	Greater than: In conjunction with a numerical value, indicates a concentration greater than RL / MDL.

Data Qualifiers (EPA CLP Convention)

J	Estimated value \geq MDL but $<$ RL.	E	Metals: Estimated value due to presence of interference
B	Analyte was detected in the method blank	E	Organics: Concentration exceeds calibration range.
U	Analyte not detected above RL or MDL, when MDL reported.	E	Microbiology: estimated CFU count
N	Presumptive evidence of compound in library search	M	Metals: Duplicate precision for an element outside control limit
P1 or P	Column precision criteria not met, report lower value	N	Metals: Spike recovery for an element outside control limits
P2	Column precision criteria not met, report higher value	C	Result confirmed by reanalysis
W	Dissolved Oxygen uptake in the unseeded blank is greater than 0.20 mg/L.	Q	Defined in report or case narrative or data package
T	Temperature receipt exceedance, refer to Sample Comments/ Results Qualifiers section.	V	Analyte concentration $>$ 100% between columns; reporting limit elevated

Warranties, Terms, and Conditions

- Unless otherwise specified in the Parameter field, analyses (excluding "Field Parameters") were performed at the EQC Southampton facility (1205 Industrial Boulevard, Southampton, PA 18966). Pharmaceutical testing is performed the EQC facility in Horsham (702 Electronic Drive, Horsham, PA 19044).
- The test results meet all TNI or other applicable regulatory agency requirements, including holding times and preservation, unless otherwise indicated.
- The report shall not be reproduced, except in full, without the written consent of the laboratory.
- All samples are collected as "grab" samples unless otherwise identified.
- The reported results relate only to the sample as tested. EQC is not responsible for sample integrity unless sampling has been performed by a member of our staff.
- EQC is not responsible for sampling and/or testing omissions. Note that regulatory authorities may assess substantial fines for testing omissions. Please track your sample collection schedules and results on a regular basis (e.g. weekly, monthly, or quarterly) to ensure compliance. EQC's internet program "LIVE ACCESS" will provide you with real-time access to collection dates and testing results. Please contact Customer Service for further information.
- The following personnel or their deputies have approved the results of the tests performed by EQC: Nicki Smith (Environmental Chemistry), Amanda Berd (Pharmaceutical), Sue Abbott (EQC Delaware).

EOC Accreditations

Southampton	EPA ID: PA00018	Eurofins, Lancaster: Lab IDs: PA 36-00037
	NELAP IDs: PA 09-00131; NJ PA166; NY 11223	NJ: PA011
	State IDs: CT PH-0768; DE PA-018; MD 206	NY: 10670
	FDA Reg #: 2515238	MD: 100
Delaware	State IDs: DE 00011; MD 138	Reading State ID: PA 06-03543
Wind Gap	State IDs: PA 48-01334; NJ PA001	Vineland State ID: NJ 06005
East Rutherford	State ID: NJ 02015	

DEFINITIONS

Eurofins OC, Inc. (EOC)

The following terms or abbreviations are used in this report:

MPN	Most probable number	PL	Customer-specific limit
CFU	Colony forming unit	DF	Dilution Factor (For Microbiology, DF = volume of sample tested)
POS	Positive / Present	QUAL	Qualifier (Q)
NEG	Negative / Absent	NTU	Nephelometric turbidity units
PRES	Presumptive	RL	Laboratory reporting limit or Limit of Quantitation (LOQ)
MF	Membrane Filtration	MCL	EPA recommended "Maximum Contaminant Level"
TNTC	Too numerous to count	MDL	Method Detection Limit
DRY	The result was reported on a dry weight basis.	ND	Analyte concentration not detected greater than the RL / MDL

TIC	Tentatively Identified Compounds (Library Search Compounds); concentrations are estimated values only.
ppm (mg/l)	Parts per million: equivalent to 1 milligram per kilogram (mg/Kg) for solids or one milligram per liter (mg/L) for aqueous samples.
ppb (ug/L)	Parts per billion: equivalent to 1 microgram per kilogram (ug/Kg) for solids or one microgram per liter (ug/L) for aqueous samples.
<	Less than: In conjunction with a numerical value, indicates a concentration less than RL / MDL.
>	Greater than: In conjunction with a numerical value, indicates a concentration greater than RL / MDL.

Data Qualifiers (EPA CLP Convention)

J	Estimated value \geq MDL but $<$ RL.	E	Metals: Estimated value due to presence of interference
B	Analyte was detected in the method blank	E	Organics: Concentration exceeds calibration range.
U	Analyte not detected above RL or MDL, when MDL reported.	E	Microbiology: estimated CFU count
N	Presumptive evidence of compound in library search	M	Metals: Duplicate precision for an element outside control limit
P1 or P	Column precision criteria not met, report lower value	N	Metals: Spike recovery for an element outside control limits
P2	Column precision criteria not met, report higher value	C	Result confirmed by reanalysis
W	Dissolved Oxygen uptake in the unseeded blank is greater than 0.20 mg/L.	Q	Defined in report or case narrative or data package
T	Temperature receipt exceedance, refer to Sample Comments/ Results Qualifiers section.	V	Analyte concentration $>$ 100% between columns; reporting limit elevated

Warranties, Terms, and Conditions

- Unless otherwise specified in the Parameter field, analyses (excluding "Field Parameters") were performed at the EQC Southampton facility (1205 Industrial Boulevard, Southampton, PA 18966). Pharmaceutical testing is performed the EQC facility in Horsham (702 Electronic Drive, Horsham, PA 19044).
- The test results meet all TNI or other applicable regulatory agency requirements, including holding times and preservation, unless otherwise indicated.
- The report shall not be reproduced, except in full, without the written consent of the laboratory.
- All samples are collected as "grab" samples unless otherwise identified.
- The reported results relate only to the sample as tested. EQC is not responsible for sample integrity unless sampling has been performed by a member of our staff.
- EQC is not responsible for sampling and/or testing omissions. Note that regulatory authorities may assess substantial fines for testing omissions. Please track your sample collection schedules and results on a regular basis (e.g. weekly, monthly, or quarterly) to ensure compliance. EQC's internet program "LIVE ACCESS" will provide you with real-time access to collection dates and testing results. Please contact Customer Service for further information.
- The following personnel or their deputies have approved the results of the tests performed by EQC: Nicki Smith (Environmental Chemistry), Amanda Berd (Pharmaceutical), Sue Abbott (EQC Delaware).

EOC Accreditations

Southampton	EPA ID: PA00018	Eurofins, Lancaster: Lab IDs: PA 36-00037
	NELAP IDs: PA 09-00131; NJ PA166; NY 11223	NJ: PA011
	State IDs: CT PH-0768; DE PA-018; MD 206	NY: 10670
	FDA Reg #: 2515238	MD: 100
Delaware	State IDs: DE 00011; MD 138	Reading State ID: PA 06-03543
Wind Gap	State IDs: PA 48-01334; NJ PA001	Vineland State ID: NJ 06005
East Rutherford	State ID: NJ 02015	

CHERYL GRIFFIN
MARYLAND ENVIRONMENTAL SERVICE B
259 NAJOLAS ROAD
RE: BTR HAMPSTEAD WWTP
MILLERSVILLE, MD 21108

Order Number: L6713695
Project Name: BTR HAMPSTEAD WWTP
Receive Date: 02-28-2017
Client Code: MES_A
Project Location: BTR HAMPSTEAD WWTP

Account No:AL0341, MARYLAND ENVIRONMENTAL SERVICE A
Project No: AL0341 BTR WWTP, BTR HAMPSTEAD WWTP

P.O. No: Inv. No: MES_AL0341
 PWSID No:

Sample ID Sample Description Samp. Date/Time/Temp Sampled by
L6713695-1 BTR 101 02/28/17 09:14am NA C Customer
 Received Date/Time 02/28/17 01:25pm

Parameter	Result	Qual	Units	Method	DF	RL	Test Date, Time, Analyst
-----------	--------	------	-------	--------	----	----	--------------------------

ENVIRONMENTAL MICROBIOLOGY

E. Coli, MPN Cel(Delaware)	<1.0		MPN/100ml	SM 9223B			02/28/17 02:18PM SUB
----------------------------	------	--	-----------	----------	--	--	----------------------

Sample Comments | Result Qualifiers:

L6713695-1 :
E. coli was analyzed by Chesapeake Environmental Lab, Inc in Stevensville, MD.



DEFINITIONS

Eurofins OC, Inc. (EOC)

The following terms or abbreviations are used in this report:

MPN	Most probable number	PL	Customer-specific limit
CFU	Colony forming unit	DF	Dilution Factor (For Microbiology, DF = volume of sample tested)
POS	Positive / Present	QUAL	Qualifier (Q)
NEG	Negative / Absent	NTU	Nephelometric turbidity units
PRES	Presumptive	RL	Laboratory reporting limit or Limit of Quantitation (LOQ)
MF	Membrane Filtration	MCL	EPA recommended "Maximum Contaminant Level"
TNTC	Too numerous to count	MDL	Method Detection Limit
DRY	The result was reported on a dry weight basis.	ND	Analyte concentration not detected greater than the RL / MDL

TIC	Tentatively Identified Compounds (Library Search Compounds); concentrations are estimated values only.
ppm (mg/l)	Parts per million: equivalent to 1 milligram per kilogram (mg/Kg) for solids or one milligram per liter (mg/L) for aqueous samples.
ppb (ug/L)	Parts per billion: equivalent to 1 microgram per kilogram (ug/Kg) for solids or one microgram per liter (ug/L) for aqueous samples.
<	Less than: In conjunction with a numerical value, indicates a concentration less than RL / MDL.
>	Greater than: In conjunction with a numerical value, indicates a concentration greater than RL / MDL.

Data Qualifiers (EPA CLP Convention)

J	Estimated value \geq MDL but $<$ RL.	E	Metals: Estimated value due to presence of interference
B	Analyte was detected in the method blank	E	Organics: Concentration exceeds calibration range.
U	Analyte not detected above RL or MDL, when MDL reported.	E	Microbiology: estimated CFU count
N	Presumptive evidence of compound in library search	M	Metals: Duplicate precision for an element outside control limit
P1 or P	Column precision criteria not met, report lower value	N	Metals: Spike recovery for an element outside control limits
P2	Column precision criteria not met, report higher value	C	Result confirmed by reanalysis
W	Dissolved Oxygen uptake in the unseeded blank is greater than 0.20 mg/L.	Q	Defined in report or case narrative or data package
T	Temperature receipt exceedance, refer to Sample Comments/ Results Qualifiers section.	V	Analyte concentration $>$ 100% between columns; reporting limit elevated

Warranties, Terms, and Conditions

- Unless otherwise specified in the Parameter field, analyses (excluding "Field Parameters") were performed at the EQC Southampton facility (1205 Industrial Boulevard, Southampton, PA 18966). Pharmaceutical testing is performed the EQC facility in Horsham (702 Electronic Drive, Horsham, PA 19044).
- The test results meet all TNI or other applicable regulatory agency requirements, including holding times and preservation, unless otherwise indicated.
- The report shall not be reproduced, except in full, without the written consent of the laboratory.
- All samples are collected as "grab" samples unless otherwise identified.
- The reported results relate only to the sample as tested. EQC is not responsible for sample integrity unless sampling has been performed by a member of our staff.
- EQC is not responsible for sampling and/or testing omissions. Note that regulatory authorities may assess substantial fines for testing omissions. Please track your sample collection schedules and results on a regular basis (e.g. weekly, monthly, or quarterly) to ensure compliance. EQC's internet program "LIVE ACCESS" will provide you with real-time access to collection dates and testing results. Please contact Customer Service for further information.
- The following personnel or their deputies have approved the results of the tests performed by EQC: Nicki Smith (Environmental Chemistry), Amanda Berd (Pharmaceutical), Sue Abbott (EQC Delaware).


EOC Accreditations

Southampton	EPA ID: PA00018	Eurofins, Lancaster: Lab IDs: PA 36-00037
	NELAP IDs: PA 09-00131; NJ PA166; NY 11223	NJ: PA011
	State IDs: CT PH-0768; DE PA-018; MD 206	NY: 10670
	FDA Reg #: 2515238	MD: 100
Delaware	State IDs: DE 00011; MD 138	Reading State ID: PA 06-03543
Wind Gap	State IDs: PA 48-01334; NJ PA001	Vineland State ID: NJ 06005
East Rutherford	State ID: NJ 02015	

Serialized: 03/27/2017 04:16pm DE36

CHERYL GRIFFIN
MARYLAND ENVIRONMENTAL SERVICE B
259 NAJILES ROAD
RE: BTR HAMPSTEAD WWTP
MILLERSVILLE, MD 21108

Order Number: L6681263
Project Name: BTR HAMPSTEAD WWTP
Receive Date: 03-07-2017
Client Code: MES_A
Project Location: BTR HAMPSTEAD WWTP

PROJECT ID:**AL0341 BTR WWTP****LABORATORY REPORT NUMBER:****L6681263**

Authorized by: Raphael C. Fratti, Laboratory Director

QCL Accreditations: Southampton Div: EPA ID PA00018; NELAP ID's: PA 09-00131, NJ PA166, NY 11223
State ID's: CT PH-0768, DE PA-018, MD 206, SC 89021001; FDA Reg. # : 2515238
Delaware Division: State ID's: DE 00011, MD 138
Vineland Division: State ID: NJ 06005; Reading Div: State ID: PA 06-03543
Wind Gap Division: State ID's: PA 48-01334, NJ PA001
E. Rutherford Division: State ID: NJ 02015

CHERYL GRIFFIN
 MARYLAND ENVIRONMENTAL SERVICE B
 259 NAJOLES ROAD
 RE: BTR HAMPSTEAD WWTP
 MILLERSVILLE, MD 21108

Order Number: L6681263
 Project Name: BTR HAMPSTEAD WWTP
 Receive Date: 03-07-2017
 Client Code: MES_A
 Project Location: BTR HAMPSTEAD WWTP

Account No: AL0341, MARYLAND ENVIRONMENTAL SERVICE A
Project No: AL0341 BTR WWTP, BTR HAMPSTEAD WWTP

P.O. No: **Inv. No:** MES_AL0341
PWSID No:

Sample ID L6681263-1 **Sample Description** BTR 001 GRAB **Samp. Date/Time/Temp** 03/07/17 04:30pm 3.6 C **Sampled by** NA C Customer
Received Date/Time/Temp 03/07/17 04:30pm 3.6 C **Iced (Y/N):** Y

Parameter	Result	Qual	Units	Method	DF	RL	Test Date, Time, Analyst
-----------	--------	------	-------	--------	----	----	--------------------------

GENERAL CHEMISTRY (EUROFINS LANCASTER)

Hexane Ext. Material-HEM (oil+grease)	ND		mg/l	EPA 1664B	1	5.00	03/12/17 11:13PM NH
---------------------------------------	----	--	------	-----------	---	------	---------------------

GENERAL CHEMISTRY

Total Suspended Solids (Delaware)	ND		mg/l	SM 2540D	1	4.00	03/09/17 01:32PM MS3
Biochemical Oxygen Demand, 5 Day (Del.)	2.00	Q	mg/l	SM 5210B	1.5	2.00	03/08/17 08:20AM SKJ

GAS CHROMATOGRAPHY MASS SPECTROMETRY; VOLATILES (EUROFINS LANCASTER)

1,1,1-Trichloroethane	ND		ug/l	EPA 624	1	1	03/10/17 06:09AM HY
Tetrachloroethene	ND		ug/l	EPA 624	1	1	03/10/17 06:09AM HY
Trichloroethene	ND		ug/l	EPA 624	1	1	03/10/17 06:09AM HY

Sample ID L6681263-2 **Sample Description** BTR 001 COMP **Samp. Date/Time/Temp** 03/07/17 08:50am NA C **Sampled by** Customer
Received Date/Time/Temp 03/07/17 04:30pm 3.6 C **Iced (Y/N):** Y

Parameter	Result	Qual	Units	Method	DF	RL	Test Date, Time, Analyst
-----------	--------	------	-------	--------	----	----	--------------------------

GENERAL CHEMISTRY

Nitrate/nitrite, total as N (Delaware)	3.04		mg/l	EPA 300.0	25	1.25	03/08/17 04:18PM SLD
Kjeldahl nitrogen, as N (Delaware)	0.461		mg/l	EPA 351.2	1	0.200	03/10/17 12:54PM ALW
Phosphorus total as P (Delaware)	ND		mg/l	EPA 365.4	1	0.0500	03/10/17 12:54PM ALW
Ammonia, as N (Delaware)	ND		mg/l	SM 4500NH3-G	1	0.200	03/09/17 01:04PM ALW

PIN: 17237

Serial Number: 6212642

Serialized: 03/29/2017 12:28pm DE36

CHERYL GRIFFIN
MARYLAND ENVIRONMENTAL SERVICE B
259 NAJOLAS ROAD
RE: BTR HAMPSTEAD WWTP
MILLERSVILLE, MD 21108

Order Number: L6732930
Project Name: BTR HAMPSTEAD WWTP
Receive Date: 03-07-2017
Client Code: MES_A
Project Location: BTR HAMPSTEAD WWTP

PROJECT ID:**AL0341 BTR WWTP****LABORATORY REPORT NUMBER:****L6732930**A handwritten signature in black ink that reads "Raphael C. Fratti".

Authorized by: Raphael C. Fratti, Laboratory Director

QCL Accreditations: Southampton Div: EPA ID PA00018; NELAP ID's: PA 09-00131, NJ PA166, NY 11223
State ID's: CT PH-0768, DE PA-018, MD 206, SC 89021001; FDA Reg. #: 2515238
Delaware Division: State ID's: DE 00011, MD 138
Vineland Division: State ID: NJ 06005; Reading Div: State ID: PA 06-03543
Wind Gap Division: State ID's: PA 48-01334, NJ PA001
E. Rutherford Division: State ID: NJ 02015

CHERYL GRIFFIN
 MARYLAND ENVIRONMENTAL SERVICE B
 259 NAJOLAS ROAD
 RE: BTR HAMPSTEAD WWTP
 MILLERSVILLE, MD 21108

Order Number: L6732930
 Project Name: BTR HAMPSTEAD WWTP
 Receive Date: 03-07-2017
 Client Code: MES_A
 Project Location: BTR HAMPSTEAD WWTP

Account No:AL0341, MARYLAND ENVIRONMENTAL SERVICE A
Project No: AL0341 BTR WWTP, BTR HAMPSTEAD WWTP

P.O. No: **Inv. No:** MES_AL0341
PWSID No:

Sample ID L6732930-1 **Sample Description** BTR 101 **Samp. Date/Time/Temp** 03/07/17 09:06am NA C **Sampled by** Customer
Received Date/Time 03/07/17 02:14pm

Parameter	Result	Qual	Units	Method	DF	RL	Test Date, Time, Analyst
ENVIRONMENTAL MICROBIOLOGY							
E. Coli, MPN Cel(Delaware)	<1.0		MPN/100ml	SM 9223B			03/07/17 03:01PM SUB

Sample Comments | Result Qualifiers:


L6732930-1 :
 E. coli was analyzed by Chesapeake Environmental Lab, Inc in Stevensville, MD.



Serialized: 04/12/2017 12:13pm DE36

CHERYL GRIFFIN
MARYLAND ENVIRONMENTAL SERVICE B
259 NAJOLAS ROAD
RE: BTR HAMPSTEAD WWTP
MILLERSVILLE, MD 21108

Order Number: L6759009
Project Name: BTR HAMPSTEAD WWTP
Receive Date: 03-28-2017
Client Code: MES_A
Project Location: BTR HAMPSTEAD WWTP

PROJECT ID:**AL0341 BTR WWTP****LABORATORY REPORT NUMBER:****L6759009**A handwritten signature in black ink that reads "Raphael C. Fratti".


Authorized by: Raphael C. Fratti, Laboratory Director

QCL Accreditations: Southampton Div: EPA ID PA00018; NELAP ID's: PA 09-00131, NJ PA166, NY 11223
State ID's: CT PH-0768, DE PA-018, MD 206, SC 89021001; FDA Reg. #: 2515238
Delaware Division: State ID's: DE 00011, MD 138
Vineland Division: State ID: NJ 06005; Reading Div: State ID: PA 06-03543
Wind Gap Division: State ID's: PA 48-01334, NJ PA001
E. Rutherford Division: State ID: NJ 02015

Serialized: 03/29/2017 12:32pm DE36

CHERYL GRIFFIN
MARYLAND ENVIRONMENTAL SERVICE B
259 NAJOLES ROAD
RE: BTR HAMPSTEAD WWTP
MILLERSVILLE, MD 21108

Order Number: L6732931
Project Name: BTR HAMPSTEAD WWTP
Receive Date: 03-07-2017
Client Code: MES_A
Project Location: BTR HAMPSTEAD WWTP

PROJECT ID:**AL0341 BTR WWTP****LABORATORY REPORT NUMBER:****L6732931**

Authorized by: Raphael C. Fratti, Laboratory Director

QCL Accreditations: Southampton Div: EPA ID PA00018; NELAP ID's: PA 09-00131, NJ PA166, NY 11223
State ID's: CT PH-0768, DE PA-018, MD 206, SC 89021001, FDA Reg. # - 2515238
Delaware Division: State ID's: DE 00011, MD 138
Vineland Division: State ID: NJ 06005; Reading Div: State ID: PA 06-03543
Wind Gap Division: State ID's: PA 48-01334, NJ PA001
E. Rutherford Division: State ID: NJ 02015

CHERYL GRIFFIN
MARYLAND ENVIRONMENTAL SERVICE B
259 NAJOLES ROAD
RE: BTR HAMPSTEAD WWTP
MILLERSVILLE, MD 21108

Order Number: L6732931
Project Name: BTR HAMPSTEAD WWTP
Receive Date: 03-07-2017
Client Code: MES_A
Project Location: BTR HAMPSTEAD WWTP

Account No:AL0341, MARYLAND ENVIRONMENTAL SERVICE A
Project No: AL0341 BTR WWTP, BTR HAMPSTEAD WWTP

P.O. No: Inv. No: MES_AL0341
 PWSID No:

Sample ID Sample Description Samp. Date/Time/Temp Sampled by
L6732931-1 BTR 001 03/07/17 09:05am NA C Customer
 Received Date/Time 03/07/17 02:14pm

Parameter	Result	Qual	Units	Method	DF	RL	Test Date, Time, Analyst
ENVIRONMENTAL MICROBIOLOGY							
E. Coli, MPN Cel(Delaware)	2.0		MPN/100ml	SM 9223B			03/07/17 03:03PM SUB

Sample Comments | Result Qualifiers:

L6732931-1 :
E. coli was analyzed by Chesapeake Environmental Lab, Inc in Stevensville, MD.



Serialized: 03/29/2017 12:31pm DE36

CHERYL GRIFFIN
MARYLAND ENVIRONMENTAL SERVICE B
259 NAJOLES ROAD
RE: BTR HAMPSTEAD WWTP
MILLERSVILLE, MD 21108

Order Number: L6732947
Project Name: BTR HAMPSTEAD WWTP
Receive Date: 03-16-2017
Client Code: MES_A
Project Location: BTR HAMPSTEAD WWTP

PROJECT ID:**AL0341 BTR WWTP****LABORATORY REPORT NUMBER:****L6732947**

Authorized by: Raphael C. Fratti, Laboratory Director

QCL Accreditations: Southampton Div: EPA ID PA00018; NELAP ID's: PA 09-00131, NJ PA166, NY 11223
State ID's: CT PH-0768, DE PA-018, MD 206, SC 89021001; FDA Reg. #: 2515238
Delaware Division: State ID's: DE 00011, MD 138
Vineland Division: State ID: NJ 06005; Reading Div: State ID: PA 06-03543
Wind Gap Division: State ID's: PA 48-01334, NJ PA001
E. Rutherford Division: State ID: NJ 02015

CHERYL GRIFFIN
MARYLAND ENVIRONMENTAL SERVICE B
259 NAJOLAS ROAD
RE: BTR HAMPSTEAD WWTP
MILLERSVILLE, MD 21108

Order Number: L6732947
Project Name: BTR HAMPSTEAD WWTP
Receive Date: 03-16-2017
Client Code: MES_A
Project Location: BTR HAMPSTEAD WWTP

Account No:AL0341, MARYLAND ENVIRONMENTAL SERVICE A
Project No: AL0341 BTR WWTP, BTR HAMPSTEAD WWTP

P.O. No: Inv. No: MES_AL0341
 PWSID No:

Sample ID Sample Description Samp. Date/Time/Temp Sampled by
L6732947-1 BTR 101 03/16/17 09:06am NA C Customer
 Received Date/Time 03/16/17 01:00pm

Parameter	Result	Qual	Units	Method	DF	RL	Test Date, Time, Analyst
-----------	--------	------	-------	--------	----	----	--------------------------

ENVIRONMENTAL MICROBIOLOGY

E. Coli, MPN Cel(Delaware)	<1.0		MPN/100ml	SM 9223B			03/16/17 02:45PM SUB
----------------------------	------	--	-----------	----------	--	--	-------------------------

Sample Comments | Result Qualifiers:

L6732947-1 :
E. coli was analyzed by Chesapeake Environmental Lab, Inc in Stevensville, MD.



Serialized: 03/29/2017 12:27pm DE36

CHERYL GRIFFIN
MARYLAND ENVIRONMENTAL SERVICE B
259 NAJILES ROAD
RE: BTR HAMPSTEAD WWTP
MILLERSVILLE, MD 21108

Order Number: L6732963
Project Name: BTR HAMPSTEAD WWTP
Receive Date: 03-21-2017
Client Code: MES_A
Project Location: BTR HAMPSTEAD WWTP

PROJECT ID:**AL0341 BTR WWTP****LABORATORY REPORT NUMBER:****L6732963**A handwritten signature in black ink that reads "Raphael C. Fratti".

Authorized by: Raphael C. Fratti, Laboratory Director

QCL Accreditations: Southampton Div: EPA ID PA00018; NELAP ID's: PA 09-00131, NJ PA166, NY 11223
State ID's: CT PH-0768, DE PA-018, MD 206, SC 89021001; FDA Reg. #: 2515238
Delaware Division: State ID's: DE 00011, MD 138
Vineland Division: State ID: NJ 06005; Reading Div: State ID: PA 06-03543
Wind Gap Division: State ID's: PA 48-01334, NJ PA001
E. Rutherford Division: State ID: NJ 02015

CHERYL GRIFFIN
 MARYLAND ENVIRONMENTAL SERVICE B
 259 NAJOLAS ROAD
 RE: BTR HAMPSTEAD WWTP
 MILLERSVILLE, MD 21108

Order Number: L6732963
 Project Name: BTR HAMPSTEAD WWTP
 Receive Date: 03-21-2017
 Client Code: MES_A
 Project Location: BTR HAMPSTEAD WWTP

Account No: AL0341, MARYLAND ENVIRONMENTAL SERVICE A
Project No: AL0341 BTR WWTP, BTR HAMPSTEAD WWTP

P.O. No: **Inv. No:** MES_AL0341
PWSID No:

Sample ID L6732963-1 **Sample Description** BTR 101 **Samp. Date/Time/Temp** 03/21/17 09:10am NA C **Sampled by** Customer
Received Date/Time 03/21/17 01:28pm

Parameter	Result	Qual	Units	Method	DF	RL	Test Date, Time, Analyst
-----------	--------	------	-------	--------	----	----	--------------------------

ENVIRONMENTAL MICROBIOLOGY

E. Coli, MPN Cel(Delaware)	<1.0		MPN/100ml	SM 9223B			03/21/17 02:16PM SUB
----------------------------	------	--	-----------	----------	--	--	----------------------

Sample Comments | Result Qualifiers:

L6732963-1 :
 E. coli was analyzed by Chesapeake Environmental Lab, Inc in Stevensville, MD.



Serialized: 01/26/2017 09:05am DE36


CHERYL GRIFFIN
MARYLAND ENVIRONMENTAL SERVICE B
259 NAJILES ROAD
RE: BTR HAMPSTEAD WWTP
MILLERSVILLE, MD 21108

Order Number: L6642650
Project Name: BTR HAMPSTEAD WWTP
Receive Date: 01-18-2017
Client Code: MES_A
Project Location: BTR HAMPSTEAD WWTP

PROJECT ID:**AL0341 BTR WWTP****LABORATORY REPORT NUMBER:****L6642650**

REVISED REPORT NOTIFICATION

Documents associated with sample receipt and analysis were added.



Authorized by: Raphael C. Fratti, Laboratory Director

QCL Accreditations: Southampton Div: EPA ID PA00018; NELAP ID's: PA 09-00131, NJ PA166, NY 11223
State ID's: CT PH-0768, DE PA-018, MD 206, SC 89021001; FDA Reg. #: 2515238
Delaware Division: State ID's: DE 00011, MD 138
Vineland Division: State ID: NJ 06005; Reading Div: State ID: PA 06-03543
Wind Gap Division: State ID's: PA 48-01334, NJ PA001
E. Rutherford Division: State ID: NJ 02015

Eurofins QC, Inc.

Analytical Report

CHERYL GRIFFIN
 MARYLAND ENVIRONMENTAL SERVICE B
 259 NAJOLAS ROAD
 RE: BTR HAMPSTEAD WWTP
 MILLERSVILLE, MD 21108

Order Number: L6642650
 Project Name: BTR HAMPSTEAD WWTP
 Receive Date: 01-18-2017
 Client Code: MES_A
 Project Location: BTR HAMPSTEAD WWTP

Account No: AL0341, MARYLAND ENVIRONMENTAL SERVICE A
 Project No: AL0341 BTR WWTP, BTR HAMPSTEAD WWTP

P.O. No: Inv. No: MES_AL0341
 PWSID No:

Sample ID L6642650-1 Sample Description BTR 201
 Received Date/Time/Temp 01/18/17 04:30pm 3.5 C Iced (Y/N): Y
 Samp. Date/Time/Temp 01/18/17 09:58am NA C Sampled by Customer

Parameter	Result	Qual	Units	Method	DF	RL	Test Date, Time, Analyst
-----------	--------	------	-------	--------	----	----	--------------------------

GAS CHROMATOGRAPHY MASS SPECTROMETRY; VOLATILES (EUROFINS LANCASTER)

1,1,1-Trichloroethane	ND		ug/l	EPA 624	1	1	01/24/17 07:05AM HY
1,1,2,2-Tetrachloroethane	ND		ug/l	EPA 624	1	1	01/24/17 07:05AM HY
1,1,2-Trichloroethane	ND		ug/l	EPA 624	1	1	01/24/17 07:05AM HY
1,1-Dichloroethane	ND		ug/l	EPA 624	1	1	01/24/17 07:05AM HY
1,1-Dichloroethene	ND		ug/l	EPA 624	1	1	01/24/17 07:05AM HY
1,2-Dichlorobenzene	ND		ug/l	EPA 624	1	1	01/24/17 07:05AM HY
1,2-Dichloroethane	ND		ug/l	EPA 624	1	1	01/24/17 07:05AM HY
1,2-Dichloropropane	ND		ug/l	EPA 624	1	1	01/24/17 07:05AM HY
1,3-Dichlorobenzene	ND		ug/l	EPA 624	1	1	01/24/17 07:05AM HY
1,4-Dichlorobenzene	ND		ug/l	EPA 624	1	1	01/24/17 07:05AM HY
2-Chloroethyl vinyl ether	ND		ug/l	EPA 624	1	1	01/24/17 07:05AM HY
Benzene	ND		ug/l	EPA 624	1	1	01/24/17 07:05AM HY
Bromodichloromethane	ND		ug/l	EPA 624	1	1	01/24/17 07:05AM HY
Bromoform	ND		ug/l	EPA 624	1	1	01/24/17 07:05AM HY
Bromomethane	ND		ug/l	EPA 624	1	1	01/24/17 07:05AM HY
Carbon tetrachloride	ND		ug/l	EPA 624	1	1	01/24/17 07:05AM HY
Chlorobenzene	ND		ug/l	EPA 624	1	1	01/24/17 07:05AM HY
Chloroethane	ND		ug/l	EPA 624	1	1	01/24/17 07:05AM HY
Chloroform	ND		ug/l	EPA 624	1	1	01/24/17 07:05AM HY
Chloromethane	ND		ug/l	EPA 624	1	1	01/24/17 07:05AM HY
cis-1,3-Dichloropropene	ND		ug/l	EPA 624	1	1	01/24/17 07:05AM HY
Dibromochloromethane	ND		ug/l	EPA 624	1	1	01/24/17 07:05AM HY
Ethylbenzene	ND		ug/l	EPA 624	1	1	01/24/17 07:05AM HY
Methylene chloride	ND		ug/l	EPA 624	1	1	01/24/17 07:05AM HY
Tetrachloroethene	ND		ug/l	EPA 624	1	1	01/24/17 07:05AM HY
Toluene	ND		ug/l	EPA 624	1	1	01/24/17 07:05AM HY
trans-1,2-Dichloroethene	ND		ug/l	EPA 624	1	1	01/24/17 07:05AM HY
trans-1,3-Dichloropropene	ND		ug/l	EPA 624	1	1	01/24/17 07:05AM HY
Trichloroethene	ND		ug/l	EPA 624	1	1	01/24/17 07:05AM HY
Trichlorofluoromethane	ND		ug/l	EPA 624	1	1	01/24/17 07:05AM HY
Vinyl chloride	ND		ug/l	EPA 624	1	1	01/24/17 07:05AM HY

This report is a revision of report number 6113182
 Serial Number: 6114343

PIN: 17237

**APPENDIX D
GROUNDWATER ANALYTICAL DATA PACKAGE
(FEBRUARY 2017)**

TestAmerica

THE LEADER IN ENVIRONMENTAL TESTING

ANALYTICAL REPORT

TestAmerica Laboratories, Inc.

TestAmerica Chicago
2417 Bond Street
University Park, IL 60484
Tel: (708)534-5200

TestAmerica Job ID: 500-123471-1
Client Project/Site: Black and Decker

For:
Weston Solutions, Inc.
1400 Weston Way
PO BOX 2653
West Chester, Pennsylvania 19380

Attn: Greg Flasinski



Authorized for release by:
2/9/2017 2:29:15 PM

Richard Wright, Senior Project Manager
(708)534-5200
richard.wright@testamericainc.com

LINKS

Review your project results through
Total Access

Have a Question?

 **Ask The Expert**

Visit us at:
www.testamericainc.com

The test results in this report meet all 2003 NELAC and 2009 TNI requirements for accredited parameters. exceptions are noted in this report. This report may not be reproduced except in full, and with written approval from the laboratory. For questions please contact the Project Manager at the e-mail address or telephone number listed on this page.

This report has been electronically signed and authorized by the signatory. Electronic signature is intended to be the legally binding equivalent of a traditionally handwritten signature.

Results relate only to the items tested and the sample(s) as received by the laboratory.






Table of Contents

Cover Page	1
Table of Contents	2
Case Narrative	3
Detection Summary	4
Method Summary	7
Sample Summary	8
Client Sample Results	9
Definitions	61
QC Association	62
Surrogate Summary	63
QC Sample Results	65
Chronicle	80
Certification Summary	85
Chain of Custody	86
Receipt Checklists	89

Case Narrative

Client: Weston Solutions, Inc.
Project/Site: Black and Decker

TestAmerica Job ID: 500-123471-1

Job ID: 500-123471-1

Laboratory: TestAmerica Chicago

Narrative

Job Narrative
500-123471-1

Comments

No additional comments.

Receipt

The samples were received on 2/4/2017 9:50 AM; the samples arrived in good condition, properly preserved and, where required, on ice. The temperature of the cooler at receipt was 0.3° C.

GC/MS VOA

Method(s) 8260B: The laboratory control sample (LCS) for 371194 recovered outside control limits for the following analyte: Acetone. This analyte was biased high in the LCS and was not detected in the associated samples; therefore, the data has been reported.

No additional analytical or quality issues were noted, other than those described above or in the Definitions/Glossary page.

Detection Summary

Client: Weston Solutions, Inc.
Project/Site: Black and Decker

TestAmerica Job ID: 500-123471-1

Client Sample ID: RFW-1A

Lab Sample ID: 500-123471-1

No Detections.

Client Sample ID: RFW-1B

Lab Sample ID: 500-123471-2

No Detections.

Client Sample ID: RFW-2A

Lab Sample ID: 500-123471-3

No Detections.

Client Sample ID: RFW-2B

Lab Sample ID: 500-123471-4

No Detections.

Client Sample ID: RFW-3B

Lab Sample ID: 500-123471-5

Analyte	Result	Qualifier	RL	MDL	Unit	Dil Fac	D	Method	Prep Type
cis-1,2-Dichloroethene	0.98	J	1.0	0.41	ug/L	1		8260B	Total/NA

Client Sample ID: RFW-4A

Lab Sample ID: 500-123471-6

Analyte	Result	Qualifier	RL	MDL	Unit	Dil Fac	D	Method	Prep Type
Trichloroethene	20		0.50	0.16	ug/L	1		8260B	Total/NA
Tetrachloroethene	8.2		1.0	0.37	ug/L	1		8260B	Total/NA

Client Sample ID: RFW-4B

Lab Sample ID: 500-123471-7

Analyte	Result	Qualifier	RL	MDL	Unit	Dil Fac	D	Method	Prep Type
cis-1,2-Dichloroethene	2.8		1.0	0.41	ug/L	1		8260B	Total/NA
Chloroform	1.1	J	2.0	0.37	ug/L	1		8260B	Total/NA
Trichloroethene	43		0.50	0.16	ug/L	1		8260B	Total/NA
Tetrachloroethene	60		1.0	0.37	ug/L	1		8260B	Total/NA

Client Sample ID: RFW-4B DUP

Lab Sample ID: 500-123471-8

Analyte	Result	Qualifier	RL	MDL	Unit	Dil Fac	D	Method	Prep Type
cis-1,2-Dichloroethene	2.9		1.0	0.41	ug/L	1		8260B	Total/NA
Chloroform	1.2	J	2.0	0.37	ug/L	1		8260B	Total/NA
Trichloroethene	43		0.50	0.16	ug/L	1		8260B	Total/NA
Tetrachloroethene	60		1.0	0.37	ug/L	1		8260B	Total/NA

Client Sample ID: RFW-6

Lab Sample ID: 500-123471-9

Analyte	Result	Qualifier	RL	MDL	Unit	Dil Fac	D	Method	Prep Type
Tetrachloroethene	0.50	J	1.0	0.37	ug/L	1		8260B	Total/NA

Client Sample ID: Trip Blank

Lab Sample ID: 500-123471-10

No Detections.

Client Sample ID: RFW-7

Lab Sample ID: 500-123471-11

This Detection Summary does not include radiochemical test results.

TestAmerica Chicago

Detection Summary

Client: Weston Solutions, Inc.
Project/Site: Black and Decker

TestAmerica Job ID: 500-123471-1

Client Sample ID: RFW-7 (Continued)

Lab Sample ID: 500-123471-11

Analyte	Result	Qualifier	RL	MDL	Unit	Dil Fac	D	Method	Prep Type
Trichloroethene	0.46	J	0.50	0.16	ug/L	1		8260B	Total/NA

Client Sample ID: RFW-9

Lab Sample ID: 500-123471-12

Analyte	Result	Qualifier	RL	MDL	Unit	Dil Fac	D	Method	Prep Type
1,1-Dichloroethene	0.50	J	1.0	0.39	ug/L	1		8260B	Total/NA
cis-1,2-Dichloroethene	13		1.0	0.41	ug/L	1		8260B	Total/NA
Trichloroethene	7.8		0.50	0.16	ug/L	1		8260B	Total/NA
Tetrachloroethene	5.3		1.0	0.37	ug/L	1		8260B	Total/NA

Client Sample ID: RFW-11B

Lab Sample ID: 500-123471-13

Analyte	Result	Qualifier	RL	MDL	Unit	Dil Fac	D	Method	Prep Type
Trichloroethene	2.0		0.50	0.16	ug/L	1		8260B	Total/NA

Client Sample ID: RFW-12B

Lab Sample ID: 500-123471-14

Analyte	Result	Qualifier	RL	MDL	Unit	Dil Fac	D	Method	Prep Type
Trichloroethene	43		0.50	0.16	ug/L	1		8260B	Total/NA
Tetrachloroethene	3.0		1.0	0.37	ug/L	1		8260B	Total/NA

Client Sample ID: RFW-13

Lab Sample ID: 500-123471-15

Analyte	Result	Qualifier	RL	MDL	Unit	Dil Fac	D	Method	Prep Type
cis-1,2-Dichloroethene	0.90	J	1.0	0.41	ug/L	1		8260B	Total/NA
Trichloroethene	2.1		0.50	0.16	ug/L	1		8260B	Total/NA
Tetrachloroethene	14		1.0	0.37	ug/L	1		8260B	Total/NA

Client Sample ID: RFW-17

Lab Sample ID: 500-123471-16

Analyte	Result	Qualifier	RL	MDL	Unit	Dil Fac	D	Method	Prep Type
Benzene	1.4		0.50	0.15	ug/L	1		8260B	Total/NA

Client Sample ID: EW-2

Lab Sample ID: 500-123471-17

Analyte	Result	Qualifier	RL	MDL	Unit	Dil Fac	D	Method	Prep Type
cis-1,2-Dichloroethene	3.5		1.0	0.41	ug/L	1		8260B	Total/NA
Trichloroethene	95		0.50	0.16	ug/L	1		8260B	Total/NA
Tetrachloroethene	53		1.0	0.37	ug/L	1		8260B	Total/NA

Client Sample ID: EW-3

Lab Sample ID: 500-123471-18

Analyte	Result	Qualifier	RL	MDL	Unit	Dil Fac	D	Method	Prep Type
cis-1,2-Dichloroethene	1.6		1.0	0.41	ug/L	1		8260B	Total/NA
Trichloroethene	22		0.50	0.16	ug/L	1		8260B	Total/NA
Tetrachloroethene	1.1		1.0	0.37	ug/L	1		8260B	Total/NA

Client Sample ID: EW-4

Lab Sample ID: 500-123471-19

This Detection Summary does not include radiochemical test results.

TestAmerica Chicago

Detection Summary

Client: Weston Solutions, Inc.
Project/Site: Black and Decker

TestAmerica Job ID: 500-123471-1

Client Sample ID: EW-4 (Continued)

Lab Sample ID: 500-123471-19

Analyte	Result	Qualifier	RL	MDL	Unit	Dil Fac	D	Method	Prep Type
Tetrachloroethene	7.1		1.0	0.37	ug/L	1		8260B	Total/NA
Trichloroethene - DL	340		2.5	0.82	ug/L	5		8260B	Total/NA

Client Sample ID: EW-5

Lab Sample ID: 500-123471-20

Analyte	Result	Qualifier	RL	MDL	Unit	Dil Fac	D	Method	Prep Type
Trichloroethene	82		0.50	0.16	ug/L	1		8260B	Total/NA
Tetrachloroethene	2.5		1.0	0.37	ug/L	1		8260B	Total/NA

Client Sample ID: EW-6

Lab Sample ID: 500-123471-21

Analyte	Result	Qualifier	RL	MDL	Unit	Dil Fac	D	Method	Prep Type
Trichloroethene	4.5		0.50	0.16	ug/L	1		8260B	Total/NA
Tetrachloroethene	8.2		1.0	0.37	ug/L	1		8260B	Total/NA

Client Sample ID: EW-7

Lab Sample ID: 500-123471-22

Analyte	Result	Qualifier	RL	MDL	Unit	Dil Fac	D	Method	Prep Type
cis-1,2-Dichloroethene	4.9		1.0	0.41	ug/L	1		8260B	Total/NA
Trichloroethene	3.2		0.50	0.16	ug/L	1		8260B	Total/NA
Tetrachloroethene	8.3		1.0	0.37	ug/L	1		8260B	Total/NA

Client Sample ID: EW-8

Lab Sample ID: 500-123471-23

Analyte	Result	Qualifier	RL	MDL	Unit	Dil Fac	D	Method	Prep Type
1,1-Dichloroethane	1.0		1.0	0.41	ug/L	1		8260B	Total/NA
cis-1,2-Dichloroethene	27		1.0	0.41	ug/L	1		8260B	Total/NA
Trichloroethene	6.6		0.50	0.16	ug/L	1		8260B	Total/NA
Tetrachloroethene	64		1.0	0.37	ug/L	1		8260B	Total/NA

Client Sample ID: EW-9

Lab Sample ID: 500-123471-24

Analyte	Result	Qualifier	RL	MDL	Unit	Dil Fac	D	Method	Prep Type
Trichloroethene	0.42	J	0.50	0.16	ug/L	1		8260B	Total/NA
Tetrachloroethene	72		1.0	0.37	ug/L	1		8260B	Total/NA

Client Sample ID: EW-9 DUP

Lab Sample ID: 500-123471-25

Analyte	Result	Qualifier	RL	MDL	Unit	Dil Fac	D	Method	Prep Type
Trichloroethene	0.47	J	0.50	0.16	ug/L	1		8260B	Total/NA
Tetrachloroethene	75		1.0	0.37	ug/L	1		8260B	Total/NA

Client Sample ID: EW-10

Lab Sample ID: 500-123471-26

Analyte	Result	Qualifier	RL	MDL	Unit	Dil Fac	D	Method	Prep Type
Tetrachloroethene	1.9		1.0	0.37	ug/L	1		8260B	Total/NA

This Detection Summary does not include radiochemical test results.

TestAmerica Chicago

Method Summary

Client: Weston Solutions, Inc.
Project/Site: Black and Decker

TestAmerica Job ID: 500-123471-1

Method	Method Description	Protocol	Laboratory
8260B	VOC	SW846	TAL CHI

Protocol References:

SW846 = "Test Methods For Evaluating Solid Waste, Physical/Chemical Methods", Third Edition, November 1986 And Its Updates.

Laboratory References:

TAL CHI = TestAmerica Chicago, 2417 Bond Street, University Park, IL 60484, TEL (708)534-5200

Sample Summary

Client: Weston Solutions, Inc.
Project/Site: Black and Decker

TestAmerica Job ID: 500-123471-1

Lab Sample ID	Client Sample ID	Matrix	Collected	Received
500-123471-1	RFW-1A	Water	02/02/17 11:00	02/04/17 09:50
500-123471-2	RFW-1B	Water	02/02/17 11:20	02/04/17 09:50
500-123471-3	RFW-2A	Water	02/02/17 10:00	02/04/17 09:50
500-123471-4	RFW-2B	Water	02/02/17 09:30	02/04/17 09:50
500-123471-5	RFW-3B	Water	02/02/17 12:25	02/04/17 09:50
500-123471-6	RFW-4A	Water	02/03/17 08:45	02/04/17 09:50
500-123471-7	RFW-4B	Water	02/03/17 09:20	02/04/17 09:50
500-123471-8	RFW-4B DUP	Water	02/03/17 09:20	02/04/17 09:50
500-123471-9	RFW-6	Water	02/02/17 14:15	02/04/17 09:50
500-123471-10	Trip Blank	Water	02/02/17 07:00	02/04/17 09:50
500-123471-11	RFW-7	Water	02/02/17 13:30	02/04/17 09:50
500-123471-12	RFW-9	Water	02/02/17 17:40	02/04/17 09:50
500-123471-13	RFW-11B	Water	02/02/17 16:45	02/04/17 09:50
500-123471-14	RFW-12B	Water	02/02/17 18:20	02/04/17 09:50
500-123471-15	RFW-13	Water	02/02/17 15:55	02/04/17 09:50
500-123471-16	RFW-17	Water	02/02/17 15:00	02/04/17 09:50
500-123471-17	EW-2	Water	02/03/17 11:45	02/04/17 09:50
500-123471-18	EW-3	Water	02/03/17 11:20	02/04/17 09:50
500-123471-19	EW-4	Water	02/03/17 11:55	02/04/17 09:50
500-123471-20	EW-5	Water	02/03/17 12:05	02/04/17 09:50
500-123471-21	EW-6	Water	02/03/17 09:35	02/04/17 09:50
500-123471-22	EW-7	Water	02/03/17 09:45	02/04/17 09:50
500-123471-23	EW-8	Water	02/03/17 09:55	02/04/17 09:50
500-123471-24	EW-9	Water	02/03/17 10:05	02/04/17 09:50
500-123471-25	EW-9 DUP	Water	02/03/17 10:05	02/04/17 09:50
500-123471-26	EW-10	Water	02/03/17 11:05	02/04/17 09:50

Client Sample Results

Client: Weston Solutions, Inc.
Project/Site: Black and Decker

TestAmerica Job ID: 500-123471-1

Client Sample ID: RFW-1A

Lab Sample ID: 500-123471-1

Date Collected: 02/02/17 11:00

Matrix: Water

Date Received: 02/04/17 09:50

Method: 8260B - VOC

Analyte	Result	Qualifier	RL	MDL	Unit	D	Prepared	Analyzed	Dil Fac
Benzene	<0.50		0.50	0.15	ug/L			02/07/17 12:17	1
Dichlorodifluoromethane	<2.0		2.0	0.67	ug/L			02/07/17 12:17	1
Chloromethane	<1.0		1.0	0.32	ug/L			02/07/17 12:17	1
Vinyl chloride	<0.50		0.50	0.20	ug/L			02/07/17 12:17	1
Bromomethane	<2.0		2.0	0.80	ug/L			02/07/17 12:17	1
Chloroethane	<1.0		1.0	0.51	ug/L			02/07/17 12:17	1
Trichlorofluoromethane	<1.0		1.0	0.43	ug/L			02/07/17 12:17	1
1,1-Dichloroethene	<1.0		1.0	0.39	ug/L			02/07/17 12:17	1
Carbon disulfide	<2.0		2.0	0.45	ug/L			02/07/17 12:17	1
Acetone	<5.0		5.0	1.7	ug/L			02/07/17 12:17	1
Methylene Chloride	<5.0		5.0	1.6	ug/L			02/07/17 12:17	1
trans-1,2-Dichloroethene	<1.0		1.0	0.35	ug/L			02/07/17 12:17	1
1,1-Dichloroethane	<1.0		1.0	0.41	ug/L			02/07/17 12:17	1
2,2-Dichloropropane	<1.0		1.0	0.44	ug/L			02/07/17 12:17	1
cis-1,2-Dichloroethene	<1.0		1.0	0.41	ug/L			02/07/17 12:17	1
Methyl Ethyl Ketone	<5.0		5.0	2.1	ug/L			02/07/17 12:17	1
Bromochloromethane	<1.0		1.0	0.43	ug/L			02/07/17 12:17	1
Chloroform	<2.0		2.0	0.37	ug/L			02/07/17 12:17	1
1,1,1-Trichloroethane	<1.0		1.0	0.38	ug/L			02/07/17 12:17	1
1,1-Dichloropropene	<1.0		1.0	0.30	ug/L			02/07/17 12:17	1
Carbon tetrachloride	<1.0		1.0	0.38	ug/L			02/07/17 12:17	1
1,2-Dichloroethane	<1.0		1.0	0.39	ug/L			02/07/17 12:17	1
Trichloroethene	<0.50		0.50	0.16	ug/L			02/07/17 12:17	1
1,2-Dichloropropane	<1.0		1.0	0.43	ug/L			02/07/17 12:17	1
Dibromomethane	<1.0		1.0	0.27	ug/L			02/07/17 12:17	1
Bromodichloromethane	<1.0		1.0	0.37	ug/L			02/07/17 12:17	1
cis-1,3-Dichloropropene	<1.0		1.0	0.42	ug/L			02/07/17 12:17	1
methyl isobutyl ketone	<5.0		5.0	2.2	ug/L			02/07/17 12:17	1
Toluene	<0.50		0.50	0.15	ug/L			02/07/17 12:17	1
trans-1,3-Dichloropropene	<1.0		1.0	0.36	ug/L			02/07/17 12:17	1
1,1,2-Trichloroethane	<1.0		1.0	0.35	ug/L			02/07/17 12:17	1
Tetrachloroethene	<1.0		1.0	0.37	ug/L			02/07/17 12:17	1
1,3-Dichloropropane	<1.0		1.0	0.36	ug/L			02/07/17 12:17	1
2-Hexanone	<5.0		5.0	1.6	ug/L			02/07/17 12:17	1
Dibromochloromethane	<1.0		1.0	0.49	ug/L			02/07/17 12:17	1
1,2-Dibromoethane	<1.0		1.0	0.39	ug/L			02/07/17 12:17	1
Chlorobenzene	<1.0		1.0	0.39	ug/L			02/07/17 12:17	1
1,1,1,2-Tetrachloroethane	<1.0		1.0	0.46	ug/L			02/07/17 12:17	1
Ethylbenzene	<0.50		0.50	0.18	ug/L			02/07/17 12:17	1
m&p-Xylene	<1.0		1.0	0.18	ug/L			02/07/17 12:17	1
o-Xylene	<0.50		0.50	0.22	ug/L			02/07/17 12:17	1
Styrene	<1.0		1.0	0.39	ug/L			02/07/17 12:17	1
Bromoform	<1.0		1.0	0.48	ug/L			02/07/17 12:17	1
Isopropylbenzene	<1.0		1.0	0.39	ug/L			02/07/17 12:17	1
Bromobenzene	<1.0		1.0	0.36	ug/L			02/07/17 12:17	1
1,1,2,2-Tetrachloroethane	<1.0		1.0	0.40	ug/L			02/07/17 12:17	1
1,2,3-Trichloropropane	<1.0		1.0	0.41	ug/L			02/07/17 12:17	1
N-Propylbenzene	<1.0		1.0	0.41	ug/L			02/07/17 12:17	1
2-Chlorotoluene	<1.0		1.0	0.31	ug/L			02/07/17 12:17	1

TestAmerica Chicago

Client Sample Results

Client: Weston Solutions, Inc.
Project/Site: Black and Decker

TestAmerica Job ID: 500-123471-1

Client Sample ID: RFW-1A

Lab Sample ID: 500-123471-1

Date Collected: 02/02/17 11:00

Matrix: Water

Date Received: 02/04/17 09:50

Method: 8260B - VOC (Continued)

Analyte	Result	Qualifier	RL	MDL	Unit	D	Prepared	Analyzed	Dil Fac
1,3,5-Trimethylbenzene	<1.0		1.0	0.25	ug/L			02/07/17 12:17	1
4-Chlorotoluene	<1.0		1.0	0.35	ug/L			02/07/17 12:17	1
tert-Butylbenzene	<1.0		1.0	0.40	ug/L			02/07/17 12:17	1
1,2,4-Trimethylbenzene	<1.0		1.0	0.36	ug/L			02/07/17 12:17	1
sec-Butylbenzene	<1.0		1.0	0.40	ug/L			02/07/17 12:17	1
1,3-Dichlorobenzene	<1.0		1.0	0.40	ug/L			02/07/17 12:17	1
p-Isopropyltoluene	<1.0		1.0	0.36	ug/L			02/07/17 12:17	1
1,4-Dichlorobenzene	<1.0		1.0	0.36	ug/L			02/07/17 12:17	1
n-Butylbenzene	<1.0		1.0	0.39	ug/L			02/07/17 12:17	1
1,2-Dichlorobenzene	<1.0		1.0	0.33	ug/L			02/07/17 12:17	1
1,2-Dibromo-3-Chloropropane	<5.0		5.0	2.0	ug/L			02/07/17 12:17	1
1,2,4-Trichlorobenzene	<1.0		1.0	0.34	ug/L			02/07/17 12:17	1
Hexachlorobutadiene	<1.0		1.0	0.45	ug/L			02/07/17 12:17	1
Naphthalene	<1.0		1.0	0.34	ug/L			02/07/17 12:17	1
1,2,3-Trichlorobenzene	<1.0		1.0	0.46	ug/L			02/07/17 12:17	1

Surrogate	%Recovery	Qualifier	Limits	Prepared	Analyzed	Dil Fac
1,2-Dichloroethane-d4 (Surr)	98		71 - 127		02/07/17 12:17	1
Toluene-d8 (Surr)	97		75 - 120		02/07/17 12:17	1
4-Bromofluorobenzene (Surr)	95		71 - 120		02/07/17 12:17	1
Dibromofluoromethane	101		70 - 120		02/07/17 12:17	1

Client Sample Results

Client: Weston Solutions, Inc.
Project/Site: Black and Decker

TestAmerica Job ID: 500-123471-1

Client Sample ID: RFW-1B

Lab Sample ID: 500-123471-2

Date Collected: 02/02/17 11:20

Matrix: Water

Date Received: 02/04/17 09:50

Method: 8260B - VOC

Analyte	Result	Qualifier	RL	MDL	Unit	D	Prepared	Analyzed	Dil Fac
Benzene	<0.50		0.50	0.15	ug/L			02/07/17 12:45	1
Dichlorodifluoromethane	<2.0		2.0	0.67	ug/L			02/07/17 12:45	1
Chloromethane	<1.0		1.0	0.32	ug/L			02/07/17 12:45	1
Vinyl chloride	<0.50		0.50	0.20	ug/L			02/07/17 12:45	1
Bromomethane	<2.0		2.0	0.80	ug/L			02/07/17 12:45	1
Chloroethane	<1.0		1.0	0.51	ug/L			02/07/17 12:45	1
Trichlorofluoromethane	<1.0		1.0	0.43	ug/L			02/07/17 12:45	1
1,1-Dichloroethene	<1.0		1.0	0.39	ug/L			02/07/17 12:45	1
Carbon disulfide	<2.0		2.0	0.45	ug/L			02/07/17 12:45	1
Acetone	<5.0		5.0	1.7	ug/L			02/07/17 12:45	1
Methylene Chloride	<5.0		5.0	1.6	ug/L			02/07/17 12:45	1
trans-1,2-Dichloroethene	<1.0		1.0	0.35	ug/L			02/07/17 12:45	1
1,1-Dichloroethane	<1.0		1.0	0.41	ug/L			02/07/17 12:45	1
2,2-Dichloropropane	<1.0		1.0	0.44	ug/L			02/07/17 12:45	1
cis-1,2-Dichloroethene	<1.0		1.0	0.41	ug/L			02/07/17 12:45	1
Methyl Ethyl Ketone	<5.0		5.0	2.1	ug/L			02/07/17 12:45	1
Bromochloromethane	<1.0		1.0	0.43	ug/L			02/07/17 12:45	1
Chloroform	<2.0		2.0	0.37	ug/L			02/07/17 12:45	1
1,1,1-Trichloroethane	<1.0		1.0	0.38	ug/L			02/07/17 12:45	1
1,1-Dichloropropene	<1.0		1.0	0.30	ug/L			02/07/17 12:45	1
Carbon tetrachloride	<1.0		1.0	0.38	ug/L			02/07/17 12:45	1
1,2-Dichloroethane	<1.0		1.0	0.39	ug/L			02/07/17 12:45	1
Trichloroethene	<0.50		0.50	0.16	ug/L			02/07/17 12:45	1
1,2-Dichloropropane	<1.0		1.0	0.43	ug/L			02/07/17 12:45	1
Dibromomethane	<1.0		1.0	0.27	ug/L			02/07/17 12:45	1
Bromodichloromethane	<1.0		1.0	0.37	ug/L			02/07/17 12:45	1
cis-1,3-Dichloropropene	<1.0		1.0	0.42	ug/L			02/07/17 12:45	1
methyl isobutyl ketone	<5.0		5.0	2.2	ug/L			02/07/17 12:45	1
Toluene	<0.50		0.50	0.15	ug/L			02/07/17 12:45	1
trans-1,3-Dichloropropene	<1.0		1.0	0.36	ug/L			02/07/17 12:45	1
1,1,2-Trichloroethane	<1.0		1.0	0.35	ug/L			02/07/17 12:45	1
Tetrachloroethene	<1.0		1.0	0.37	ug/L			02/07/17 12:45	1
1,3-Dichloropropane	<1.0		1.0	0.36	ug/L			02/07/17 12:45	1
2-Hexanone	<5.0		5.0	1.6	ug/L			02/07/17 12:45	1
Dibromochloromethane	<1.0		1.0	0.49	ug/L			02/07/17 12:45	1
1,2-Dibromoethane	<1.0		1.0	0.39	ug/L			02/07/17 12:45	1
Chlorobenzene	<1.0		1.0	0.39	ug/L			02/07/17 12:45	1
1,1,1,2-Tetrachloroethane	<1.0		1.0	0.46	ug/L			02/07/17 12:45	1
Ethylbenzene	<0.50		0.50	0.18	ug/L			02/07/17 12:45	1
m&p-Xylene	<1.0		1.0	0.18	ug/L			02/07/17 12:45	1
o-Xylene	<0.50		0.50	0.22	ug/L			02/07/17 12:45	1
Styrene	<1.0		1.0	0.39	ug/L			02/07/17 12:45	1
Bromoform	<1.0		1.0	0.48	ug/L			02/07/17 12:45	1
Isopropylbenzene	<1.0		1.0	0.39	ug/L			02/07/17 12:45	1
Bromobenzene	<1.0		1.0	0.36	ug/L			02/07/17 12:45	1
1,1,1,2,2-Tetrachloroethane	<1.0		1.0	0.40	ug/L			02/07/17 12:45	1
1,2,3-Trichloropropane	<1.0		1.0	0.41	ug/L			02/07/17 12:45	1
N-Propylbenzene	<1.0		1.0	0.41	ug/L			02/07/17 12:45	1
2-Chlorotoluene	<1.0		1.0	0.31	ug/L			02/07/17 12:45	1

TestAmerica Chicago

Client Sample Results

Client: Weston Solutions, Inc.
Project/Site: Black and Decker

TestAmerica Job ID: 500-123471-1

Client Sample ID: RFW-1B

Lab Sample ID: 500-123471-2

Date Collected: 02/02/17 11:20

Matrix: Water

Date Received: 02/04/17 09:50

Method: 8260B - VOC (Continued)

Analyte	Result	Qualifier	RL	MDL	Unit	D	Prepared	Analyzed	Dil Fac
1,3,5-Trimethylbenzene	<1.0		1.0	0.25	ug/L			02/07/17 12:45	1
4-Chlorotoluene	<1.0		1.0	0.35	ug/L			02/07/17 12:45	1
tert-Butylbenzene	<1.0		1.0	0.40	ug/L			02/07/17 12:45	1
1,2,4-Trimethylbenzene	<1.0		1.0	0.36	ug/L			02/07/17 12:45	1
sec-Butylbenzene	<1.0		1.0	0.40	ug/L			02/07/17 12:45	1
1,3-Dichlorobenzene	<1.0		1.0	0.40	ug/L			02/07/17 12:45	1
p-Isopropyltoluene	<1.0		1.0	0.36	ug/L			02/07/17 12:45	1
1,4-Dichlorobenzene	<1.0		1.0	0.36	ug/L			02/07/17 12:45	1
n-Butylbenzene	<1.0		1.0	0.39	ug/L			02/07/17 12:45	1
1,2-Dichlorobenzene	<1.0		1.0	0.33	ug/L			02/07/17 12:45	1
1,2-Dibromo-3-Chloropropane	<5.0		5.0	2.0	ug/L			02/07/17 12:45	1
1,2,4-Trichlorobenzene	<1.0		1.0	0.34	ug/L			02/07/17 12:45	1
Hexachlorobutadiene	<1.0		1.0	0.45	ug/L			02/07/17 12:45	1
Naphthalene	<1.0		1.0	0.34	ug/L			02/07/17 12:45	1
1,2,3-Trichlorobenzene	<1.0		1.0	0.46	ug/L			02/07/17 12:45	1

Surrogate	%Recovery	Qualifier	Limits	Prepared	Analyzed	Dil Fac
1,2-Dichloroethane-d4 (Surr)	96		71 - 127		02/07/17 12:45	1
Toluene-d8 (Surr)	98		75 - 120		02/07/17 12:45	1
4-Bromofluorobenzene (Surr)	97		71 - 120		02/07/17 12:45	1
Dibromofluoromethane	100		70 - 120		02/07/17 12:45	1

Client Sample Results

Client: Weston Solutions, Inc.
Project/Site: Black and Decker

TestAmerica Job ID: 500-123471-1

Client Sample ID: RFW-2A

Lab Sample ID: 500-123471-3

Date Collected: 02/02/17 10:00

Matrix: Water

Date Received: 02/04/17 09:50

Method: 8260B - VOC

Analyte	Result	Qualifier	RL	MDL	Unit	D	Prepared	Analyzed	Dil Fac
Benzene	<0.50		0.50	0.15	ug/L			02/07/17 13:13	1
Dichlorodifluoromethane	<2.0		2.0	0.67	ug/L			02/07/17 13:13	1
Chloromethane	<1.0		1.0	0.32	ug/L			02/07/17 13:13	1
Vinyl chloride	<0.50		0.50	0.20	ug/L			02/07/17 13:13	1
Bromomethane	<2.0		2.0	0.80	ug/L			02/07/17 13:13	1
Chloroethane	<1.0		1.0	0.51	ug/L			02/07/17 13:13	1
Trichlorofluoromethane	<1.0		1.0	0.43	ug/L			02/07/17 13:13	1
1,1-Dichloroethene	<1.0		1.0	0.39	ug/L			02/07/17 13:13	1
Carbon disulfide	<2.0		2.0	0.45	ug/L			02/07/17 13:13	1
Acetone	<5.0		5.0	1.7	ug/L			02/07/17 13:13	1
Methylene Chloride	<5.0		5.0	1.6	ug/L			02/07/17 13:13	1
trans-1,2-Dichloroethene	<1.0		1.0	0.35	ug/L			02/07/17 13:13	1
1,1-Dichloroethane	<1.0		1.0	0.41	ug/L			02/07/17 13:13	1
2,2-Dichloropropane	<1.0		1.0	0.44	ug/L			02/07/17 13:13	1
cis-1,2-Dichloroethene	<1.0		1.0	0.41	ug/L			02/07/17 13:13	1
Methyl Ethyl Ketone	<5.0		5.0	2.1	ug/L			02/07/17 13:13	1
Bromochloromethane	<1.0		1.0	0.43	ug/L			02/07/17 13:13	1
Chloroform	<2.0		2.0	0.37	ug/L			02/07/17 13:13	1
1,1,1-Trichloroethane	<1.0		1.0	0.38	ug/L			02/07/17 13:13	1
1,1-Dichloropropene	<1.0		1.0	0.30	ug/L			02/07/17 13:13	1
Carbon tetrachloride	<1.0		1.0	0.38	ug/L			02/07/17 13:13	1
1,2-Dichloroethane	<1.0		1.0	0.39	ug/L			02/07/17 13:13	1
Trichloroethene	<0.50		0.50	0.16	ug/L			02/07/17 13:13	1
1,2-Dichloropropane	<1.0		1.0	0.43	ug/L			02/07/17 13:13	1
Dibromomethane	<1.0		1.0	0.27	ug/L			02/07/17 13:13	1
Bromodichloromethane	<1.0		1.0	0.37	ug/L			02/07/17 13:13	1
cis-1,3-Dichloropropene	<1.0		1.0	0.42	ug/L			02/07/17 13:13	1
methyl isobutyl ketone	<5.0		5.0	2.2	ug/L			02/07/17 13:13	1
Toluene	<0.50		0.50	0.15	ug/L			02/07/17 13:13	1
trans-1,3-Dichloropropene	<1.0		1.0	0.36	ug/L			02/07/17 13:13	1
1,1,2-Trichloroethane	<1.0		1.0	0.35	ug/L			02/07/17 13:13	1
Tetrachloroethene	<1.0		1.0	0.37	ug/L			02/07/17 13:13	1
1,3-Dichloropropane	<1.0		1.0	0.36	ug/L			02/07/17 13:13	1
2-Hexanone	<5.0		5.0	1.6	ug/L			02/07/17 13:13	1
Dibromochloromethane	<1.0		1.0	0.49	ug/L			02/07/17 13:13	1
1,2-Dibromoethane	<1.0		1.0	0.39	ug/L			02/07/17 13:13	1
Chlorobenzene	<1.0		1.0	0.39	ug/L			02/07/17 13:13	1
1,1,1,2-Tetrachloroethane	<1.0		1.0	0.46	ug/L			02/07/17 13:13	1
Ethylbenzene	<0.50		0.50	0.18	ug/L			02/07/17 13:13	1
m&p-Xylene	<1.0		1.0	0.18	ug/L			02/07/17 13:13	1
o-Xylene	<0.50		0.50	0.22	ug/L			02/07/17 13:13	1
Styrene	<1.0		1.0	0.39	ug/L			02/07/17 13:13	1
Bromoform	<1.0		1.0	0.48	ug/L			02/07/17 13:13	1
Isopropylbenzene	<1.0		1.0	0.39	ug/L			02/07/17 13:13	1
Bromobenzene	<1.0		1.0	0.36	ug/L			02/07/17 13:13	1
1,1,2,2-Tetrachloroethane	<1.0		1.0	0.40	ug/L			02/07/17 13:13	1
1,2,3-Trichloropropane	<1.0		1.0	0.41	ug/L			02/07/17 13:13	1
N-Propylbenzene	<1.0		1.0	0.41	ug/L			02/07/17 13:13	1
2-Chlorotoluene	<1.0		1.0	0.31	ug/L			02/07/17 13:13	1

TestAmerica Chicago

Client Sample Results

Client: Weston Solutions, Inc.
 Project/Site: Black and Decker

TestAmerica Job ID: 500-123471-1

Client Sample ID: RFW-2A

Lab Sample ID: 500-123471-3

Date Collected: 02/02/17 10:00

Matrix: Water

Date Received: 02/04/17 09:50

Method: 8260B - VOC (Continued)

Analyte	Result	Qualifier	RL	MDL	Unit	D	Prepared	Analyzed	Dil Fac
1,3,5-Trimethylbenzene	<1.0		1.0	0.25	ug/L			02/07/17 13:13	1
4-Chlorotoluene	<1.0		1.0	0.35	ug/L			02/07/17 13:13	1
tert-Butylbenzene	<1.0		1.0	0.40	ug/L			02/07/17 13:13	1
1,2,4-Trimethylbenzene	<1.0		1.0	0.36	ug/L			02/07/17 13:13	1
sec-Butylbenzene	<1.0		1.0	0.40	ug/L			02/07/17 13:13	1
1,3-Dichlorobenzene	<1.0		1.0	0.40	ug/L			02/07/17 13:13	1
p-Isopropyltoluene	<1.0		1.0	0.36	ug/L			02/07/17 13:13	1
1,4-Dichlorobenzene	<1.0		1.0	0.36	ug/L			02/07/17 13:13	1
n-Butylbenzene	<1.0		1.0	0.39	ug/L			02/07/17 13:13	1
1,2-Dichlorobenzene	<1.0		1.0	0.33	ug/L			02/07/17 13:13	1
1,2-Dibromo-3-Chloropropane	<5.0		5.0	2.0	ug/L			02/07/17 13:13	1
1,2,4-Trichlorobenzene	<1.0		1.0	0.34	ug/L			02/07/17 13:13	1
Hexachlorobutadiene	<1.0		1.0	0.45	ug/L			02/07/17 13:13	1
Naphthalene	<1.0		1.0	0.34	ug/L			02/07/17 13:13	1
1,2,3-Trichlorobenzene	<1.0		1.0	0.46	ug/L			02/07/17 13:13	1
Surrogate	%Recovery	Qualifier	Limits				Prepared	Analyzed	Dil Fac
1,2-Dichloroethane-d4 (Surr)	96		71 - 127					02/07/17 13:13	1
Toluene-d8 (Surr)	98		75 - 120					02/07/17 13:13	1
4-Bromofluorobenzene (Surr)	94		71 - 120					02/07/17 13:13	1
Dibromofluoromethane	101		70 - 120					02/07/17 13:13	1

Client Sample Results

Client: Weston Solutions, Inc.
Project/Site: Black and Decker

TestAmerica Job ID: 500-123471-1

Client Sample ID: RFW-2B

Lab Sample ID: 500-123471-4

Date Collected: 02/02/17 09:30

Matrix: Water

Date Received: 02/04/17 09:50

Method: 8260B - VOC

Analyte	Result	Qualifier	RL	MDL	Unit	D	Prepared	Analyzed	Dil Fac
Benzene	<0.50		0.50	0.15	ug/L			02/07/17 13:41	1
Dichlorodifluoromethane	<2.0		2.0	0.67	ug/L			02/07/17 13:41	1
Chloromethane	<1.0		1.0	0.32	ug/L			02/07/17 13:41	1
Vinyl chloride	<0.50		0.50	0.20	ug/L			02/07/17 13:41	1
Bromomethane	<2.0		2.0	0.80	ug/L			02/07/17 13:41	1
Chloroethane	<1.0		1.0	0.51	ug/L			02/07/17 13:41	1
Trichlorofluoromethane	<1.0		1.0	0.43	ug/L			02/07/17 13:41	1
1,1-Dichloroethene	<1.0		1.0	0.39	ug/L			02/07/17 13:41	1
Carbon disulfide	<2.0		2.0	0.45	ug/L			02/07/17 13:41	1
Acetone	<5.0		5.0	1.7	ug/L			02/07/17 13:41	1
Methylene Chloride	<5.0		5.0	1.6	ug/L			02/07/17 13:41	1
trans-1,2-Dichloroethene	<1.0		1.0	0.35	ug/L			02/07/17 13:41	1
1,1-Dichloroethane	<1.0		1.0	0.41	ug/L			02/07/17 13:41	1
2,2-Dichloropropane	<1.0		1.0	0.44	ug/L			02/07/17 13:41	1
cis-1,2-Dichloroethene	<1.0		1.0	0.41	ug/L			02/07/17 13:41	1
Methyl Ethyl Ketone	<5.0		5.0	2.1	ug/L			02/07/17 13:41	1
Bromochloromethane	<1.0		1.0	0.43	ug/L			02/07/17 13:41	1
Chloroform	<2.0		2.0	0.37	ug/L			02/07/17 13:41	1
1,1,1-Trichloroethane	<1.0		1.0	0.38	ug/L			02/07/17 13:41	1
1,1-Dichloropropene	<1.0		1.0	0.30	ug/L			02/07/17 13:41	1
Carbon tetrachloride	<1.0		1.0	0.38	ug/L			02/07/17 13:41	1
1,2-Dichloroethane	<1.0		1.0	0.39	ug/L			02/07/17 13:41	1
Trichloroethene	<0.50		0.50	0.16	ug/L			02/07/17 13:41	1
1,2-Dichloropropane	<1.0		1.0	0.43	ug/L			02/07/17 13:41	1
Dibromomethane	<1.0		1.0	0.27	ug/L			02/07/17 13:41	1
Bromodichloromethane	<1.0		1.0	0.37	ug/L			02/07/17 13:41	1
cis-1,3-Dichloropropene	<1.0		1.0	0.42	ug/L			02/07/17 13:41	1
methyl isobutyl ketone	<5.0		5.0	2.2	ug/L			02/07/17 13:41	1
Toluene	<0.50		0.50	0.15	ug/L			02/07/17 13:41	1
trans-1,3-Dichloropropene	<1.0		1.0	0.36	ug/L			02/07/17 13:41	1
1,1,2-Trichloroethane	<1.0		1.0	0.35	ug/L			02/07/17 13:41	1
Tetrachloroethene	<1.0		1.0	0.37	ug/L			02/07/17 13:41	1
1,3-Dichloropropane	<1.0		1.0	0.36	ug/L			02/07/17 13:41	1
2-Hexanone	<5.0		5.0	1.6	ug/L			02/07/17 13:41	1
Dibromochloromethane	<1.0		1.0	0.49	ug/L			02/07/17 13:41	1
1,2-Dibromoethane	<1.0		1.0	0.39	ug/L			02/07/17 13:41	1
Chlorobenzene	<1.0		1.0	0.39	ug/L			02/07/17 13:41	1
1,1,1,2-Tetrachloroethane	<1.0		1.0	0.46	ug/L			02/07/17 13:41	1
Ethylbenzene	<0.50		0.50	0.18	ug/L			02/07/17 13:41	1
m&p-Xylene	<1.0		1.0	0.18	ug/L			02/07/17 13:41	1
o-Xylene	<0.50		0.50	0.22	ug/L			02/07/17 13:41	1
Styrene	<1.0		1.0	0.39	ug/L			02/07/17 13:41	1
Bromoform	<1.0		1.0	0.48	ug/L			02/07/17 13:41	1
Isopropylbenzene	<1.0		1.0	0.39	ug/L			02/07/17 13:41	1
Bromobenzene	<1.0		1.0	0.36	ug/L			02/07/17 13:41	1
1,1,2,2-Tetrachloroethane	<1.0		1.0	0.40	ug/L			02/07/17 13:41	1
1,2,3-Trichloropropane	<1.0		1.0	0.41	ug/L			02/07/17 13:41	1
N-Propylbenzene	<1.0		1.0	0.41	ug/L			02/07/17 13:41	1
2-Chlorotoluene	<1.0		1.0	0.31	ug/L			02/07/17 13:41	1

TestAmerica Chicago

Client Sample Results

Client: Weston Solutions, Inc.
Project/Site: Black and Decker

TestAmerica Job ID: 500-123471-1

Client Sample ID: RFW-2B

Lab Sample ID: 500-123471-4

Date Collected: 02/02/17 09:30

Matrix: Water

Date Received: 02/04/17 09:50

Method: 8260B - VOC (Continued)

Analyte	Result	Qualifier	RL	MDL	Unit	D	Prepared	Analyzed	Dil Fac
1,3,5-Trimethylbenzene	<1.0		1.0	0.25	ug/L			02/07/17 13:41	1
4-Chlorotoluene	<1.0		1.0	0.35	ug/L			02/07/17 13:41	1
tert-Butylbenzene	<1.0		1.0	0.40	ug/L			02/07/17 13:41	1
1,2,4-Trimethylbenzene	<1.0		1.0	0.36	ug/L			02/07/17 13:41	1
sec-Butylbenzene	<1.0		1.0	0.40	ug/L			02/07/17 13:41	1
1,3-Dichlorobenzene	<1.0		1.0	0.40	ug/L			02/07/17 13:41	1
p-Isopropyltoluene	<1.0		1.0	0.36	ug/L			02/07/17 13:41	1
1,4-Dichlorobenzene	<1.0		1.0	0.36	ug/L			02/07/17 13:41	1
n-Butylbenzene	<1.0		1.0	0.39	ug/L			02/07/17 13:41	1
1,2-Dichlorobenzene	<1.0		1.0	0.33	ug/L			02/07/17 13:41	1
1,2-Dibromo-3-Chloropropane	<5.0		5.0	2.0	ug/L			02/07/17 13:41	1
1,2,4-Trichlorobenzene	<1.0		1.0	0.34	ug/L			02/07/17 13:41	1
Hexachlorobutadiene	<1.0		1.0	0.45	ug/L			02/07/17 13:41	1
Naphthalene	<1.0		1.0	0.34	ug/L			02/07/17 13:41	1
1,2,3-Trichlorobenzene	<1.0		1.0	0.46	ug/L			02/07/17 13:41	1

Surrogate	%Recovery	Qualifier	Limits	Prepared	Analyzed	Dil Fac
1,2-Dichloroethane-d4 (Surr)	98		71 - 127		02/07/17 13:41	1
Toluene-d8 (Surr)	98		75 - 120		02/07/17 13:41	1
4-Bromofluorobenzene (Surr)	95		71 - 120		02/07/17 13:41	1
Dibromofluoromethane	100		70 - 120		02/07/17 13:41	1

Client Sample Results

Client: Weston Solutions, Inc.
Project/Site: Black and Decker

TestAmerica Job ID: 500-123471-1

Client Sample ID: RFW-3B

Lab Sample ID: 500-123471-5

Date Collected: 02/02/17 12:25

Matrix: Water

Date Received: 02/04/17 09:50

Method: 8260B - VOC

Analyte	Result	Qualifier	RL	MDL	Unit	D	Prepared	Analyzed	Dil Fac
Benzene	<0.50		0.50	0.15	ug/L			02/07/17 14:08	1
Dichlorodifluoromethane	<2.0		2.0	0.67	ug/L			02/07/17 14:08	1
Chloromethane	<1.0		1.0	0.32	ug/L			02/07/17 14:08	1
Vinyl chloride	<0.50		0.50	0.20	ug/L			02/07/17 14:08	1
Bromomethane	<2.0		2.0	0.80	ug/L			02/07/17 14:08	1
Chloroethane	<1.0		1.0	0.51	ug/L			02/07/17 14:08	1
Trichlorofluoromethane	<1.0		1.0	0.43	ug/L			02/07/17 14:08	1
1,1-Dichloroethene	<1.0		1.0	0.39	ug/L			02/07/17 14:08	1
Carbon disulfide	<2.0		2.0	0.45	ug/L			02/07/17 14:08	1
Acetone	<5.0		5.0	1.7	ug/L			02/07/17 14:08	1
Methylene Chloride	<5.0		5.0	1.6	ug/L			02/07/17 14:08	1
trans-1,2-Dichloroethene	<1.0		1.0	0.35	ug/L			02/07/17 14:08	1
1,1-Dichloroethane	<1.0		1.0	0.41	ug/L			02/07/17 14:08	1
2,2-Dichloropropane	<1.0		1.0	0.44	ug/L			02/07/17 14:08	1
cis-1,2-Dichloroethene	0.98	J	1.0	0.41	ug/L			02/07/17 14:08	1
Methyl Ethyl Ketone	<5.0		5.0	2.1	ug/L			02/07/17 14:08	1
Bromochloromethane	<1.0		1.0	0.43	ug/L			02/07/17 14:08	1
Chloroform	<2.0		2.0	0.37	ug/L			02/07/17 14:08	1
1,1,1-Trichloroethane	<1.0		1.0	0.38	ug/L			02/07/17 14:08	1
1,1-Dichloropropene	<1.0		1.0	0.30	ug/L			02/07/17 14:08	1
Carbon tetrachloride	<1.0		1.0	0.38	ug/L			02/07/17 14:08	1
1,2-Dichloroethane	<1.0		1.0	0.39	ug/L			02/07/17 14:08	1
Trichloroethene	<0.50		0.50	0.16	ug/L			02/07/17 14:08	1
1,2-Dichloropropane	<1.0		1.0	0.43	ug/L			02/07/17 14:08	1
Dibromomethane	<1.0		1.0	0.27	ug/L			02/07/17 14:08	1
Bromodichloromethane	<1.0		1.0	0.37	ug/L			02/07/17 14:08	1
cis-1,3-Dichloropropene	<1.0		1.0	0.42	ug/L			02/07/17 14:08	1
methyl isobutyl ketone	<5.0		5.0	2.2	ug/L			02/07/17 14:08	1
Toluene	<0.50		0.50	0.15	ug/L			02/07/17 14:08	1
trans-1,3-Dichloropropene	<1.0		1.0	0.36	ug/L			02/07/17 14:08	1
1,1,2-Trichloroethane	<1.0		1.0	0.35	ug/L			02/07/17 14:08	1
Tetrachloroethene	<1.0		1.0	0.37	ug/L			02/07/17 14:08	1
1,3-Dichloropropane	<1.0		1.0	0.36	ug/L			02/07/17 14:08	1
2-Hexanone	<5.0		5.0	1.6	ug/L			02/07/17 14:08	1
Dibromochloromethane	<1.0		1.0	0.49	ug/L			02/07/17 14:08	1
1,2-Dibromoethane	<1.0		1.0	0.39	ug/L			02/07/17 14:08	1
Chlorobenzene	<1.0		1.0	0.39	ug/L			02/07/17 14:08	1
1,1,1,2-Tetrachloroethane	<1.0		1.0	0.46	ug/L			02/07/17 14:08	1
Ethylbenzene	<0.50		0.50	0.18	ug/L			02/07/17 14:08	1
m&p-Xylene	<1.0		1.0	0.18	ug/L			02/07/17 14:08	1
o-Xylene	<0.50		0.50	0.22	ug/L			02/07/17 14:08	1
Styrene	<1.0		1.0	0.39	ug/L			02/07/17 14:08	1
Bromoform	<1.0		1.0	0.48	ug/L			02/07/17 14:08	1
Isopropylbenzene	<1.0		1.0	0.39	ug/L			02/07/17 14:08	1
Bromobenzene	<1.0		1.0	0.36	ug/L			02/07/17 14:08	1
1,1,2,2-Tetrachloroethane	<1.0		1.0	0.40	ug/L			02/07/17 14:08	1
1,2,3-Trichloropropane	<1.0		1.0	0.41	ug/L			02/07/17 14:08	1
N-Propylbenzene	<1.0		1.0	0.41	ug/L			02/07/17 14:08	1
2-Chlorotoluene	<1.0		1.0	0.31	ug/L			02/07/17 14:08	1

TestAmerica Chicago

Client Sample Results

Client: Weston Solutions, Inc.
Project/Site: Black and Decker

TestAmerica Job ID: 500-123471-1

Client Sample ID: RFW-3B

Lab Sample ID: 500-123471-5

Date Collected: 02/02/17 12:25

Matrix: Water

Date Received: 02/04/17 09:50

Method: 8260B - VOC (Continued)

Analyte	Result	Qualifier	RL	MDL	Unit	D	Prepared	Analyzed	Dil Fac
1,3,5-Trimethylbenzene	<1.0		1.0	0.25	ug/L			02/07/17 14:08	1
4-Chlorotoluene	<1.0		1.0	0.35	ug/L			02/07/17 14:08	1
tert-Butylbenzene	<1.0		1.0	0.40	ug/L			02/07/17 14:08	1
1,2,4-Trimethylbenzene	<1.0		1.0	0.36	ug/L			02/07/17 14:08	1
sec-Butylbenzene	<1.0		1.0	0.40	ug/L			02/07/17 14:08	1
1,3-Dichlorobenzene	<1.0		1.0	0.40	ug/L			02/07/17 14:08	1
p-Isopropyltoluene	<1.0		1.0	0.36	ug/L			02/07/17 14:08	1
1,4-Dichlorobenzene	<1.0		1.0	0.36	ug/L			02/07/17 14:08	1
n-Butylbenzene	<1.0		1.0	0.39	ug/L			02/07/17 14:08	1
1,2-Dichlorobenzene	<1.0		1.0	0.33	ug/L			02/07/17 14:08	1
1,2-Dibromo-3-Chloropropane	<5.0		5.0	2.0	ug/L			02/07/17 14:08	1
1,2,4-Trichlorobenzene	<1.0		1.0	0.34	ug/L			02/07/17 14:08	1
Hexachlorobutadiene	<1.0		1.0	0.45	ug/L			02/07/17 14:08	1
Naphthalene	<1.0		1.0	0.34	ug/L			02/07/17 14:08	1
1,2,3-Trichlorobenzene	<1.0		1.0	0.46	ug/L			02/07/17 14:08	1

Surrogate	%Recovery	Qualifier	Limits	Prepared	Analyzed	Dil Fac
1,2-Dichloroethane-d4 (Surr)	96		71 - 127		02/07/17 14:08	1
Toluene-d8 (Surr)	97		75 - 120		02/07/17 14:08	1
4-Bromofluorobenzene (Surr)	96		71 - 120		02/07/17 14:08	1
Dibromofluoromethane	99		70 - 120		02/07/17 14:08	1

Client Sample Results

Client: Weston Solutions, Inc.
Project/Site: Black and Decker

TestAmerica Job ID: 500-123471-1

Client Sample ID: RFW-4A

Lab Sample ID: 500-123471-6

Date Collected: 02/03/17 08:45

Matrix: Water

Date Received: 02/04/17 09:50

Method: 8260B - VOC

Analyte	Result	Qualifier	RL	MDL	Unit	D	Prepared	Analyzed	Dil Fac
Benzene	<0.50		0.50	0.15	ug/L			02/07/17 14:37	1
Dichlorodifluoromethane	<2.0		2.0	0.67	ug/L			02/07/17 14:37	1
Chloromethane	<1.0		1.0	0.32	ug/L			02/07/17 14:37	1
Vinyl chloride	<0.50		0.50	0.20	ug/L			02/07/17 14:37	1
Bromomethane	<2.0		2.0	0.80	ug/L			02/07/17 14:37	1
Chloroethane	<1.0		1.0	0.51	ug/L			02/07/17 14:37	1
Trichlorofluoromethane	<1.0		1.0	0.43	ug/L			02/07/17 14:37	1
1,1-Dichloroethene	<1.0		1.0	0.39	ug/L			02/07/17 14:37	1
Carbon disulfide	<2.0		2.0	0.45	ug/L			02/07/17 14:37	1
Acetone	<5.0		5.0	1.7	ug/L			02/07/17 14:37	1
Methylene Chloride	<5.0		5.0	1.6	ug/L			02/07/17 14:37	1
trans-1,2-Dichloroethene	<1.0		1.0	0.35	ug/L			02/07/17 14:37	1
1,1-Dichloroethane	<1.0		1.0	0.41	ug/L			02/07/17 14:37	1
2,2-Dichloropropane	<1.0		1.0	0.44	ug/L			02/07/17 14:37	1
cis-1,2-Dichloroethene	<1.0		1.0	0.41	ug/L			02/07/17 14:37	1
Methyl Ethyl Ketone	<5.0		5.0	2.1	ug/L			02/07/17 14:37	1
Bromochloromethane	<1.0		1.0	0.43	ug/L			02/07/17 14:37	1
Chloroform	<2.0		2.0	0.37	ug/L			02/07/17 14:37	1
1,1,1-Trichloroethane	<1.0		1.0	0.38	ug/L			02/07/17 14:37	1
1,1-Dichloropropene	<1.0		1.0	0.30	ug/L			02/07/17 14:37	1
Carbon tetrachloride	<1.0		1.0	0.38	ug/L			02/07/17 14:37	1
1,2-Dichloroethane	<1.0		1.0	0.39	ug/L			02/07/17 14:37	1
Trichloroethene	20		0.50	0.16	ug/L			02/07/17 14:37	1
1,2-Dichloropropane	<1.0		1.0	0.43	ug/L			02/07/17 14:37	1
Dibromomethane	<1.0		1.0	0.27	ug/L			02/07/17 14:37	1
Bromodichloromethane	<1.0		1.0	0.37	ug/L			02/07/17 14:37	1
cis-1,3-Dichloropropene	<1.0		1.0	0.42	ug/L			02/07/17 14:37	1
methyl isobutyl ketone	<5.0		5.0	2.2	ug/L			02/07/17 14:37	1
Toluene	<0.50		0.50	0.15	ug/L			02/07/17 14:37	1
trans-1,3-Dichloropropene	<1.0		1.0	0.36	ug/L			02/07/17 14:37	1
1,1,2-Trichloroethane	<1.0		1.0	0.35	ug/L			02/07/17 14:37	1
Tetrachloroethene	8.2		1.0	0.37	ug/L			02/07/17 14:37	1
1,3-Dichloropropane	<1.0		1.0	0.36	ug/L			02/07/17 14:37	1
2-Hexanone	<5.0		5.0	1.6	ug/L			02/07/17 14:37	1
Dibromochloromethane	<1.0		1.0	0.49	ug/L			02/07/17 14:37	1
1,2-Dibromoethane	<1.0		1.0	0.39	ug/L			02/07/17 14:37	1
Chlorobenzene	<1.0		1.0	0.39	ug/L			02/07/17 14:37	1
1,1,1,2-Tetrachloroethane	<1.0		1.0	0.46	ug/L			02/07/17 14:37	1
Ethylbenzene	<0.50		0.50	0.18	ug/L			02/07/17 14:37	1
m&p-Xylene	<1.0		1.0	0.18	ug/L			02/07/17 14:37	1
o-Xylene	<0.50		0.50	0.22	ug/L			02/07/17 14:37	1
Styrene	<1.0		1.0	0.39	ug/L			02/07/17 14:37	1
Bromoform	<1.0		1.0	0.48	ug/L			02/07/17 14:37	1
Isopropylbenzene	<1.0		1.0	0.39	ug/L			02/07/17 14:37	1
Bromobenzene	<1.0		1.0	0.36	ug/L			02/07/17 14:37	1
1,1,1,2,2-Tetrachloroethane	<1.0		1.0	0.40	ug/L			02/07/17 14:37	1
1,2,3-Trichloropropane	<1.0		1.0	0.41	ug/L			02/07/17 14:37	1
N-Propylbenzene	<1.0		1.0	0.41	ug/L			02/07/17 14:37	1
2-Chlorotoluene	<1.0		1.0	0.31	ug/L			02/07/17 14:37	1

TestAmerica Chicago

Client Sample Results

Client: Weston Solutions, Inc.
Project/Site: Black and Decker

TestAmerica Job ID: 500-123471-1

Client Sample ID: RFW-4A

Lab Sample ID: 500-123471-6

Date Collected: 02/03/17 08:45

Matrix: Water

Date Received: 02/04/17 09:50

Method: 8260B - VOC (Continued)

Analyte	Result	Qualifier	RL	MDL	Unit	D	Prepared	Analyzed	Dil Fac
1,3,5-Trimethylbenzene	<1.0		1.0	0.25	ug/L			02/07/17 14:37	1
4-Chlorotoluene	<1.0		1.0	0.35	ug/L			02/07/17 14:37	1
tert-Butylbenzene	<1.0		1.0	0.40	ug/L			02/07/17 14:37	1
1,2,4-Trimethylbenzene	<1.0		1.0	0.36	ug/L			02/07/17 14:37	1
sec-Butylbenzene	<1.0		1.0	0.40	ug/L			02/07/17 14:37	1
1,3-Dichlorobenzene	<1.0		1.0	0.40	ug/L			02/07/17 14:37	1
p-Isopropyltoluene	<1.0		1.0	0.36	ug/L			02/07/17 14:37	1
1,4-Dichlorobenzene	<1.0		1.0	0.36	ug/L			02/07/17 14:37	1
n-Butylbenzene	<1.0		1.0	0.39	ug/L			02/07/17 14:37	1
1,2-Dichlorobenzene	<1.0		1.0	0.33	ug/L			02/07/17 14:37	1
1,2-Dibromo-3-Chloropropane	<5.0		5.0	2.0	ug/L			02/07/17 14:37	1
1,2,4-Trichlorobenzene	<1.0		1.0	0.34	ug/L			02/07/17 14:37	1
Hexachlorobutadiene	<1.0		1.0	0.45	ug/L			02/07/17 14:37	1
Naphthalene	<1.0		1.0	0.34	ug/L			02/07/17 14:37	1
1,2,3-Trichlorobenzene	<1.0		1.0	0.46	ug/L			02/07/17 14:37	1

Surrogate	%Recovery	Qualifier	Limits	Prepared	Analyzed	Dil Fac
1,2-Dichloroethane-d4 (Surr)	97		71 - 127		02/07/17 14:37	1
Toluene-d8 (Surr)	99		75 - 120		02/07/17 14:37	1
4-Bromofluorobenzene (Surr)	97		71 - 120		02/07/17 14:37	1
Dibromofluoromethane	101		70 - 120		02/07/17 14:37	1

Client Sample Results

Client: Weston Solutions, Inc.
Project/Site: Black and Decker

TestAmerica Job ID: 500-123471-1

Client Sample ID: RFW-4B

Lab Sample ID: 500-123471-7

Date Collected: 02/03/17 09:20

Matrix: Water

Date Received: 02/04/17 09:50

Method: 8260B - VOC

Analyte	Result	Qualifier	RL	MDL	Unit	D	Prepared	Analyzed	Dil Fac
Benzene	<0.50		0.50	0.15	ug/L			02/08/17 12:53	1
Dichlorodifluoromethane	<2.0		2.0	0.67	ug/L			02/08/17 12:53	1
Chloromethane	<1.0		1.0	0.32	ug/L			02/08/17 12:53	1
Vinyl chloride	<0.50		0.50	0.20	ug/L			02/08/17 12:53	1
Bromomethane	<2.0		2.0	0.80	ug/L			02/08/17 12:53	1
Chloroethane	<1.0		1.0	0.51	ug/L			02/08/17 12:53	1
Trichlorofluoromethane	<1.0		1.0	0.43	ug/L			02/08/17 12:53	1
1,1-Dichloroethene	<1.0		1.0	0.39	ug/L			02/08/17 12:53	1
Carbon disulfide	<2.0		2.0	0.45	ug/L			02/08/17 12:53	1
Acetone	<5.0 *		5.0	1.7	ug/L			02/08/17 12:53	1
Methylene Chloride	<5.0		5.0	1.6	ug/L			02/08/17 12:53	1
trans-1,2-Dichloroethene	<1.0		1.0	0.35	ug/L			02/08/17 12:53	1
1,1-Dichloroethane	<1.0		1.0	0.41	ug/L			02/08/17 12:53	1
2,2-Dichloropropane	<1.0		1.0	0.44	ug/L			02/08/17 12:53	1
cis-1,2-Dichloroethene	2.8		1.0	0.41	ug/L			02/08/17 12:53	1
Methyl Ethyl Ketone	<5.0		5.0	2.1	ug/L			02/08/17 12:53	1
Bromochloromethane	<1.0		1.0	0.43	ug/L			02/08/17 12:53	1
Chloroform	1.1 J		2.0	0.37	ug/L			02/08/17 12:53	1
1,1,1-Trichloroethane	<1.0		1.0	0.38	ug/L			02/08/17 12:53	1
1,1-Dichloropropene	<1.0		1.0	0.30	ug/L			02/08/17 12:53	1
Carbon tetrachloride	<1.0		1.0	0.38	ug/L			02/08/17 12:53	1
1,2-Dichloroethane	<1.0		1.0	0.39	ug/L			02/08/17 12:53	1
Trichloroethene	43		0.50	0.16	ug/L			02/08/17 12:53	1
1,2-Dichloropropane	<1.0		1.0	0.43	ug/L			02/08/17 12:53	1
Dibromomethane	<1.0		1.0	0.27	ug/L			02/08/17 12:53	1
Bromodichloromethane	<1.0		1.0	0.37	ug/L			02/08/17 12:53	1
cis-1,3-Dichloropropene	<1.0		1.0	0.42	ug/L			02/08/17 12:53	1
methyl isobutyl ketone	<5.0		5.0	2.2	ug/L			02/08/17 12:53	1
Toluene	<0.50		0.50	0.15	ug/L			02/08/17 12:53	1
trans-1,3-Dichloropropene	<1.0		1.0	0.36	ug/L			02/08/17 12:53	1
1,1,2-Trichloroethane	<1.0		1.0	0.35	ug/L			02/08/17 12:53	1
Tetrachloroethene	60		1.0	0.37	ug/L			02/08/17 12:53	1
1,3-Dichloropropane	<1.0		1.0	0.36	ug/L			02/08/17 12:53	1
2-Hexanone	<5.0		5.0	1.6	ug/L			02/08/17 12:53	1
Dibromochloromethane	<1.0		1.0	0.49	ug/L			02/08/17 12:53	1
1,2-Dibromoethane	<1.0		1.0	0.39	ug/L			02/08/17 12:53	1
Chlorobenzene	<1.0		1.0	0.39	ug/L			02/08/17 12:53	1
1,1,1,2-Tetrachloroethane	<1.0		1.0	0.46	ug/L			02/08/17 12:53	1
Ethylbenzene	<0.50		0.50	0.18	ug/L			02/08/17 12:53	1
m&p-Xylene	<1.0		1.0	0.18	ug/L			02/08/17 12:53	1
o-Xylene	<0.50		0.50	0.22	ug/L			02/08/17 12:53	1
Styrene	<1.0		1.0	0.39	ug/L			02/08/17 12:53	1
Bromoform	<1.0		1.0	0.48	ug/L			02/08/17 12:53	1
Isopropylbenzene	<1.0		1.0	0.39	ug/L			02/08/17 12:53	1
Bromobenzene	<1.0		1.0	0.36	ug/L			02/08/17 12:53	1
1,1,2,2-Tetrachloroethane	<1.0		1.0	0.40	ug/L			02/08/17 12:53	1
1,2,3-Trichloropropane	<1.0		1.0	0.41	ug/L			02/08/17 12:53	1
N-Propylbenzene	<1.0		1.0	0.41	ug/L			02/08/17 12:53	1
2-Chlorotoluene	<1.0		1.0	0.31	ug/L			02/08/17 12:53	1

TestAmerica Chicago

Client Sample Results

Client: Weston Solutions, Inc.
Project/Site: Black and Decker

TestAmerica Job ID: 500-123471-1

Client Sample ID: RFW-4B

Lab Sample ID: 500-123471-7

Date Collected: 02/03/17 09:20

Matrix: Water

Date Received: 02/04/17 09:50

Method: 8260B - VOC (Continued)

Analyte	Result	Qualifier	RL	MDL	Unit	D	Prepared	Analyzed	Dil Fac
1,3,5-Trimethylbenzene	<1.0		1.0	0.25	ug/L			02/08/17 12:53	1
4-Chlorotoluene	<1.0		1.0	0.35	ug/L			02/08/17 12:53	1
tert-Butylbenzene	<1.0		1.0	0.40	ug/L			02/08/17 12:53	1
1,2,4-Trimethylbenzene	<1.0		1.0	0.36	ug/L			02/08/17 12:53	1
sec-Butylbenzene	<1.0		1.0	0.40	ug/L			02/08/17 12:53	1
1,3-Dichlorobenzene	<1.0		1.0	0.40	ug/L			02/08/17 12:53	1
p-Isopropyltoluene	<1.0		1.0	0.36	ug/L			02/08/17 12:53	1
1,4-Dichlorobenzene	<1.0		1.0	0.36	ug/L			02/08/17 12:53	1
n-Butylbenzene	<1.0		1.0	0.39	ug/L			02/08/17 12:53	1
1,2-Dichlorobenzene	<1.0		1.0	0.33	ug/L			02/08/17 12:53	1
1,2-Dibromo-3-Chloropropane	<5.0		5.0	2.0	ug/L			02/08/17 12:53	1
1,2,4-Trichlorobenzene	<1.0		1.0	0.34	ug/L			02/08/17 12:53	1
Hexachlorobutadiene	<1.0		1.0	0.45	ug/L			02/08/17 12:53	1
Naphthalene	<1.0		1.0	0.34	ug/L			02/08/17 12:53	1
1,2,3-Trichlorobenzene	<1.0		1.0	0.46	ug/L			02/08/17 12:53	1

Surrogate	%Recovery	Qualifier	Limits	Prepared	Analyzed	Dil Fac
1,2-Dichloroethane-d4 (Surr)	97		71 - 127		02/08/17 12:53	1
Toluene-d8 (Surr)	99		75 - 120		02/08/17 12:53	1
4-Bromofluorobenzene (Surr)	95		71 - 120		02/08/17 12:53	1
Dibromofluoromethane	100		70 - 120		02/08/17 12:53	1

Client Sample Results

Client: Weston Solutions, Inc.
Project/Site: Black and Decker

TestAmerica Job ID: 500-123471-1

Client Sample ID: RFW-4B DUP

Lab Sample ID: 500-123471-8

Date Collected: 02/03/17 09:20

Matrix: Water

Date Received: 02/04/17 09:50

Method: 8260B - VOC

Analyte	Result	Qualifier	RL	MDL	Unit	D	Prepared	Analyzed	Dil Fac
Benzene	<0.50		0.50	0.15	ug/L			02/07/17 15:32	1
Dichlorodifluoromethane	<2.0		2.0	0.67	ug/L			02/07/17 15:32	1
Chloromethane	<1.0		1.0	0.32	ug/L			02/07/17 15:32	1
Vinyl chloride	<0.50		0.50	0.20	ug/L			02/07/17 15:32	1
Bromomethane	<2.0		2.0	0.80	ug/L			02/07/17 15:32	1
Chloroethane	<1.0		1.0	0.51	ug/L			02/07/17 15:32	1
Trichlorofluoromethane	<1.0		1.0	0.43	ug/L			02/07/17 15:32	1
1,1-Dichloroethene	<1.0		1.0	0.39	ug/L			02/07/17 15:32	1
Carbon disulfide	<2.0		2.0	0.45	ug/L			02/07/17 15:32	1
Acetone	<5.0		5.0	1.7	ug/L			02/07/17 15:32	1
Methylene Chloride	<5.0		5.0	1.6	ug/L			02/07/17 15:32	1
trans-1,2-Dichloroethene	<1.0		1.0	0.35	ug/L			02/07/17 15:32	1
1,1-Dichloroethane	<1.0		1.0	0.41	ug/L			02/07/17 15:32	1
2,2-Dichloropropane	<1.0		1.0	0.44	ug/L			02/07/17 15:32	1
cis-1,2-Dichloroethene	2.9		1.0	0.41	ug/L			02/07/17 15:32	1
Methyl Ethyl Ketone	<5.0		5.0	2.1	ug/L			02/07/17 15:32	1
Bromochloromethane	<1.0		1.0	0.43	ug/L			02/07/17 15:32	1
Chloroform	1.2	J	2.0	0.37	ug/L			02/07/17 15:32	1
1,1,1-Trichloroethane	<1.0		1.0	0.38	ug/L			02/07/17 15:32	1
1,1-Dichloropropene	<1.0		1.0	0.30	ug/L			02/07/17 15:32	1
Carbon tetrachloride	<1.0		1.0	0.38	ug/L			02/07/17 15:32	1
1,2-Dichloroethane	<1.0		1.0	0.39	ug/L			02/07/17 15:32	1
Trichloroethene	43		0.50	0.16	ug/L			02/07/17 15:32	1
1,2-Dichloropropane	<1.0		1.0	0.43	ug/L			02/07/17 15:32	1
Dibromomethane	<1.0		1.0	0.27	ug/L			02/07/17 15:32	1
Bromodichloromethane	<1.0		1.0	0.37	ug/L			02/07/17 15:32	1
cis-1,3-Dichloropropene	<1.0		1.0	0.42	ug/L			02/07/17 15:32	1
methyl isobutyl ketone	<5.0		5.0	2.2	ug/L			02/07/17 15:32	1
Toluene	<0.50		0.50	0.15	ug/L			02/07/17 15:32	1
trans-1,3-Dichloropropene	<1.0		1.0	0.36	ug/L			02/07/17 15:32	1
1,1,2-Trichloroethane	<1.0		1.0	0.35	ug/L			02/07/17 15:32	1
Tetrachloroethene	60		1.0	0.37	ug/L			02/07/17 15:32	1
1,3-Dichloropropane	<1.0		1.0	0.36	ug/L			02/07/17 15:32	1
2-Hexanone	<5.0		5.0	1.6	ug/L			02/07/17 15:32	1
Dibromochloromethane	<1.0		1.0	0.49	ug/L			02/07/17 15:32	1
1,2-Dibromoethane	<1.0		1.0	0.39	ug/L			02/07/17 15:32	1
Chlorobenzene	<1.0		1.0	0.39	ug/L			02/07/17 15:32	1
1,1,1,2-Tetrachloroethane	<1.0		1.0	0.46	ug/L			02/07/17 15:32	1
Ethylbenzene	<0.50		0.50	0.18	ug/L			02/07/17 15:32	1
m&p-Xylene	<1.0		1.0	0.18	ug/L			02/07/17 15:32	1
o-Xylene	<0.50		0.50	0.22	ug/L			02/07/17 15:32	1
Styrene	<1.0		1.0	0.39	ug/L			02/07/17 15:32	1
Bromoform	<1.0		1.0	0.48	ug/L			02/07/17 15:32	1
Isopropylbenzene	<1.0		1.0	0.39	ug/L			02/07/17 15:32	1
Bromobenzene	<1.0		1.0	0.36	ug/L			02/07/17 15:32	1
1,1,2,2-Tetrachloroethane	<1.0		1.0	0.40	ug/L			02/07/17 15:32	1
1,2,3-Trichloropropane	<1.0		1.0	0.41	ug/L			02/07/17 15:32	1
N-Propylbenzene	<1.0		1.0	0.41	ug/L			02/07/17 15:32	1
2-Chlorotoluene	<1.0		1.0	0.31	ug/L			02/07/17 15:32	1

TestAmerica Chicago

Client Sample Results

Client: Weston Solutions, Inc.
Project/Site: Black and Decker

TestAmerica Job ID: 500-123471-1

Client Sample ID: RFW-4B DUP

Lab Sample ID: 500-123471-8

Date Collected: 02/03/17 09:20

Matrix: Water

Date Received: 02/04/17 09:50

Method: 8260B - VOC (Continued)

Analyte	Result	Qualifier	RL	MDL	Unit	D	Prepared	Analyzed	Dil Fac
1,3,5-Trimethylbenzene	<1.0		1.0	0.25	ug/L			02/07/17 15:32	1
4-Chlorotoluene	<1.0		1.0	0.35	ug/L			02/07/17 15:32	1
tert-Butylbenzene	<1.0		1.0	0.40	ug/L			02/07/17 15:32	1
1,2,4-Trimethylbenzene	<1.0		1.0	0.36	ug/L			02/07/17 15:32	1
sec-Butylbenzene	<1.0		1.0	0.40	ug/L			02/07/17 15:32	1
1,3-Dichlorobenzene	<1.0		1.0	0.40	ug/L			02/07/17 15:32	1
p-Isopropyltoluene	<1.0		1.0	0.36	ug/L			02/07/17 15:32	1
1,4-Dichlorobenzene	<1.0		1.0	0.36	ug/L			02/07/17 15:32	1
n-Butylbenzene	<1.0		1.0	0.39	ug/L			02/07/17 15:32	1
1,2-Dichlorobenzene	<1.0		1.0	0.33	ug/L			02/07/17 15:32	1
1,2-Dibromo-3-Chloropropane	<5.0		5.0	2.0	ug/L			02/07/17 15:32	1
1,2,4-Trichlorobenzene	<1.0		1.0	0.34	ug/L			02/07/17 15:32	1
Hexachlorobutadiene	<1.0		1.0	0.45	ug/L			02/07/17 15:32	1
Naphthalene	<1.0		1.0	0.34	ug/L			02/07/17 15:32	1
1,2,3-Trichlorobenzene	<1.0		1.0	0.46	ug/L			02/07/17 15:32	1

Surrogate	%Recovery	Qualifier	Limits	Prepared	Analyzed	Dil Fac
1,2-Dichloroethane-d4 (Surr)	94		71 - 127		02/07/17 15:32	1
Toluene-d8 (Surr)	98		75 - 120		02/07/17 15:32	1
4-Bromofluorobenzene (Surr)	96		71 - 120		02/07/17 15:32	1
Dibromofluoromethane	99		70 - 120		02/07/17 15:32	1

Client Sample Results

Client: Weston Solutions, Inc.
Project/Site: Black and Decker

TestAmerica Job ID: 500-123471-1

Client Sample ID: RFW-6

Lab Sample ID: 500-123471-9

Date Collected: 02/02/17 14:15

Matrix: Water

Date Received: 02/04/17 09:50

Method: 8260B - VOC

Analyte	Result	Qualifier	RL	MDL	Unit	D	Prepared	Analyzed	Dil Fac
Benzene	<0.50		0.50	0.15	ug/L			02/07/17 16:00	1
Dichlorodifluoromethane	<2.0		2.0	0.67	ug/L			02/07/17 16:00	1
Chloromethane	<1.0		1.0	0.32	ug/L			02/07/17 16:00	1
Vinyl chloride	<0.50		0.50	0.20	ug/L			02/07/17 16:00	1
Bromomethane	<2.0		2.0	0.80	ug/L			02/07/17 16:00	1
Chloroethane	<1.0		1.0	0.51	ug/L			02/07/17 16:00	1
Trichlorofluoromethane	<1.0		1.0	0.43	ug/L			02/07/17 16:00	1
1,1-Dichloroethene	<1.0		1.0	0.39	ug/L			02/07/17 16:00	1
Carbon disulfide	<2.0		2.0	0.45	ug/L			02/07/17 16:00	1
Acetone	<5.0		5.0	1.7	ug/L			02/07/17 16:00	1
Methylene Chloride	<5.0		5.0	1.6	ug/L			02/07/17 16:00	1
trans-1,2-Dichloroethene	<1.0		1.0	0.35	ug/L			02/07/17 16:00	1
1,1-Dichloroethane	<1.0		1.0	0.41	ug/L			02/07/17 16:00	1
2,2-Dichloropropane	<1.0		1.0	0.44	ug/L			02/07/17 16:00	1
cis-1,2-Dichloroethene	<1.0		1.0	0.41	ug/L			02/07/17 16:00	1
Methyl Ethyl Ketone	<5.0		5.0	2.1	ug/L			02/07/17 16:00	1
Bromochloromethane	<1.0		1.0	0.43	ug/L			02/07/17 16:00	1
Chloroform	<2.0		2.0	0.37	ug/L			02/07/17 16:00	1
1,1,1-Trichloroethane	<1.0		1.0	0.38	ug/L			02/07/17 16:00	1
1,1-Dichloropropene	<1.0		1.0	0.30	ug/L			02/07/17 16:00	1
Carbon tetrachloride	<1.0		1.0	0.38	ug/L			02/07/17 16:00	1
1,2-Dichloroethane	<1.0		1.0	0.39	ug/L			02/07/17 16:00	1
Trichloroethene	<0.50		0.50	0.16	ug/L			02/07/17 16:00	1
1,2-Dichloropropane	<1.0		1.0	0.43	ug/L			02/07/17 16:00	1
Dibromomethane	<1.0		1.0	0.27	ug/L			02/07/17 16:00	1
Bromodichloromethane	<1.0		1.0	0.37	ug/L			02/07/17 16:00	1
cis-1,3-Dichloropropene	<1.0		1.0	0.42	ug/L			02/07/17 16:00	1
methyl isobutyl ketone	<5.0		5.0	2.2	ug/L			02/07/17 16:00	1
Toluene	<0.50		0.50	0.15	ug/L			02/07/17 16:00	1
trans-1,3-Dichloropropene	<1.0		1.0	0.36	ug/L			02/07/17 16:00	1
1,1,2-Trichloroethane	<1.0		1.0	0.35	ug/L			02/07/17 16:00	1
Tetrachloroethene	0.50	J	1.0	0.37	ug/L			02/07/17 16:00	1
1,3-Dichloropropane	<1.0		1.0	0.36	ug/L			02/07/17 16:00	1
2-Hexanone	<5.0		5.0	1.6	ug/L			02/07/17 16:00	1
Dibromochloromethane	<1.0		1.0	0.49	ug/L			02/07/17 16:00	1
1,2-Dibromoethane	<1.0		1.0	0.39	ug/L			02/07/17 16:00	1
Chlorobenzene	<1.0		1.0	0.39	ug/L			02/07/17 16:00	1
1,1,1,2-Tetrachloroethane	<1.0		1.0	0.46	ug/L			02/07/17 16:00	1
Ethylbenzene	<0.50		0.50	0.18	ug/L			02/07/17 16:00	1
m&p-Xylene	<1.0		1.0	0.18	ug/L			02/07/17 16:00	1
o-Xylene	<0.50		0.50	0.22	ug/L			02/07/17 16:00	1
Styrene	<1.0		1.0	0.39	ug/L			02/07/17 16:00	1
Bromoform	<1.0		1.0	0.48	ug/L			02/07/17 16:00	1
Isopropylbenzene	<1.0		1.0	0.39	ug/L			02/07/17 16:00	1
Bromobenzene	<1.0		1.0	0.36	ug/L			02/07/17 16:00	1
1,1,2,2-Tetrachloroethane	<1.0		1.0	0.40	ug/L			02/07/17 16:00	1
1,2,3-Trichloropropane	<1.0		1.0	0.41	ug/L			02/07/17 16:00	1
N-Propylbenzene	<1.0		1.0	0.41	ug/L			02/07/17 16:00	1
2-Chlorotoluene	<1.0		1.0	0.31	ug/L			02/07/17 16:00	1

TestAmerica Chicago

Client Sample Results

Client: Weston Solutions, Inc.
Project/Site: Black and Decker

TestAmerica Job ID: 500-123471-1

Client Sample ID: RFW-6

Lab Sample ID: 500-123471-9

Date Collected: 02/02/17 14:15

Matrix: Water

Date Received: 02/04/17 09:50

Method: 8260B - VOC (Continued)

Analyte	Result	Qualifier	RL	MDL	Unit	D	Prepared	Analyzed	Dil Fac
1,3,5-Trimethylbenzene	<1.0		1.0	0.25	ug/L			02/07/17 16:00	1
4-Chlorotoluene	<1.0		1.0	0.35	ug/L			02/07/17 16:00	1
tert-Butylbenzene	<1.0		1.0	0.40	ug/L			02/07/17 16:00	1
1,2,4-Trimethylbenzene	<1.0		1.0	0.36	ug/L			02/07/17 16:00	1
sec-Butylbenzene	<1.0		1.0	0.40	ug/L			02/07/17 16:00	1
1,3-Dichlorobenzene	<1.0		1.0	0.40	ug/L			02/07/17 16:00	1
p-Isopropyltoluene	<1.0		1.0	0.36	ug/L			02/07/17 16:00	1
1,4-Dichlorobenzene	<1.0		1.0	0.36	ug/L			02/07/17 16:00	1
n-Butylbenzene	<1.0		1.0	0.39	ug/L			02/07/17 16:00	1
1,2-Dichlorobenzene	<1.0		1.0	0.33	ug/L			02/07/17 16:00	1
1,2-Dibromo-3-Chloropropane	<5.0		5.0	2.0	ug/L			02/07/17 16:00	1
1,2,4-Trichlorobenzene	<1.0		1.0	0.34	ug/L			02/07/17 16:00	1
Hexachlorobutadiene	<1.0		1.0	0.45	ug/L			02/07/17 16:00	1
Naphthalene	<1.0		1.0	0.34	ug/L			02/07/17 16:00	1
1,2,3-Trichlorobenzene	<1.0		1.0	0.46	ug/L			02/07/17 16:00	1
Surrogate	%Recovery	Qualifier	Limits				Prepared	Analyzed	Dil Fac
1,2-Dichloroethane-d4 (Surr)	95		71 - 127					02/07/17 16:00	1
Toluene-d8 (Surr)	99		75 - 120					02/07/17 16:00	1
4-Bromofluorobenzene (Surr)	97		71 - 120					02/07/17 16:00	1
Dibromofluoromethane	100		70 - 120					02/07/17 16:00	1

Client Sample Results

Client: Weston Solutions, Inc.
Project/Site: Black and Decker

TestAmerica Job ID: 500-123471-1

Client Sample ID: Trip Blank

Lab Sample ID: 500-123471-10

Date Collected: 02/02/17 07:00

Matrix: Water

Date Received: 02/04/17 09:50

Method: 8260B - VOC

Analyte	Result	Qualifier	RL	MDL	Unit	D	Prepared	Analyzed	Dil Fac
Benzene	<0.50		0.50	0.15	ug/L			02/07/17 16:28	1
Dichlorodifluoromethane	<2.0		2.0	0.67	ug/L			02/07/17 16:28	1
Chloromethane	<1.0		1.0	0.32	ug/L			02/07/17 16:28	1
Vinyl chloride	<0.50		0.50	0.20	ug/L			02/07/17 16:28	1
Bromomethane	<2.0		2.0	0.80	ug/L			02/07/17 16:28	1
Chloroethane	<1.0		1.0	0.51	ug/L			02/07/17 16:28	1
Trichlorofluoromethane	<1.0		1.0	0.43	ug/L			02/07/17 16:28	1
1,1-Dichloroethene	<1.0		1.0	0.39	ug/L			02/07/17 16:28	1
Carbon disulfide	<2.0		2.0	0.45	ug/L			02/07/17 16:28	1
Acetone	<5.0		5.0	1.7	ug/L			02/07/17 16:28	1
Methylene Chloride	<5.0		5.0	1.6	ug/L			02/07/17 16:28	1
trans-1,2-Dichloroethene	<1.0		1.0	0.35	ug/L			02/07/17 16:28	1
1,1-Dichloroethane	<1.0		1.0	0.41	ug/L			02/07/17 16:28	1
2,2-Dichloropropane	<1.0		1.0	0.44	ug/L			02/07/17 16:28	1
cis-1,2-Dichloroethene	<1.0		1.0	0.41	ug/L			02/07/17 16:28	1
Methyl Ethyl Ketone	<5.0		5.0	2.1	ug/L			02/07/17 16:28	1
Bromochloromethane	<1.0		1.0	0.43	ug/L			02/07/17 16:28	1
Chloroform	<2.0		2.0	0.37	ug/L			02/07/17 16:28	1
1,1,1-Trichloroethane	<1.0		1.0	0.38	ug/L			02/07/17 16:28	1
1,1-Dichloropropene	<1.0		1.0	0.30	ug/L			02/07/17 16:28	1
Carbon tetrachloride	<1.0		1.0	0.38	ug/L			02/07/17 16:28	1
1,2-Dichloroethane	<1.0		1.0	0.39	ug/L			02/07/17 16:28	1
Trichloroethene	<0.50		0.50	0.16	ug/L			02/07/17 16:28	1
1,2-Dichloropropane	<1.0		1.0	0.43	ug/L			02/07/17 16:28	1
Dibromomethane	<1.0		1.0	0.27	ug/L			02/07/17 16:28	1
Bromodichloromethane	<1.0		1.0	0.37	ug/L			02/07/17 16:28	1
cis-1,3-Dichloropropene	<1.0		1.0	0.42	ug/L			02/07/17 16:28	1
methyl isobutyl ketone	<5.0		5.0	2.2	ug/L			02/07/17 16:28	1
Toluene	<0.50		0.50	0.15	ug/L			02/07/17 16:28	1
trans-1,3-Dichloropropene	<1.0		1.0	0.36	ug/L			02/07/17 16:28	1
1,1,2-Trichloroethane	<1.0		1.0	0.35	ug/L			02/07/17 16:28	1
Tetrachloroethene	<1.0		1.0	0.37	ug/L			02/07/17 16:28	1
1,3-Dichloropropane	<1.0		1.0	0.36	ug/L			02/07/17 16:28	1
2-Hexanone	<5.0		5.0	1.6	ug/L			02/07/17 16:28	1
Dibromochloromethane	<1.0		1.0	0.49	ug/L			02/07/17 16:28	1
1,2-Dibromoethane	<1.0		1.0	0.39	ug/L			02/07/17 16:28	1
Chlorobenzene	<1.0		1.0	0.39	ug/L			02/07/17 16:28	1
1,1,1,2-Tetrachloroethane	<1.0		1.0	0.46	ug/L			02/07/17 16:28	1
Ethylbenzene	<0.50		0.50	0.18	ug/L			02/07/17 16:28	1
m&p-Xylene	<1.0		1.0	0.18	ug/L			02/07/17 16:28	1
o-Xylene	<0.50		0.50	0.22	ug/L			02/07/17 16:28	1
Styrene	<1.0		1.0	0.39	ug/L			02/07/17 16:28	1
Bromoform	<1.0		1.0	0.48	ug/L			02/07/17 16:28	1
Isopropylbenzene	<1.0		1.0	0.39	ug/L			02/07/17 16:28	1
Bromobenzene	<1.0		1.0	0.36	ug/L			02/07/17 16:28	1
1,1,2,2-Tetrachloroethane	<1.0		1.0	0.40	ug/L			02/07/17 16:28	1
1,2,3-Trichloropropane	<1.0		1.0	0.41	ug/L			02/07/17 16:28	1
N-Propylbenzene	<1.0		1.0	0.41	ug/L			02/07/17 16:28	1
2-Chlorotoluene	<1.0		1.0	0.31	ug/L			02/07/17 16:28	1

TestAmerica Chicago

Client Sample Results

Client: Weston Solutions, Inc.
 Project/Site: Black and Decker

TestAmerica Job ID: 500-123471-1

Client Sample ID: Trip Blank

Lab Sample ID: 500-123471-10

Date Collected: 02/02/17 07:00

Matrix: Water

Date Received: 02/04/17 09:50

Method: 8260B - VOC (Continued)

Analyte	Result	Qualifier	RL	MDL	Unit	D	Prepared	Analyzed	Dil Fac
1,3,5-Trimethylbenzene	<1.0		1.0	0.25	ug/L			02/07/17 16:28	1
4-Chlorotoluene	<1.0		1.0	0.35	ug/L			02/07/17 16:28	1
tert-Butylbenzene	<1.0		1.0	0.40	ug/L			02/07/17 16:28	1
1,2,4-Trimethylbenzene	<1.0		1.0	0.36	ug/L			02/07/17 16:28	1
sec-Butylbenzene	<1.0		1.0	0.40	ug/L			02/07/17 16:28	1
1,3-Dichlorobenzene	<1.0		1.0	0.40	ug/L			02/07/17 16:28	1
p-Isopropyltoluene	<1.0		1.0	0.36	ug/L			02/07/17 16:28	1
1,4-Dichlorobenzene	<1.0		1.0	0.36	ug/L			02/07/17 16:28	1
n-Butylbenzene	<1.0		1.0	0.39	ug/L			02/07/17 16:28	1
1,2-Dichlorobenzene	<1.0		1.0	0.33	ug/L			02/07/17 16:28	1
1,2-Dibromo-3-Chloropropane	<5.0		5.0	2.0	ug/L			02/07/17 16:28	1
1,2,4-Trichlorobenzene	<1.0		1.0	0.34	ug/L			02/07/17 16:28	1
Hexachlorobutadiene	<1.0		1.0	0.45	ug/L			02/07/17 16:28	1
Naphthalene	<1.0		1.0	0.34	ug/L			02/07/17 16:28	1
1,2,3-Trichlorobenzene	<1.0		1.0	0.46	ug/L			02/07/17 16:28	1
Surrogate	%Recovery	Qualifier	Limits				Prepared	Analyzed	Dil Fac
1,2-Dichloroethane-d4 (Surr)	96		71 - 127					02/07/17 16:28	1
Toluene-d8 (Surr)	98		75 - 120					02/07/17 16:28	1
4-Bromofluorobenzene (Surr)	95		71 - 120					02/07/17 16:28	1
Dibromofluoromethane	99		70 - 120					02/07/17 16:28	1

Client Sample Results

Client: Weston Solutions, Inc.
Project/Site: Black and Decker

TestAmerica Job ID: 500-123471-1

Client Sample ID: RFW-7

Lab Sample ID: 500-123471-11

Date Collected: 02/02/17 13:30

Matrix: Water

Date Received: 02/04/17 09:50

Method: 8260B - VOC

Analyte	Result	Qualifier	RL	MDL	Unit	D	Prepared	Analyzed	Dil Fac
Benzene	<0.50		0.50	0.15	ug/L			02/07/17 16:56	1
Dichlorodifluoromethane	<2.0		2.0	0.67	ug/L			02/07/17 16:56	1
Chloromethane	<1.0		1.0	0.32	ug/L			02/07/17 16:56	1
Vinyl chloride	<0.50		0.50	0.20	ug/L			02/07/17 16:56	1
Bromomethane	<2.0		2.0	0.80	ug/L			02/07/17 16:56	1
Chloroethane	<1.0		1.0	0.51	ug/L			02/07/17 16:56	1
Trichlorofluoromethane	<1.0		1.0	0.43	ug/L			02/07/17 16:56	1
1,1-Dichloroethene	<1.0		1.0	0.39	ug/L			02/07/17 16:56	1
Carbon disulfide	<2.0		2.0	0.45	ug/L			02/07/17 16:56	1
Acetone	<5.0		5.0	1.7	ug/L			02/07/17 16:56	1
Methylene Chloride	<5.0		5.0	1.6	ug/L			02/07/17 16:56	1
trans-1,2-Dichloroethene	<1.0		1.0	0.35	ug/L			02/07/17 16:56	1
1,1-Dichloroethane	<1.0		1.0	0.41	ug/L			02/07/17 16:56	1
2,2-Dichloropropane	<1.0		1.0	0.44	ug/L			02/07/17 16:56	1
cis-1,2-Dichloroethene	<1.0		1.0	0.41	ug/L			02/07/17 16:56	1
Methyl Ethyl Ketone	<5.0		5.0	2.1	ug/L			02/07/17 16:56	1
Bromochloromethane	<1.0		1.0	0.43	ug/L			02/07/17 16:56	1
Chloroform	<2.0		2.0	0.37	ug/L			02/07/17 16:56	1
1,1,1-Trichloroethane	<1.0		1.0	0.38	ug/L			02/07/17 16:56	1
1,1-Dichloropropene	<1.0		1.0	0.30	ug/L			02/07/17 16:56	1
Carbon tetrachloride	<1.0		1.0	0.38	ug/L			02/07/17 16:56	1
1,2-Dichloroethane	<1.0		1.0	0.39	ug/L			02/07/17 16:56	1
Trichloroethene	0.46	J	0.50	0.16	ug/L			02/07/17 16:56	1
1,2-Dichloropropane	<1.0		1.0	0.43	ug/L			02/07/17 16:56	1
Dibromomethane	<1.0		1.0	0.27	ug/L			02/07/17 16:56	1
Bromodichloromethane	<1.0		1.0	0.37	ug/L			02/07/17 16:56	1
cis-1,3-Dichloropropene	<1.0		1.0	0.42	ug/L			02/07/17 16:56	1
methyl isobutyl ketone	<5.0		5.0	2.2	ug/L			02/07/17 16:56	1
Toluene	<0.50		0.50	0.15	ug/L			02/07/17 16:56	1
trans-1,3-Dichloropropene	<1.0		1.0	0.36	ug/L			02/07/17 16:56	1
1,1,2-Trichloroethane	<1.0		1.0	0.35	ug/L			02/07/17 16:56	1
Tetrachloroethene	<1.0		1.0	0.37	ug/L			02/07/17 16:56	1
1,3-Dichloropropane	<1.0		1.0	0.36	ug/L			02/07/17 16:56	1
2-Hexanone	<5.0		5.0	1.6	ug/L			02/07/17 16:56	1
Dibromochloromethane	<1.0		1.0	0.49	ug/L			02/07/17 16:56	1
1,2-Dibromoethane	<1.0		1.0	0.39	ug/L			02/07/17 16:56	1
Chlorobenzene	<1.0		1.0	0.39	ug/L			02/07/17 16:56	1
1,1,1,2-Tetrachloroethane	<1.0		1.0	0.46	ug/L			02/07/17 16:56	1
Ethylbenzene	<0.50		0.50	0.18	ug/L			02/07/17 16:56	1
m&p-Xylene	<1.0		1.0	0.18	ug/L			02/07/17 16:56	1
o-Xylene	<0.50		0.50	0.22	ug/L			02/07/17 16:56	1
Styrene	<1.0		1.0	0.39	ug/L			02/07/17 16:56	1
Bromoform	<1.0		1.0	0.48	ug/L			02/07/17 16:56	1
Isopropylbenzene	<1.0		1.0	0.39	ug/L			02/07/17 16:56	1
Bromobenzene	<1.0		1.0	0.36	ug/L			02/07/17 16:56	1
1,1,2,2-Tetrachloroethane	<1.0		1.0	0.40	ug/L			02/07/17 16:56	1
1,2,3-Trichloropropane	<1.0		1.0	0.41	ug/L			02/07/17 16:56	1
N-Propylbenzene	<1.0		1.0	0.41	ug/L			02/07/17 16:56	1
2-Chlorotoluene	<1.0		1.0	0.31	ug/L			02/07/17 16:56	1

TestAmerica Chicago

Client Sample Results

Client: Weston Solutions, Inc.
Project/Site: Black and Decker

TestAmerica Job ID: 500-123471-1

Client Sample ID: RFW-7

Lab Sample ID: 500-123471-11

Date Collected: 02/02/17 13:30

Matrix: Water

Date Received: 02/04/17 09:50

Method: 8260B - VOC (Continued)

Analyte	Result	Qualifier	RL	MDL	Unit	D	Prepared	Analyzed	Dil Fac
1,3,5-Trimethylbenzene	<1.0		1.0	0.25	ug/L			02/07/17 16:56	1
4-Chlorotoluene	<1.0		1.0	0.35	ug/L			02/07/17 16:56	1
tert-Butylbenzene	<1.0		1.0	0.40	ug/L			02/07/17 16:56	1
1,2,4-Trimethylbenzene	<1.0		1.0	0.36	ug/L			02/07/17 16:56	1
sec-Butylbenzene	<1.0		1.0	0.40	ug/L			02/07/17 16:56	1
1,3-Dichlorobenzene	<1.0		1.0	0.40	ug/L			02/07/17 16:56	1
p-Isopropyltoluene	<1.0		1.0	0.36	ug/L			02/07/17 16:56	1
1,4-Dichlorobenzene	<1.0		1.0	0.36	ug/L			02/07/17 16:56	1
n-Butylbenzene	<1.0		1.0	0.39	ug/L			02/07/17 16:56	1
1,2-Dichlorobenzene	<1.0		1.0	0.33	ug/L			02/07/17 16:56	1
1,2-Dibromo-3-Chloropropane	<5.0		5.0	2.0	ug/L			02/07/17 16:56	1
1,2,4-Trichlorobenzene	<1.0		1.0	0.34	ug/L			02/07/17 16:56	1
Hexachlorobutadiene	<1.0		1.0	0.45	ug/L			02/07/17 16:56	1
Naphthalene	<1.0		1.0	0.34	ug/L			02/07/17 16:56	1
1,2,3-Trichlorobenzene	<1.0		1.0	0.46	ug/L			02/07/17 16:56	1

Surrogate	%Recovery	Qualifier	Limits	Prepared	Analyzed	Dil Fac
1,2-Dichloroethane-d4 (Surr)	97		71 - 127		02/07/17 16:56	1
Toluene-d8 (Surr)	99		75 - 120		02/07/17 16:56	1
4-Bromofluorobenzene (Surr)	96		71 - 120		02/07/17 16:56	1
Dibromofluoromethane	100		70 - 120		02/07/17 16:56	1

Client Sample Results

Client: Weston Solutions, Inc.
Project/Site: Black and Decker

TestAmerica Job ID: 500-123471-1

Client Sample ID: RFW-9

Lab Sample ID: 500-123471-12

Date Collected: 02/02/17 17:40

Matrix: Water

Date Received: 02/04/17 09:50

Method: 8260B - VOC

Analyte	Result	Qualifier	RL	MDL	Unit	D	Prepared	Analyzed	Dil Fac
Benzene	<0.50		0.50	0.15	ug/L			02/07/17 17:24	1
Dichlorodifluoromethane	<2.0		2.0	0.67	ug/L			02/07/17 17:24	1
Chloromethane	<1.0		1.0	0.32	ug/L			02/07/17 17:24	1
Vinyl chloride	<0.50		0.50	0.20	ug/L			02/07/17 17:24	1
Bromomethane	<2.0		2.0	0.80	ug/L			02/07/17 17:24	1
Chloroethane	<1.0		1.0	0.51	ug/L			02/07/17 17:24	1
Trichlorofluoromethane	<1.0		1.0	0.43	ug/L			02/07/17 17:24	1
1,1-Dichloroethene	0.50	J	1.0	0.39	ug/L			02/07/17 17:24	1
Carbon disulfide	<2.0		2.0	0.45	ug/L			02/07/17 17:24	1
Acetone	<5.0		5.0	1.7	ug/L			02/07/17 17:24	1
Methylene Chloride	<5.0		5.0	1.6	ug/L			02/07/17 17:24	1
trans-1,2-Dichloroethene	<1.0		1.0	0.35	ug/L			02/07/17 17:24	1
1,1-Dichloroethane	<1.0		1.0	0.41	ug/L			02/07/17 17:24	1
2,2-Dichloropropane	<1.0		1.0	0.44	ug/L			02/07/17 17:24	1
cis-1,2-Dichloroethene	13		1.0	0.41	ug/L			02/07/17 17:24	1
Methyl Ethyl Ketone	<5.0		5.0	2.1	ug/L			02/07/17 17:24	1
Bromochloromethane	<1.0		1.0	0.43	ug/L			02/07/17 17:24	1
Chloroform	<2.0		2.0	0.37	ug/L			02/07/17 17:24	1
1,1,1-Trichloroethane	<1.0		1.0	0.38	ug/L			02/07/17 17:24	1
1,1-Dichloropropene	<1.0		1.0	0.30	ug/L			02/07/17 17:24	1
Carbon tetrachloride	<1.0		1.0	0.38	ug/L			02/07/17 17:24	1
1,2-Dichloroethane	<1.0		1.0	0.39	ug/L			02/07/17 17:24	1
Trichloroethene	7.8		0.50	0.16	ug/L			02/07/17 17:24	1
1,2-Dichloropropane	<1.0		1.0	0.43	ug/L			02/07/17 17:24	1
Dibromomethane	<1.0		1.0	0.27	ug/L			02/07/17 17:24	1
Bromodichloromethane	<1.0		1.0	0.37	ug/L			02/07/17 17:24	1
cis-1,3-Dichloropropene	<1.0		1.0	0.42	ug/L			02/07/17 17:24	1
methyl isobutyl ketone	<5.0		5.0	2.2	ug/L			02/07/17 17:24	1
Toluene	<0.50		0.50	0.15	ug/L			02/07/17 17:24	1
trans-1,3-Dichloropropene	<1.0		1.0	0.36	ug/L			02/07/17 17:24	1
1,1,2-Trichloroethane	<1.0		1.0	0.35	ug/L			02/07/17 17:24	1
Tetrachloroethene	5.3		1.0	0.37	ug/L			02/07/17 17:24	1
1,3-Dichloropropane	<1.0		1.0	0.36	ug/L			02/07/17 17:24	1
2-Hexanone	<5.0		5.0	1.6	ug/L			02/07/17 17:24	1
Dibromochloromethane	<1.0		1.0	0.49	ug/L			02/07/17 17:24	1
1,2-Dibromoethane	<1.0		1.0	0.39	ug/L			02/07/17 17:24	1
Chlorobenzene	<1.0		1.0	0.39	ug/L			02/07/17 17:24	1
1,1,1,2-Tetrachloroethane	<1.0		1.0	0.46	ug/L			02/07/17 17:24	1
Ethylbenzene	<0.50		0.50	0.18	ug/L			02/07/17 17:24	1
m&p-Xylene	<1.0		1.0	0.18	ug/L			02/07/17 17:24	1
o-Xylene	<0.50		0.50	0.22	ug/L			02/07/17 17:24	1
Styrene	<1.0		1.0	0.39	ug/L			02/07/17 17:24	1
Bromoform	<1.0		1.0	0.48	ug/L			02/07/17 17:24	1
Isopropylbenzene	<1.0		1.0	0.39	ug/L			02/07/17 17:24	1
Bromobenzene	<1.0		1.0	0.36	ug/L			02/07/17 17:24	1
1,1,1,2,2-Tetrachloroethane	<1.0		1.0	0.40	ug/L			02/07/17 17:24	1
1,2,3-Trichloropropane	<1.0		1.0	0.41	ug/L			02/07/17 17:24	1
N-Propylbenzene	<1.0		1.0	0.41	ug/L			02/07/17 17:24	1
2-Chlorotoluene	<1.0		1.0	0.31	ug/L			02/07/17 17:24	1

TestAmerica Chicago

Client Sample Results

Client: Weston Solutions, Inc.
Project/Site: Black and Decker

TestAmerica Job ID: 500-123471-1

Client Sample ID: RFW-9

Lab Sample ID: 500-123471-12

Date Collected: 02/02/17 17:40

Matrix: Water

Date Received: 02/04/17 09:50

Method: 8260B - VOC (Continued)

Analyte	Result	Qualifier	RL	MDL	Unit	D	Prepared	Analyzed	Dil Fac
1,3,5-Trimethylbenzene	<1.0		1.0	0.25	ug/L			02/07/17 17:24	1
4-Chlorotoluene	<1.0		1.0	0.35	ug/L			02/07/17 17:24	1
tert-Butylbenzene	<1.0		1.0	0.40	ug/L			02/07/17 17:24	1
1,2,4-Trimethylbenzene	<1.0		1.0	0.36	ug/L			02/07/17 17:24	1
sec-Butylbenzene	<1.0		1.0	0.40	ug/L			02/07/17 17:24	1
1,3-Dichlorobenzene	<1.0		1.0	0.40	ug/L			02/07/17 17:24	1
p-Isopropyltoluene	<1.0		1.0	0.36	ug/L			02/07/17 17:24	1
1,4-Dichlorobenzene	<1.0		1.0	0.36	ug/L			02/07/17 17:24	1
n-Butylbenzene	<1.0		1.0	0.39	ug/L			02/07/17 17:24	1
1,2-Dichlorobenzene	<1.0		1.0	0.33	ug/L			02/07/17 17:24	1
1,2-Dibromo-3-Chloropropane	<5.0		5.0	2.0	ug/L			02/07/17 17:24	1
1,2,4-Trichlorobenzene	<1.0		1.0	0.34	ug/L			02/07/17 17:24	1
Hexachlorobutadiene	<1.0		1.0	0.45	ug/L			02/07/17 17:24	1
Naphthalene	<1.0		1.0	0.34	ug/L			02/07/17 17:24	1
1,2,3-Trichlorobenzene	<1.0		1.0	0.46	ug/L			02/07/17 17:24	1
Surrogate	%Recovery	Qualifier	Limits				Prepared	Analyzed	Dil Fac
1,2-Dichloroethane-d4 (Surr)	96		71 - 127					02/07/17 17:24	1
Toluene-d8 (Surr)	98		75 - 120					02/07/17 17:24	1
4-Bromofluorobenzene (Surr)	95		71 - 120					02/07/17 17:24	1
Dibromofluoromethane	101		70 - 120					02/07/17 17:24	1

Client Sample Results

Client: Weston Solutions, Inc.
Project/Site: Black and Decker

TestAmerica Job ID: 500-123471-1

Client Sample ID: RFW-11B

Lab Sample ID: 500-123471-13

Date Collected: 02/02/17 16:45

Matrix: Water

Date Received: 02/04/17 09:50

Method: 8260B - VOC

Analyte	Result	Qualifier	RL	MDL	Unit	D	Prepared	Analyzed	Dil Fac
Benzene	<0.50		0.50	0.15	ug/L			02/07/17 11:50	1
Dichlorodifluoromethane	<2.0		2.0	0.67	ug/L			02/07/17 11:50	1
Chloromethane	<1.0		1.0	0.32	ug/L			02/07/17 11:50	1
Vinyl chloride	<0.50		0.50	0.20	ug/L			02/07/17 11:50	1
Bromomethane	<2.0		2.0	0.80	ug/L			02/07/17 11:50	1
Chloroethane	<1.0		1.0	0.51	ug/L			02/07/17 11:50	1
Trichlorofluoromethane	<1.0		1.0	0.43	ug/L			02/07/17 11:50	1
1,1-Dichloroethene	<1.0		1.0	0.39	ug/L			02/07/17 11:50	1
Carbon disulfide	<2.0		2.0	0.45	ug/L			02/07/17 11:50	1
Acetone	<5.0		5.0	1.7	ug/L			02/07/17 11:50	1
Methylene Chloride	<5.0		5.0	1.6	ug/L			02/07/17 11:50	1
trans-1,2-Dichloroethene	<1.0		1.0	0.35	ug/L			02/07/17 11:50	1
1,1-Dichloroethane	<1.0		1.0	0.41	ug/L			02/07/17 11:50	1
2,2-Dichloropropane	<1.0		1.0	0.44	ug/L			02/07/17 11:50	1
cis-1,2-Dichloroethene	<1.0		1.0	0.41	ug/L			02/07/17 11:50	1
Methyl Ethyl Ketone	<5.0		5.0	2.1	ug/L			02/07/17 11:50	1
Bromochloromethane	<1.0		1.0	0.43	ug/L			02/07/17 11:50	1
Chloroform	<2.0		2.0	0.37	ug/L			02/07/17 11:50	1
1,1,1-Trichloroethane	<1.0		1.0	0.38	ug/L			02/07/17 11:50	1
1,1-Dichloropropene	<1.0		1.0	0.30	ug/L			02/07/17 11:50	1
Carbon tetrachloride	<1.0		1.0	0.38	ug/L			02/07/17 11:50	1
1,2-Dichloroethane	<1.0		1.0	0.39	ug/L			02/07/17 11:50	1
Trichloroethene	2.0		0.50	0.16	ug/L			02/07/17 11:50	1
1,2-Dichloropropane	<1.0		1.0	0.43	ug/L			02/07/17 11:50	1
Dibromomethane	<1.0		1.0	0.27	ug/L			02/07/17 11:50	1
Bromodichloromethane	<1.0		1.0	0.37	ug/L			02/07/17 11:50	1
cis-1,3-Dichloropropene	<1.0		1.0	0.42	ug/L			02/07/17 11:50	1
methyl isobutyl ketone	<5.0		5.0	2.2	ug/L			02/07/17 11:50	1
Toluene	<0.50		0.50	0.15	ug/L			02/07/17 11:50	1
trans-1,3-Dichloropropene	<1.0		1.0	0.36	ug/L			02/07/17 11:50	1
1,1,2-Trichloroethane	<1.0		1.0	0.35	ug/L			02/07/17 11:50	1
Tetrachloroethene	<1.0		1.0	0.37	ug/L			02/07/17 11:50	1
1,3-Dichloropropane	<1.0		1.0	0.36	ug/L			02/07/17 11:50	1
2-Hexanone	<5.0		5.0	1.6	ug/L			02/07/17 11:50	1
Dibromochloromethane	<1.0		1.0	0.49	ug/L			02/07/17 11:50	1
1,2-Dibromoethane	<1.0		1.0	0.39	ug/L			02/07/17 11:50	1
Chlorobenzene	<1.0		1.0	0.39	ug/L			02/07/17 11:50	1
1,1,1,2-Tetrachloroethane	<1.0		1.0	0.46	ug/L			02/07/17 11:50	1
Ethylbenzene	<0.50		0.50	0.18	ug/L			02/07/17 11:50	1
m&p-Xylene	<1.0		1.0	0.18	ug/L			02/07/17 11:50	1
o-Xylene	<0.50		0.50	0.22	ug/L			02/07/17 11:50	1
Styrene	<1.0		1.0	0.39	ug/L			02/07/17 11:50	1
Bromoform	<1.0		1.0	0.48	ug/L			02/07/17 11:50	1
Isopropylbenzene	<1.0		1.0	0.39	ug/L			02/07/17 11:50	1
Bromobenzene	<1.0		1.0	0.36	ug/L			02/07/17 11:50	1
1,1,1,2,2-Tetrachloroethane	<1.0		1.0	0.40	ug/L			02/07/17 11:50	1
1,2,3-Trichloropropane	<1.0		1.0	0.41	ug/L			02/07/17 11:50	1
N-Propylbenzene	<1.0		1.0	0.41	ug/L			02/07/17 11:50	1
2-Chlorotoluene	<1.0		1.0	0.31	ug/L			02/07/17 11:50	1

TestAmerica Chicago

Client Sample Results

Client: Weston Solutions, Inc.
Project/Site: Black and Decker

TestAmerica Job ID: 500-123471-1

Client Sample ID: RFW-11B

Lab Sample ID: 500-123471-13

Date Collected: 02/02/17 16:45

Matrix: Water

Date Received: 02/04/17 09:50

Method: 8260B - VOC (Continued)

Analyte	Result	Qualifier	RL	MDL	Unit	D	Prepared	Analyzed	Dil Fac
1,3,5-Trimethylbenzene	<1.0		1.0	0.25	ug/L			02/07/17 11:50	1
4-Chlorotoluene	<1.0		1.0	0.35	ug/L			02/07/17 11:50	1
tert-Butylbenzene	<1.0		1.0	0.40	ug/L			02/07/17 11:50	1
1,2,4-Trimethylbenzene	<1.0		1.0	0.36	ug/L			02/07/17 11:50	1
sec-Butylbenzene	<1.0		1.0	0.40	ug/L			02/07/17 11:50	1
1,3-Dichlorobenzene	<1.0		1.0	0.40	ug/L			02/07/17 11:50	1
p-Isopropyltoluene	<1.0		1.0	0.36	ug/L			02/07/17 11:50	1
1,4-Dichlorobenzene	<1.0		1.0	0.36	ug/L			02/07/17 11:50	1
n-Butylbenzene	<1.0		1.0	0.39	ug/L			02/07/17 11:50	1
1,2-Dichlorobenzene	<1.0		1.0	0.33	ug/L			02/07/17 11:50	1
1,2-Dibromo-3-Chloropropane	<5.0		5.0	2.0	ug/L			02/07/17 11:50	1
1,2,4-Trichlorobenzene	<1.0		1.0	0.34	ug/L			02/07/17 11:50	1
Hexachlorobutadiene	<1.0		1.0	0.45	ug/L			02/07/17 11:50	1
Naphthalene	<1.0		1.0	0.34	ug/L			02/07/17 11:50	1
1,2,3-Trichlorobenzene	<1.0		1.0	0.46	ug/L			02/07/17 11:50	1

Surrogate	%Recovery	Qualifier	Limits	Prepared	Analyzed	Dil Fac
1,2-Dichloroethane-d4 (Surr)	118		71 - 127		02/07/17 11:50	1
Toluene-d8 (Surr)	90		75 - 120		02/07/17 11:50	1
4-Bromofluorobenzene (Surr)	95		71 - 120		02/07/17 11:50	1
Dibromofluoromethane	91		70 - 120		02/07/17 11:50	1

Client Sample Results

Client: Weston Solutions, Inc.
Project/Site: Black and Decker

TestAmerica Job ID: 500-123471-1

Client Sample ID: RFW-12B

Lab Sample ID: 500-123471-14

Date Collected: 02/02/17 18:20

Matrix: Water

Date Received: 02/04/17 09:50

Method: 8260B - VOC

Analyte	Result	Qualifier	RL	MDL	Unit	D	Prepared	Analyzed	Dil Fac
Benzene	<0.50		0.50	0.15	ug/L			02/07/17 12:17	1
Dichlorodifluoromethane	<2.0		2.0	0.67	ug/L			02/07/17 12:17	1
Chloromethane	<1.0		1.0	0.32	ug/L			02/07/17 12:17	1
Vinyl chloride	<0.50		0.50	0.20	ug/L			02/07/17 12:17	1
Bromomethane	<2.0		2.0	0.80	ug/L			02/07/17 12:17	1
Chloroethane	<1.0		1.0	0.51	ug/L			02/07/17 12:17	1
Trichlorofluoromethane	<1.0		1.0	0.43	ug/L			02/07/17 12:17	1
1,1-Dichloroethene	<1.0		1.0	0.39	ug/L			02/07/17 12:17	1
Carbon disulfide	<2.0		2.0	0.45	ug/L			02/07/17 12:17	1
Acetone	<5.0		5.0	1.7	ug/L			02/07/17 12:17	1
Methylene Chloride	<5.0		5.0	1.6	ug/L			02/07/17 12:17	1
trans-1,2-Dichloroethene	<1.0		1.0	0.35	ug/L			02/07/17 12:17	1
1,1-Dichloroethane	<1.0		1.0	0.41	ug/L			02/07/17 12:17	1
2,2-Dichloropropane	<1.0		1.0	0.44	ug/L			02/07/17 12:17	1
cis-1,2-Dichloroethene	<1.0		1.0	0.41	ug/L			02/07/17 12:17	1
Methyl Ethyl Ketone	<5.0		5.0	2.1	ug/L			02/07/17 12:17	1
Bromochloromethane	<1.0		1.0	0.43	ug/L			02/07/17 12:17	1
Chloroform	<2.0		2.0	0.37	ug/L			02/07/17 12:17	1
1,1,1-Trichloroethane	<1.0		1.0	0.38	ug/L			02/07/17 12:17	1
1,1-Dichloropropene	<1.0		1.0	0.30	ug/L			02/07/17 12:17	1
Carbon tetrachloride	<1.0		1.0	0.38	ug/L			02/07/17 12:17	1
1,2-Dichloroethane	<1.0		1.0	0.39	ug/L			02/07/17 12:17	1
Trichloroethene	43		0.50	0.16	ug/L			02/07/17 12:17	1
1,2-Dichloropropane	<1.0		1.0	0.43	ug/L			02/07/17 12:17	1
Dibromomethane	<1.0		1.0	0.27	ug/L			02/07/17 12:17	1
Bromodichloromethane	<1.0		1.0	0.37	ug/L			02/07/17 12:17	1
cis-1,3-Dichloropropene	<1.0		1.0	0.42	ug/L			02/07/17 12:17	1
methyl isobutyl ketone	<5.0		5.0	2.2	ug/L			02/07/17 12:17	1
Toluene	<0.50		0.50	0.15	ug/L			02/07/17 12:17	1
trans-1,3-Dichloropropene	<1.0		1.0	0.36	ug/L			02/07/17 12:17	1
1,1,2-Trichloroethane	<1.0		1.0	0.35	ug/L			02/07/17 12:17	1
Tetrachloroethene	3.0		1.0	0.37	ug/L			02/07/17 12:17	1
1,3-Dichloropropane	<1.0		1.0	0.36	ug/L			02/07/17 12:17	1
2-Hexanone	<5.0		5.0	1.6	ug/L			02/07/17 12:17	1
Dibromochloromethane	<1.0		1.0	0.49	ug/L			02/07/17 12:17	1
1,2-Dibromoethane	<1.0		1.0	0.39	ug/L			02/07/17 12:17	1
Chlorobenzene	<1.0		1.0	0.39	ug/L			02/07/17 12:17	1
1,1,1,2-Tetrachloroethane	<1.0		1.0	0.46	ug/L			02/07/17 12:17	1
Ethylbenzene	<0.50		0.50	0.18	ug/L			02/07/17 12:17	1
m&p-Xylene	<1.0		1.0	0.18	ug/L			02/07/17 12:17	1
o-Xylene	<0.50		0.50	0.22	ug/L			02/07/17 12:17	1
Styrene	<1.0		1.0	0.39	ug/L			02/07/17 12:17	1
Bromoform	<1.0		1.0	0.48	ug/L			02/07/17 12:17	1
Isopropylbenzene	<1.0		1.0	0.39	ug/L			02/07/17 12:17	1
Bromobenzene	<1.0		1.0	0.36	ug/L			02/07/17 12:17	1
1,1,2,2-Tetrachloroethane	<1.0		1.0	0.40	ug/L			02/07/17 12:17	1
1,2,3-Trichloropropane	<1.0		1.0	0.41	ug/L			02/07/17 12:17	1
N-Propylbenzene	<1.0		1.0	0.41	ug/L			02/07/17 12:17	1
2-Chlorotoluene	<1.0		1.0	0.31	ug/L			02/07/17 12:17	1

TestAmerica Chicago

Client Sample Results

Client: Weston Solutions, Inc.
Project/Site: Black and Decker

TestAmerica Job ID: 500-123471-1

Client Sample ID: RFW-12B

Lab Sample ID: 500-123471-14

Date Collected: 02/02/17 18:20

Matrix: Water

Date Received: 02/04/17 09:50

Method: 8260B - VOC (Continued)

Analyte	Result	Qualifier	RL	MDL	Unit	D	Prepared	Analyzed	Dil Fac
1,3,5-Trimethylbenzene	<1.0		1.0	0.25	ug/L			02/07/17 12:17	1
4-Chlorotoluene	<1.0		1.0	0.35	ug/L			02/07/17 12:17	1
tert-Butylbenzene	<1.0		1.0	0.40	ug/L			02/07/17 12:17	1
1,2,4-Trimethylbenzene	<1.0		1.0	0.36	ug/L			02/07/17 12:17	1
sec-Butylbenzene	<1.0		1.0	0.40	ug/L			02/07/17 12:17	1
1,3-Dichlorobenzene	<1.0		1.0	0.40	ug/L			02/07/17 12:17	1
p-Isopropyltoluene	<1.0		1.0	0.36	ug/L			02/07/17 12:17	1
1,4-Dichlorobenzene	<1.0		1.0	0.36	ug/L			02/07/17 12:17	1
n-Butylbenzene	<1.0		1.0	0.39	ug/L			02/07/17 12:17	1
1,2-Dichlorobenzene	<1.0		1.0	0.33	ug/L			02/07/17 12:17	1
1,2-Dibromo-3-Chloropropane	<5.0		5.0	2.0	ug/L			02/07/17 12:17	1
1,2,4-Trichlorobenzene	<1.0		1.0	0.34	ug/L			02/07/17 12:17	1
Hexachlorobutadiene	<1.0		1.0	0.45	ug/L			02/07/17 12:17	1
Naphthalene	<1.0		1.0	0.34	ug/L			02/07/17 12:17	1
1,2,3-Trichlorobenzene	<1.0		1.0	0.46	ug/L			02/07/17 12:17	1

Surrogate	%Recovery	Qualifier	Limits	Prepared	Analyzed	Dil Fac
1,2-Dichloroethane-d4 (Surr)	117		71 - 127		02/07/17 12:17	1
Toluene-d8 (Surr)	92		75 - 120		02/07/17 12:17	1
4-Bromofluorobenzene (Surr)	95		71 - 120		02/07/17 12:17	1
Dibromofluoromethane	90		70 - 120		02/07/17 12:17	1

Client Sample Results

Client: Weston Solutions, Inc.
Project/Site: Black and Decker

TestAmerica Job ID: 500-123471-1

Client Sample ID: RFW-13

Lab Sample ID: 500-123471-15

Date Collected: 02/02/17 15:55

Matrix: Water

Date Received: 02/04/17 09:50

Method: 8260B - VOC

Analyte	Result	Qualifier	RL	MDL	Unit	D	Prepared	Analyzed	Dil Fac
Benzene	<0.50		0.50	0.15	ug/L			02/07/17 13:40	1
Dichlorodifluoromethane	<2.0		2.0	0.67	ug/L			02/07/17 13:40	1
Chloromethane	<1.0		1.0	0.32	ug/L			02/07/17 13:40	1
Vinyl chloride	<0.50		0.50	0.20	ug/L			02/07/17 13:40	1
Bromomethane	<2.0		2.0	0.80	ug/L			02/07/17 13:40	1
Chloroethane	<1.0		1.0	0.51	ug/L			02/07/17 13:40	1
Trichlorofluoromethane	<1.0		1.0	0.43	ug/L			02/07/17 13:40	1
1,1-Dichloroethene	<1.0		1.0	0.39	ug/L			02/07/17 13:40	1
Carbon disulfide	<2.0		2.0	0.45	ug/L			02/07/17 13:40	1
Acetone	<5.0		5.0	1.7	ug/L			02/07/17 13:40	1
Methylene Chloride	<5.0		5.0	1.6	ug/L			02/07/17 13:40	1
trans-1,2-Dichloroethene	<1.0		1.0	0.35	ug/L			02/07/17 13:40	1
1,1-Dichloroethane	<1.0		1.0	0.41	ug/L			02/07/17 13:40	1
2,2-Dichloropropane	<1.0		1.0	0.44	ug/L			02/07/17 13:40	1
cis-1,2-Dichloroethene	0.90	J	1.0	0.41	ug/L			02/07/17 13:40	1
Methyl Ethyl Ketone	<5.0		5.0	2.1	ug/L			02/07/17 13:40	1
Bromochloromethane	<1.0		1.0	0.43	ug/L			02/07/17 13:40	1
Chloroform	<2.0		2.0	0.37	ug/L			02/07/17 13:40	1
1,1,1-Trichloroethane	<1.0		1.0	0.38	ug/L			02/07/17 13:40	1
1,1-Dichloropropene	<1.0		1.0	0.30	ug/L			02/07/17 13:40	1
Carbon tetrachloride	<1.0		1.0	0.38	ug/L			02/07/17 13:40	1
1,2-Dichloroethane	<1.0		1.0	0.39	ug/L			02/07/17 13:40	1
Trichloroethene	2.1		0.50	0.16	ug/L			02/07/17 13:40	1
1,2-Dichloropropane	<1.0		1.0	0.43	ug/L			02/07/17 13:40	1
Dibromomethane	<1.0		1.0	0.27	ug/L			02/07/17 13:40	1
Bromodichloromethane	<1.0		1.0	0.37	ug/L			02/07/17 13:40	1
cis-1,3-Dichloropropene	<1.0		1.0	0.42	ug/L			02/07/17 13:40	1
methyl isobutyl ketone	<5.0		5.0	2.2	ug/L			02/07/17 13:40	1
Toluene	<0.50		0.50	0.15	ug/L			02/07/17 13:40	1
trans-1,3-Dichloropropene	<1.0		1.0	0.36	ug/L			02/07/17 13:40	1
1,1,2-Trichloroethane	<1.0		1.0	0.35	ug/L			02/07/17 13:40	1
Tetrachloroethene	14		1.0	0.37	ug/L			02/07/17 13:40	1
1,3-Dichloropropane	<1.0		1.0	0.36	ug/L			02/07/17 13:40	1
2-Hexanone	<5.0		5.0	1.6	ug/L			02/07/17 13:40	1
Dibromochloromethane	<1.0		1.0	0.49	ug/L			02/07/17 13:40	1
1,2-Dibromoethane	<1.0		1.0	0.39	ug/L			02/07/17 13:40	1
Chlorobenzene	<1.0		1.0	0.39	ug/L			02/07/17 13:40	1
1,1,1,2-Tetrachloroethane	<1.0		1.0	0.46	ug/L			02/07/17 13:40	1
Ethylbenzene	<0.50		0.50	0.18	ug/L			02/07/17 13:40	1
m&p-Xylene	<1.0		1.0	0.18	ug/L			02/07/17 13:40	1
o-Xylene	<0.50		0.50	0.22	ug/L			02/07/17 13:40	1
Styrene	<1.0		1.0	0.39	ug/L			02/07/17 13:40	1
Bromoform	<1.0		1.0	0.48	ug/L			02/07/17 13:40	1
Isopropylbenzene	<1.0		1.0	0.39	ug/L			02/07/17 13:40	1
Bromobenzene	<1.0		1.0	0.36	ug/L			02/07/17 13:40	1
1,1,2,2-Tetrachloroethane	<1.0		1.0	0.40	ug/L			02/07/17 13:40	1
1,2,3-Trichloropropane	<1.0		1.0	0.41	ug/L			02/07/17 13:40	1
N-Propylbenzene	<1.0		1.0	0.41	ug/L			02/07/17 13:40	1
2-Chlorotoluene	<1.0		1.0	0.31	ug/L			02/07/17 13:40	1

TestAmerica Chicago

Client Sample Results

Client: Weston Solutions, Inc.
Project/Site: Black and Decker

TestAmerica Job ID: 500-123471-1

Client Sample ID: RFW-13

Lab Sample ID: 500-123471-15

Date Collected: 02/02/17 15:55

Matrix: Water

Date Received: 02/04/17 09:50

Method: 8260B - VOC (Continued)

Analyte	Result	Qualifier	RL	MDL	Unit	D	Prepared	Analyzed	Dil Fac
1,3,5-Trimethylbenzene	<1.0		1.0	0.25	ug/L			02/07/17 13:40	1
4-Chlorotoluene	<1.0		1.0	0.35	ug/L			02/07/17 13:40	1
tert-Butylbenzene	<1.0		1.0	0.40	ug/L			02/07/17 13:40	1
1,2,4-Trimethylbenzene	<1.0		1.0	0.36	ug/L			02/07/17 13:40	1
sec-Butylbenzene	<1.0		1.0	0.40	ug/L			02/07/17 13:40	1
1,3-Dichlorobenzene	<1.0		1.0	0.40	ug/L			02/07/17 13:40	1
p-Isopropyltoluene	<1.0		1.0	0.36	ug/L			02/07/17 13:40	1
1,4-Dichlorobenzene	<1.0		1.0	0.36	ug/L			02/07/17 13:40	1
n-Butylbenzene	<1.0		1.0	0.39	ug/L			02/07/17 13:40	1
1,2-Dichlorobenzene	<1.0		1.0	0.33	ug/L			02/07/17 13:40	1
1,2-Dibromo-3-Chloropropane	<5.0		5.0	2.0	ug/L			02/07/17 13:40	1
1,2,4-Trichlorobenzene	<1.0		1.0	0.34	ug/L			02/07/17 13:40	1
Hexachlorobutadiene	<1.0		1.0	0.45	ug/L			02/07/17 13:40	1
Naphthalene	<1.0		1.0	0.34	ug/L			02/07/17 13:40	1
1,2,3-Trichlorobenzene	<1.0		1.0	0.46	ug/L			02/07/17 13:40	1

Surrogate	%Recovery	Qualifier	Limits	Prepared	Analyzed	Dil Fac
1,2-Dichloroethane-d4 (Surr)	115		71 - 127		02/07/17 13:40	1
Toluene-d8 (Surr)	91		75 - 120		02/07/17 13:40	1
4-Bromofluorobenzene (Surr)	95		71 - 120		02/07/17 13:40	1
Dibromofluoromethane	92		70 - 120		02/07/17 13:40	1

Client Sample Results

Client: Weston Solutions, Inc.
Project/Site: Black and Decker

TestAmerica Job ID: 500-123471-1

Client Sample ID: RFW-17

Lab Sample ID: 500-123471-16

Date Collected: 02/02/17 15:00

Matrix: Water

Date Received: 02/04/17 09:50

Method: 8260B - VOC

Analyte	Result	Qualifier	RL	MDL	Unit	D	Prepared	Analyzed	Dil Fac
Benzene	1.4		0.50	0.15	ug/L			02/07/17 14:06	1
Dichlorodifluoromethane	<2.0		2.0	0.67	ug/L			02/07/17 14:06	1
Chloromethane	<1.0		1.0	0.32	ug/L			02/07/17 14:06	1
Vinyl chloride	<0.50		0.50	0.20	ug/L			02/07/17 14:06	1
Bromomethane	<2.0		2.0	0.80	ug/L			02/07/17 14:06	1
Chloroethane	<1.0		1.0	0.51	ug/L			02/07/17 14:06	1
Trichlorofluoromethane	<1.0		1.0	0.43	ug/L			02/07/17 14:06	1
1,1-Dichloroethene	<1.0		1.0	0.39	ug/L			02/07/17 14:06	1
Carbon disulfide	<2.0		2.0	0.45	ug/L			02/07/17 14:06	1
Acetone	<5.0		5.0	1.7	ug/L			02/07/17 14:06	1
Methylene Chloride	<5.0		5.0	1.6	ug/L			02/07/17 14:06	1
trans-1,2-Dichloroethene	<1.0		1.0	0.35	ug/L			02/07/17 14:06	1
1,1-Dichloroethane	<1.0		1.0	0.41	ug/L			02/07/17 14:06	1
2,2-Dichloropropane	<1.0		1.0	0.44	ug/L			02/07/17 14:06	1
cis-1,2-Dichloroethene	<1.0		1.0	0.41	ug/L			02/07/17 14:06	1
Methyl Ethyl Ketone	<5.0		5.0	2.1	ug/L			02/07/17 14:06	1
Bromochloromethane	<1.0		1.0	0.43	ug/L			02/07/17 14:06	1
Chloroform	<2.0		2.0	0.37	ug/L			02/07/17 14:06	1
1,1,1-Trichloroethane	<1.0		1.0	0.38	ug/L			02/07/17 14:06	1
1,1-Dichloropropene	<1.0		1.0	0.30	ug/L			02/07/17 14:06	1
Carbon tetrachloride	<1.0		1.0	0.38	ug/L			02/07/17 14:06	1
1,2-Dichloroethane	<1.0		1.0	0.39	ug/L			02/07/17 14:06	1
Trichloroethene	<0.50		0.50	0.16	ug/L			02/07/17 14:06	1
1,2-Dichloropropane	<1.0		1.0	0.43	ug/L			02/07/17 14:06	1
Dibromomethane	<1.0		1.0	0.27	ug/L			02/07/17 14:06	1
Bromodichloromethane	<1.0		1.0	0.37	ug/L			02/07/17 14:06	1
cis-1,3-Dichloropropene	<1.0		1.0	0.42	ug/L			02/07/17 14:06	1
methyl isobutyl ketone	<5.0		5.0	2.2	ug/L			02/07/17 14:06	1
Toluene	<0.50		0.50	0.15	ug/L			02/07/17 14:06	1
trans-1,3-Dichloropropene	<1.0		1.0	0.36	ug/L			02/07/17 14:06	1
1,1,2-Trichloroethane	<1.0		1.0	0.35	ug/L			02/07/17 14:06	1
Tetrachloroethene	<1.0		1.0	0.37	ug/L			02/07/17 14:06	1
1,3-Dichloropropane	<1.0		1.0	0.36	ug/L			02/07/17 14:06	1
2-Hexanone	<5.0		5.0	1.6	ug/L			02/07/17 14:06	1
Dibromochloromethane	<1.0		1.0	0.49	ug/L			02/07/17 14:06	1
1,2-Dibromoethane	<1.0		1.0	0.39	ug/L			02/07/17 14:06	1
Chlorobenzene	<1.0		1.0	0.39	ug/L			02/07/17 14:06	1
1,1,1,2-Tetrachloroethane	<1.0		1.0	0.46	ug/L			02/07/17 14:06	1
Ethylbenzene	<0.50		0.50	0.18	ug/L			02/07/17 14:06	1
m&p-Xylene	<1.0		1.0	0.18	ug/L			02/07/17 14:06	1
o-Xylene	<0.50		0.50	0.22	ug/L			02/07/17 14:06	1
Styrene	<1.0		1.0	0.39	ug/L			02/07/17 14:06	1
Bromoform	<1.0		1.0	0.48	ug/L			02/07/17 14:06	1
Isopropylbenzene	<1.0		1.0	0.39	ug/L			02/07/17 14:06	1
Bromobenzene	<1.0		1.0	0.36	ug/L			02/07/17 14:06	1
1,1,2,2-Tetrachloroethane	<1.0		1.0	0.40	ug/L			02/07/17 14:06	1
1,2,3-Trichloropropane	<1.0		1.0	0.41	ug/L			02/07/17 14:06	1
N-Propylbenzene	<1.0		1.0	0.41	ug/L			02/07/17 14:06	1
2-Chlorotoluene	<1.0		1.0	0.31	ug/L			02/07/17 14:06	1

TestAmerica Chicago

Client Sample Results

Client: Weston Solutions, Inc.
 Project/Site: Black and Decker

TestAmerica Job ID: 500-123471-1

Client Sample ID: RFW-17

Lab Sample ID: 500-123471-16

Date Collected: 02/02/17 15:00

Matrix: Water

Date Received: 02/04/17 09:50

Method: 8260B - VOC (Continued)

Analyte	Result	Qualifier	RL	MDL	Unit	D	Prepared	Analyzed	Dil Fac
1,3,5-Trimethylbenzene	<1.0		1.0	0.25	ug/L			02/07/17 14:06	1
4-Chlorotoluene	<1.0		1.0	0.35	ug/L			02/07/17 14:06	1
tert-Butylbenzene	<1.0		1.0	0.40	ug/L			02/07/17 14:06	1
1,2,4-Trimethylbenzene	<1.0		1.0	0.36	ug/L			02/07/17 14:06	1
sec-Butylbenzene	<1.0		1.0	0.40	ug/L			02/07/17 14:06	1
1,3-Dichlorobenzene	<1.0		1.0	0.40	ug/L			02/07/17 14:06	1
p-Isopropyltoluene	<1.0		1.0	0.36	ug/L			02/07/17 14:06	1
1,4-Dichlorobenzene	<1.0		1.0	0.36	ug/L			02/07/17 14:06	1
n-Butylbenzene	<1.0		1.0	0.39	ug/L			02/07/17 14:06	1
1,2-Dichlorobenzene	<1.0		1.0	0.33	ug/L			02/07/17 14:06	1
1,2-Dibromo-3-Chloropropane	<5.0		5.0	2.0	ug/L			02/07/17 14:06	1
1,2,4-Trichlorobenzene	<1.0		1.0	0.34	ug/L			02/07/17 14:06	1
Hexachlorobutadiene	<1.0		1.0	0.45	ug/L			02/07/17 14:06	1
Naphthalene	<1.0		1.0	0.34	ug/L			02/07/17 14:06	1
1,2,3-Trichlorobenzene	<1.0		1.0	0.46	ug/L			02/07/17 14:06	1
Surrogate	%Recovery	Qualifier	Limits				Prepared	Analyzed	Dil Fac
1,2-Dichloroethane-d4 (Surr)	117		71 - 127					02/07/17 14:06	1
Toluene-d8 (Surr)	92		75 - 120					02/07/17 14:06	1
4-Bromofluorobenzene (Surr)	96		71 - 120					02/07/17 14:06	1
Dibromofluoromethane	90		70 - 120					02/07/17 14:06	1

Client Sample Results

Client: Weston Solutions, Inc.
Project/Site: Black and Decker

TestAmerica Job ID: 500-123471-1

Client Sample ID: EW-2

Lab Sample ID: 500-123471-17

Date Collected: 02/03/17 11:45

Matrix: Water

Date Received: 02/04/17 09:50

Method: 8260B - VOC

Analyte	Result	Qualifier	RL	MDL	Unit	D	Prepared	Analyzed	Dil Fac
Benzene	<0.50		0.50	0.15	ug/L			02/07/17 14:33	1
Dichlorodifluoromethane	<2.0		2.0	0.67	ug/L			02/07/17 14:33	1
Chloromethane	<1.0		1.0	0.32	ug/L			02/07/17 14:33	1
Vinyl chloride	<0.50		0.50	0.20	ug/L			02/07/17 14:33	1
Bromomethane	<2.0		2.0	0.80	ug/L			02/07/17 14:33	1
Chloroethane	<1.0		1.0	0.51	ug/L			02/07/17 14:33	1
Trichlorofluoromethane	<1.0		1.0	0.43	ug/L			02/07/17 14:33	1
1,1-Dichloroethene	<1.0		1.0	0.39	ug/L			02/07/17 14:33	1
Carbon disulfide	<2.0		2.0	0.45	ug/L			02/07/17 14:33	1
Acetone	<5.0		5.0	1.7	ug/L			02/07/17 14:33	1
Methylene Chloride	<5.0		5.0	1.6	ug/L			02/07/17 14:33	1
trans-1,2-Dichloroethene	<1.0		1.0	0.35	ug/L			02/07/17 14:33	1
1,1-Dichloroethane	<1.0		1.0	0.41	ug/L			02/07/17 14:33	1
2,2-Dichloropropane	<1.0		1.0	0.44	ug/L			02/07/17 14:33	1
cis-1,2-Dichloroethene	3.5		1.0	0.41	ug/L			02/07/17 14:33	1
Methyl Ethyl Ketone	<5.0		5.0	2.1	ug/L			02/07/17 14:33	1
Bromochloromethane	<1.0		1.0	0.43	ug/L			02/07/17 14:33	1
Chloroform	<2.0		2.0	0.37	ug/L			02/07/17 14:33	1
1,1,1-Trichloroethane	<1.0		1.0	0.38	ug/L			02/07/17 14:33	1
1,1-Dichloropropene	<1.0		1.0	0.30	ug/L			02/07/17 14:33	1
Carbon tetrachloride	<1.0		1.0	0.38	ug/L			02/07/17 14:33	1
1,2-Dichloroethane	<1.0		1.0	0.39	ug/L			02/07/17 14:33	1
Trichloroethene	95		0.50	0.16	ug/L			02/07/17 14:33	1
1,2-Dichloropropane	<1.0		1.0	0.43	ug/L			02/07/17 14:33	1
Dibromomethane	<1.0		1.0	0.27	ug/L			02/07/17 14:33	1
Bromodichloromethane	<1.0		1.0	0.37	ug/L			02/07/17 14:33	1
cis-1,3-Dichloropropene	<1.0		1.0	0.42	ug/L			02/07/17 14:33	1
methyl isobutyl ketone	<5.0		5.0	2.2	ug/L			02/07/17 14:33	1
Toluene	<0.50		0.50	0.15	ug/L			02/07/17 14:33	1
trans-1,3-Dichloropropene	<1.0		1.0	0.36	ug/L			02/07/17 14:33	1
1,1,2-Trichloroethane	<1.0		1.0	0.35	ug/L			02/07/17 14:33	1
Tetrachloroethene	53		1.0	0.37	ug/L			02/07/17 14:33	1
1,3-Dichloropropane	<1.0		1.0	0.36	ug/L			02/07/17 14:33	1
2-Hexanone	<5.0		5.0	1.6	ug/L			02/07/17 14:33	1
Dibromochloromethane	<1.0		1.0	0.49	ug/L			02/07/17 14:33	1
1,2-Dibromoethane	<1.0		1.0	0.39	ug/L			02/07/17 14:33	1
Chlorobenzene	<1.0		1.0	0.39	ug/L			02/07/17 14:33	1
1,1,1,2-Tetrachloroethane	<1.0		1.0	0.46	ug/L			02/07/17 14:33	1
Ethylbenzene	<0.50		0.50	0.18	ug/L			02/07/17 14:33	1
m&p-Xylene	<1.0		1.0	0.18	ug/L			02/07/17 14:33	1
o-Xylene	<0.50		0.50	0.22	ug/L			02/07/17 14:33	1
Styrene	<1.0		1.0	0.39	ug/L			02/07/17 14:33	1
Bromoform	<1.0		1.0	0.48	ug/L			02/07/17 14:33	1
Isopropylbenzene	<1.0		1.0	0.39	ug/L			02/07/17 14:33	1
Bromobenzene	<1.0		1.0	0.36	ug/L			02/07/17 14:33	1
1,1,2,2-Tetrachloroethane	<1.0		1.0	0.40	ug/L			02/07/17 14:33	1
1,2,3-Trichloropropane	<1.0		1.0	0.41	ug/L			02/07/17 14:33	1
N-Propylbenzene	<1.0		1.0	0.41	ug/L			02/07/17 14:33	1
2-Chlorotoluene	<1.0		1.0	0.31	ug/L			02/07/17 14:33	1

TestAmerica Chicago

Client Sample Results

Client: Weston Solutions, Inc.
Project/Site: Black and Decker

TestAmerica Job ID: 500-123471-1

Client Sample ID: EW-2

Lab Sample ID: 500-123471-17

Date Collected: 02/03/17 11:45

Matrix: Water

Date Received: 02/04/17 09:50

Method: 8260B - VOC (Continued)

Analyte	Result	Qualifier	RL	MDL	Unit	D	Prepared	Analyzed	Dil Fac
1,3,5-Trimethylbenzene	<1.0		1.0	0.25	ug/L			02/07/17 14:33	1
4-Chlorotoluene	<1.0		1.0	0.35	ug/L			02/07/17 14:33	1
tert-Butylbenzene	<1.0		1.0	0.40	ug/L			02/07/17 14:33	1
1,2,4-Trimethylbenzene	<1.0		1.0	0.36	ug/L			02/07/17 14:33	1
sec-Butylbenzene	<1.0		1.0	0.40	ug/L			02/07/17 14:33	1
1,3-Dichlorobenzene	<1.0		1.0	0.40	ug/L			02/07/17 14:33	1
p-Isopropyltoluene	<1.0		1.0	0.36	ug/L			02/07/17 14:33	1
1,4-Dichlorobenzene	<1.0		1.0	0.36	ug/L			02/07/17 14:33	1
n-Butylbenzene	<1.0		1.0	0.39	ug/L			02/07/17 14:33	1
1,2-Dichlorobenzene	<1.0		1.0	0.33	ug/L			02/07/17 14:33	1
1,2-Dibromo-3-Chloropropane	<5.0		5.0	2.0	ug/L			02/07/17 14:33	1
1,2,4-Trichlorobenzene	<1.0		1.0	0.34	ug/L			02/07/17 14:33	1
Hexachlorobutadiene	<1.0		1.0	0.45	ug/L			02/07/17 14:33	1
Naphthalene	<1.0		1.0	0.34	ug/L			02/07/17 14:33	1
1,2,3-Trichlorobenzene	<1.0		1.0	0.46	ug/L			02/07/17 14:33	1

Surrogate	%Recovery	Qualifier	Limits	Prepared	Analyzed	Dil Fac
1,2-Dichloroethane-d4 (Surr)	114		71 - 127		02/07/17 14:33	1
Toluene-d8 (Surr)	92		75 - 120		02/07/17 14:33	1
4-Bromofluorobenzene (Surr)	99		71 - 120		02/07/17 14:33	1
Dibromofluoromethane	92		70 - 120		02/07/17 14:33	1

Client Sample Results

Client: Weston Solutions, Inc.
Project/Site: Black and Decker

TestAmerica Job ID: 500-123471-1

Client Sample ID: EW-3

Lab Sample ID: 500-123471-18

Date Collected: 02/03/17 11:20

Matrix: Water

Date Received: 02/04/17 09:50

Method: 8260B - VOC

Analyte	Result	Qualifier	RL	MDL	Unit	D	Prepared	Analyzed	Dil Fac
Benzene	<0.50		0.50	0.15	ug/L			02/07/17 14:59	1
Dichlorodifluoromethane	<2.0		2.0	0.67	ug/L			02/07/17 14:59	1
Chloromethane	<1.0		1.0	0.32	ug/L			02/07/17 14:59	1
Vinyl chloride	<0.50		0.50	0.20	ug/L			02/07/17 14:59	1
Bromomethane	<2.0		2.0	0.80	ug/L			02/07/17 14:59	1
Chloroethane	<1.0		1.0	0.51	ug/L			02/07/17 14:59	1
Trichlorofluoromethane	<1.0		1.0	0.43	ug/L			02/07/17 14:59	1
1,1-Dichloroethene	<1.0		1.0	0.39	ug/L			02/07/17 14:59	1
Carbon disulfide	<2.0		2.0	0.45	ug/L			02/07/17 14:59	1
Acetone	<5.0		5.0	1.7	ug/L			02/07/17 14:59	1
Methylene Chloride	<5.0		5.0	1.6	ug/L			02/07/17 14:59	1
trans-1,2-Dichloroethene	<1.0		1.0	0.35	ug/L			02/07/17 14:59	1
1,1-Dichloroethane	<1.0		1.0	0.41	ug/L			02/07/17 14:59	1
2,2-Dichloropropane	<1.0		1.0	0.44	ug/L			02/07/17 14:59	1
cis-1,2-Dichloroethene	1.6		1.0	0.41	ug/L			02/07/17 14:59	1
Methyl Ethyl Ketone	<5.0		5.0	2.1	ug/L			02/07/17 14:59	1
Bromochloromethane	<1.0		1.0	0.43	ug/L			02/07/17 14:59	1
Chloroform	<2.0		2.0	0.37	ug/L			02/07/17 14:59	1
1,1,1-Trichloroethane	<1.0		1.0	0.38	ug/L			02/07/17 14:59	1
1,1-Dichloropropene	<1.0		1.0	0.30	ug/L			02/07/17 14:59	1
Carbon tetrachloride	<1.0		1.0	0.38	ug/L			02/07/17 14:59	1
1,2-Dichloroethane	<1.0		1.0	0.39	ug/L			02/07/17 14:59	1
Trichloroethene	22		0.50	0.16	ug/L			02/07/17 14:59	1
1,2-Dichloropropane	<1.0		1.0	0.43	ug/L			02/07/17 14:59	1
Dibromomethane	<1.0		1.0	0.27	ug/L			02/07/17 14:59	1
Bromodichloromethane	<1.0		1.0	0.37	ug/L			02/07/17 14:59	1
cis-1,3-Dichloropropene	<1.0		1.0	0.42	ug/L			02/07/17 14:59	1
methyl isobutyl ketone	<5.0		5.0	2.2	ug/L			02/07/17 14:59	1
Toluene	<0.50		0.50	0.15	ug/L			02/07/17 14:59	1
trans-1,3-Dichloropropene	<1.0		1.0	0.36	ug/L			02/07/17 14:59	1
1,1,2-Trichloroethane	<1.0		1.0	0.35	ug/L			02/07/17 14:59	1
Tetrachloroethene	1.1		1.0	0.37	ug/L			02/07/17 14:59	1
1,3-Dichloropropane	<1.0		1.0	0.36	ug/L			02/07/17 14:59	1
2-Hexanone	<5.0		5.0	1.6	ug/L			02/07/17 14:59	1
Dibromochloromethane	<1.0		1.0	0.49	ug/L			02/07/17 14:59	1
1,2-Dibromoethane	<1.0		1.0	0.39	ug/L			02/07/17 14:59	1
Chlorobenzene	<1.0		1.0	0.39	ug/L			02/07/17 14:59	1
1,1,1,2-Tetrachloroethane	<1.0		1.0	0.46	ug/L			02/07/17 14:59	1
Ethylbenzene	<0.50		0.50	0.18	ug/L			02/07/17 14:59	1
m&p-Xylene	<1.0		1.0	0.18	ug/L			02/07/17 14:59	1
o-Xylene	<0.50		0.50	0.22	ug/L			02/07/17 14:59	1
Styrene	<1.0		1.0	0.39	ug/L			02/07/17 14:59	1
Bromoform	<1.0		1.0	0.48	ug/L			02/07/17 14:59	1
Isopropylbenzene	<1.0		1.0	0.39	ug/L			02/07/17 14:59	1
Bromobenzene	<1.0		1.0	0.36	ug/L			02/07/17 14:59	1
1,1,2,2-Tetrachloroethane	<1.0		1.0	0.40	ug/L			02/07/17 14:59	1
1,2,3-Trichloropropane	<1.0		1.0	0.41	ug/L			02/07/17 14:59	1
N-Propylbenzene	<1.0		1.0	0.41	ug/L			02/07/17 14:59	1
2-Chlorotoluene	<1.0		1.0	0.31	ug/L			02/07/17 14:59	1

TestAmerica Chicago

Client Sample Results

Client: Weston Solutions, Inc.
Project/Site: Black and Decker

TestAmerica Job ID: 500-123471-1

Client Sample ID: EW-3

Lab Sample ID: 500-123471-18

Date Collected: 02/03/17 11:20

Matrix: Water

Date Received: 02/04/17 09:50

Method: 8260B - VOC (Continued)

Analyte	Result	Qualifier	RL	MDL	Unit	D	Prepared	Analyzed	Dil Fac
1,3,5-Trimethylbenzene	<1.0		1.0	0.25	ug/L			02/07/17 14:59	1
4-Chlorotoluene	<1.0		1.0	0.35	ug/L			02/07/17 14:59	1
tert-Butylbenzene	<1.0		1.0	0.40	ug/L			02/07/17 14:59	1
1,2,4-Trimethylbenzene	<1.0		1.0	0.36	ug/L			02/07/17 14:59	1
sec-Butylbenzene	<1.0		1.0	0.40	ug/L			02/07/17 14:59	1
1,3-Dichlorobenzene	<1.0		1.0	0.40	ug/L			02/07/17 14:59	1
p-Isopropyltoluene	<1.0		1.0	0.36	ug/L			02/07/17 14:59	1
1,4-Dichlorobenzene	<1.0		1.0	0.36	ug/L			02/07/17 14:59	1
n-Butylbenzene	<1.0		1.0	0.39	ug/L			02/07/17 14:59	1
1,2-Dichlorobenzene	<1.0		1.0	0.33	ug/L			02/07/17 14:59	1
1,2-Dibromo-3-Chloropropane	<5.0		5.0	2.0	ug/L			02/07/17 14:59	1
1,2,4-Trichlorobenzene	<1.0		1.0	0.34	ug/L			02/07/17 14:59	1
Hexachlorobutadiene	<1.0		1.0	0.45	ug/L			02/07/17 14:59	1
Naphthalene	<1.0		1.0	0.34	ug/L			02/07/17 14:59	1
1,2,3-Trichlorobenzene	<1.0		1.0	0.46	ug/L			02/07/17 14:59	1
Surrogate	%Recovery	Qualifier	Limits				Prepared	Analyzed	Dil Fac
1,2-Dichloroethane-d4 (Surr)	115		71 - 127					02/07/17 14:59	1
Toluene-d8 (Surr)	92		75 - 120					02/07/17 14:59	1
4-Bromofluorobenzene (Surr)	97		71 - 120					02/07/17 14:59	1
Dibromofluoromethane	91		70 - 120					02/07/17 14:59	1

Client Sample Results

Client: Weston Solutions, Inc.
Project/Site: Black and Decker

TestAmerica Job ID: 500-123471-1

Client Sample ID: EW-4

Lab Sample ID: 500-123471-19

Date Collected: 02/03/17 11:55

Matrix: Water

Date Received: 02/04/17 09:50

Method: 8260B - VOC

Analyte	Result	Qualifier	RL	MDL	Unit	D	Prepared	Analyzed	Dil Fac
Benzene	<0.50		0.50	0.15	ug/L			02/07/17 15:25	1
Dichlorodifluoromethane	<2.0		2.0	0.67	ug/L			02/07/17 15:25	1
Chloromethane	<1.0		1.0	0.32	ug/L			02/07/17 15:25	1
Vinyl chloride	<0.50		0.50	0.20	ug/L			02/07/17 15:25	1
Bromomethane	<2.0		2.0	0.80	ug/L			02/07/17 15:25	1
Chloroethane	<1.0		1.0	0.51	ug/L			02/07/17 15:25	1
Trichlorofluoromethane	<1.0		1.0	0.43	ug/L			02/07/17 15:25	1
1,1-Dichloroethene	<1.0		1.0	0.39	ug/L			02/07/17 15:25	1
Carbon disulfide	<2.0		2.0	0.45	ug/L			02/07/17 15:25	1
Acetone	<5.0		5.0	1.7	ug/L			02/07/17 15:25	1
Methylene Chloride	<5.0		5.0	1.6	ug/L			02/07/17 15:25	1
trans-1,2-Dichloroethene	<1.0		1.0	0.35	ug/L			02/07/17 15:25	1
1,1-Dichloroethane	<1.0		1.0	0.41	ug/L			02/07/17 15:25	1
2,2-Dichloropropane	<1.0		1.0	0.44	ug/L			02/07/17 15:25	1
cis-1,2-Dichloroethene	<1.0		1.0	0.41	ug/L			02/07/17 15:25	1
Methyl Ethyl Ketone	<5.0		5.0	2.1	ug/L			02/07/17 15:25	1
Bromochloromethane	<1.0		1.0	0.43	ug/L			02/07/17 15:25	1
Chloroform	<2.0		2.0	0.37	ug/L			02/07/17 15:25	1
1,1,1-Trichloroethane	<1.0		1.0	0.38	ug/L			02/07/17 15:25	1
1,1-Dichloropropene	<1.0		1.0	0.30	ug/L			02/07/17 15:25	1
Carbon tetrachloride	<1.0		1.0	0.38	ug/L			02/07/17 15:25	1
1,2-Dichloroethane	<1.0		1.0	0.39	ug/L			02/07/17 15:25	1
1,2-Dichloropropane	<1.0		1.0	0.43	ug/L			02/07/17 15:25	1
Dibromomethane	<1.0		1.0	0.27	ug/L			02/07/17 15:25	1
Bromodichloromethane	<1.0		1.0	0.37	ug/L			02/07/17 15:25	1
cis-1,3-Dichloropropene	<1.0		1.0	0.42	ug/L			02/07/17 15:25	1
methyl isobutyl ketone	<5.0		5.0	2.2	ug/L			02/07/17 15:25	1
Toluene	<0.50		0.50	0.15	ug/L			02/07/17 15:25	1
trans-1,3-Dichloropropene	<1.0		1.0	0.36	ug/L			02/07/17 15:25	1
1,1,2-Trichloroethane	<1.0		1.0	0.35	ug/L			02/07/17 15:25	1
Tetrachloroethene	7.1		1.0	0.37	ug/L			02/07/17 15:25	1
1,3-Dichloropropane	<1.0		1.0	0.36	ug/L			02/07/17 15:25	1
2-Hexanone	<5.0		5.0	1.6	ug/L			02/07/17 15:25	1
Dibromochloromethane	<1.0		1.0	0.49	ug/L			02/07/17 15:25	1
1,2-Dibromoethane	<1.0		1.0	0.39	ug/L			02/07/17 15:25	1
Chlorobenzene	<1.0		1.0	0.39	ug/L			02/07/17 15:25	1
1,1,1,2-Tetrachloroethane	<1.0		1.0	0.46	ug/L			02/07/17 15:25	1
Ethylbenzene	<0.50		0.50	0.18	ug/L			02/07/17 15:25	1
m&p-Xylene	<1.0		1.0	0.18	ug/L			02/07/17 15:25	1
o-Xylene	<0.50		0.50	0.22	ug/L			02/07/17 15:25	1
Styrene	<1.0		1.0	0.39	ug/L			02/07/17 15:25	1
Bromoform	<1.0		1.0	0.48	ug/L			02/07/17 15:25	1
Isopropylbenzene	<1.0		1.0	0.39	ug/L			02/07/17 15:25	1
Bromobenzene	<1.0		1.0	0.36	ug/L			02/07/17 15:25	1
1,1,1,2,2-Tetrachloroethane	<1.0		1.0	0.40	ug/L			02/07/17 15:25	1
1,2,3-Trichloropropane	<1.0		1.0	0.41	ug/L			02/07/17 15:25	1
N-Propylbenzene	<1.0		1.0	0.41	ug/L			02/07/17 15:25	1
2-Chlorotoluene	<1.0		1.0	0.31	ug/L			02/07/17 15:25	1
1,3,5-Trimethylbenzene	<1.0		1.0	0.25	ug/L			02/07/17 15:25	1

TestAmerica Chicago

Client Sample Results

Client: Weston Solutions, Inc.
Project/Site: Black and Decker

TestAmerica Job ID: 500-123471-1

Client Sample ID: EW-4

Lab Sample ID: 500-123471-19

Date Collected: 02/03/17 11:55

Matrix: Water

Date Received: 02/04/17 09:50

Method: 8260B - VOC (Continued)

Analyte	Result	Qualifier	RL	MDL	Unit	D	Prepared	Analyzed	Dil Fac
4-Chlorotoluene	<1.0		1.0	0.35	ug/L			02/07/17 15:25	1
tert-Butylbenzene	<1.0		1.0	0.40	ug/L			02/07/17 15:25	1
1,2,4-Trimethylbenzene	<1.0		1.0	0.36	ug/L			02/07/17 15:25	1
sec-Butylbenzene	<1.0		1.0	0.40	ug/L			02/07/17 15:25	1
1,3-Dichlorobenzene	<1.0		1.0	0.40	ug/L			02/07/17 15:25	1
p-Isopropyltoluene	<1.0		1.0	0.36	ug/L			02/07/17 15:25	1
1,4-Dichlorobenzene	<1.0		1.0	0.36	ug/L			02/07/17 15:25	1
n-Butylbenzene	<1.0		1.0	0.39	ug/L			02/07/17 15:25	1
1,2-Dichlorobenzene	<1.0		1.0	0.33	ug/L			02/07/17 15:25	1
1,2-Dibromo-3-Chloropropane	<5.0		5.0	2.0	ug/L			02/07/17 15:25	1
1,2,4-Trichlorobenzene	<1.0		1.0	0.34	ug/L			02/07/17 15:25	1
Hexachlorobutadiene	<1.0		1.0	0.45	ug/L			02/07/17 15:25	1
Naphthalene	<1.0		1.0	0.34	ug/L			02/07/17 15:25	1
1,2,3-Trichlorobenzene	<1.0		1.0	0.46	ug/L			02/07/17 15:25	1

Surrogate	%Recovery	Qualifier	Limits	Prepared	Analyzed	Dil Fac
1,2-Dichloroethane-d4 (Surr)	117		71 - 127		02/07/17 15:25	1
Toluene-d8 (Surr)	93		75 - 120		02/07/17 15:25	1
4-Bromofluorobenzene (Surr)	100		71 - 120		02/07/17 15:25	1
Dibromofluoromethane	92		70 - 120		02/07/17 15:25	1

Method: 8260B - VOC - DL

Analyte	Result	Qualifier	RL	MDL	Unit	D	Prepared	Analyzed	Dil Fac
Trichloroethene	340		2.5	0.82	ug/L			02/08/17 13:20	5

Surrogate	%Recovery	Qualifier	Limits	Prepared	Analyzed	Dil Fac
1,2-Dichloroethane-d4 (Surr)	98		71 - 127		02/08/17 13:20	5
Toluene-d8 (Surr)	98		75 - 120		02/08/17 13:20	5
4-Bromofluorobenzene (Surr)	96		71 - 120		02/08/17 13:20	5
Dibromofluoromethane	101		70 - 120		02/08/17 13:20	5

Client Sample Results

Client: Weston Solutions, Inc.
Project/Site: Black and Decker

TestAmerica Job ID: 500-123471-1

Client Sample ID: EW-5

Lab Sample ID: 500-123471-20

Date Collected: 02/03/17 12:05

Matrix: Water

Date Received: 02/04/17 09:50

Method: 8260B - VOC

Analyte	Result	Qualifier	RL	MDL	Unit	D	Prepared	Analyzed	Dil Fac
Benzene	<0.50		0.50	0.15	ug/L			02/07/17 15:51	1
Dichlorodifluoromethane	<2.0		2.0	0.67	ug/L			02/07/17 15:51	1
Chloromethane	<1.0		1.0	0.32	ug/L			02/07/17 15:51	1
Vinyl chloride	<0.50		0.50	0.20	ug/L			02/07/17 15:51	1
Bromomethane	<2.0		2.0	0.80	ug/L			02/07/17 15:51	1
Chloroethane	<1.0		1.0	0.51	ug/L			02/07/17 15:51	1
Trichlorofluoromethane	<1.0		1.0	0.43	ug/L			02/07/17 15:51	1
1,1-Dichloroethene	<1.0		1.0	0.39	ug/L			02/07/17 15:51	1
Carbon disulfide	<2.0		2.0	0.45	ug/L			02/07/17 15:51	1
Acetone	<5.0		5.0	1.7	ug/L			02/07/17 15:51	1
Methylene Chloride	<5.0		5.0	1.6	ug/L			02/07/17 15:51	1
trans-1,2-Dichloroethene	<1.0		1.0	0.35	ug/L			02/07/17 15:51	1
1,1-Dichloroethane	<1.0		1.0	0.41	ug/L			02/07/17 15:51	1
2,2-Dichloropropane	<1.0		1.0	0.44	ug/L			02/07/17 15:51	1
cis-1,2-Dichloroethene	<1.0		1.0	0.41	ug/L			02/07/17 15:51	1
Methyl Ethyl Ketone	<5.0		5.0	2.1	ug/L			02/07/17 15:51	1
Bromochloromethane	<1.0		1.0	0.43	ug/L			02/07/17 15:51	1
Chloroform	<2.0		2.0	0.37	ug/L			02/07/17 15:51	1
1,1,1-Trichloroethane	<1.0		1.0	0.38	ug/L			02/07/17 15:51	1
1,1-Dichloropropene	<1.0		1.0	0.30	ug/L			02/07/17 15:51	1
Carbon tetrachloride	<1.0		1.0	0.38	ug/L			02/07/17 15:51	1
1,2-Dichloroethane	<1.0		1.0	0.39	ug/L			02/07/17 15:51	1
Trichloroethene	82		0.50	0.16	ug/L			02/07/17 15:51	1
1,2-Dichloropropane	<1.0		1.0	0.43	ug/L			02/07/17 15:51	1
Dibromomethane	<1.0		1.0	0.27	ug/L			02/07/17 15:51	1
Bromodichloromethane	<1.0		1.0	0.37	ug/L			02/07/17 15:51	1
cis-1,3-Dichloropropene	<1.0		1.0	0.42	ug/L			02/07/17 15:51	1
methyl isobutyl ketone	<5.0		5.0	2.2	ug/L			02/07/17 15:51	1
Toluene	<0.50		0.50	0.15	ug/L			02/07/17 15:51	1
trans-1,3-Dichloropropene	<1.0		1.0	0.36	ug/L			02/07/17 15:51	1
1,1,2-Trichloroethane	<1.0		1.0	0.35	ug/L			02/07/17 15:51	1
Tetrachloroethene	2.5		1.0	0.37	ug/L			02/07/17 15:51	1
1,3-Dichloropropane	<1.0		1.0	0.36	ug/L			02/07/17 15:51	1
2-Hexanone	<5.0		5.0	1.6	ug/L			02/07/17 15:51	1
Dibromochloromethane	<1.0		1.0	0.49	ug/L			02/07/17 15:51	1
1,2-Dibromoethane	<1.0		1.0	0.39	ug/L			02/07/17 15:51	1
Chlorobenzene	<1.0		1.0	0.39	ug/L			02/07/17 15:51	1
1,1,1,2-Tetrachloroethane	<1.0		1.0	0.46	ug/L			02/07/17 15:51	1
Ethylbenzene	<0.50		0.50	0.18	ug/L			02/07/17 15:51	1
m&p-Xylene	<1.0		1.0	0.18	ug/L			02/07/17 15:51	1
o-Xylene	<0.50		0.50	0.22	ug/L			02/07/17 15:51	1
Styrene	<1.0		1.0	0.39	ug/L			02/07/17 15:51	1
Bromoform	<1.0		1.0	0.48	ug/L			02/07/17 15:51	1
Isopropylbenzene	<1.0		1.0	0.39	ug/L			02/07/17 15:51	1
Bromobenzene	<1.0		1.0	0.36	ug/L			02/07/17 15:51	1
1,1,2,2-Tetrachloroethane	<1.0		1.0	0.40	ug/L			02/07/17 15:51	1
1,2,3-Trichloropropane	<1.0		1.0	0.41	ug/L			02/07/17 15:51	1
N-Propylbenzene	<1.0		1.0	0.41	ug/L			02/07/17 15:51	1
2-Chlorotoluene	<1.0		1.0	0.31	ug/L			02/07/17 15:51	1

TestAmerica Chicago

Client Sample Results

Client: Weston Solutions, Inc.
Project/Site: Black and Decker

TestAmerica Job ID: 500-123471-1

Client Sample ID: EW-5

Lab Sample ID: 500-123471-20

Date Collected: 02/03/17 12:05

Matrix: Water

Date Received: 02/04/17 09:50

Method: 8260B - VOC (Continued)

Analyte	Result	Qualifier	RL	MDL	Unit	D	Prepared	Analyzed	Dil Fac
1,3,5-Trimethylbenzene	<1.0		1.0	0.25	ug/L			02/07/17 15:51	1
4-Chlorotoluene	<1.0		1.0	0.35	ug/L			02/07/17 15:51	1
tert-Butylbenzene	<1.0		1.0	0.40	ug/L			02/07/17 15:51	1
1,2,4-Trimethylbenzene	<1.0		1.0	0.36	ug/L			02/07/17 15:51	1
sec-Butylbenzene	<1.0		1.0	0.40	ug/L			02/07/17 15:51	1
1,3-Dichlorobenzene	<1.0		1.0	0.40	ug/L			02/07/17 15:51	1
p-Isopropyltoluene	<1.0		1.0	0.36	ug/L			02/07/17 15:51	1
1,4-Dichlorobenzene	<1.0		1.0	0.36	ug/L			02/07/17 15:51	1
n-Butylbenzene	<1.0		1.0	0.39	ug/L			02/07/17 15:51	1
1,2-Dichlorobenzene	<1.0		1.0	0.33	ug/L			02/07/17 15:51	1
1,2-Dibromo-3-Chloropropane	<5.0		5.0	2.0	ug/L			02/07/17 15:51	1
1,2,4-Trichlorobenzene	<1.0		1.0	0.34	ug/L			02/07/17 15:51	1
Hexachlorobutadiene	<1.0		1.0	0.45	ug/L			02/07/17 15:51	1
Naphthalene	<1.0		1.0	0.34	ug/L			02/07/17 15:51	1
1,2,3-Trichlorobenzene	<1.0		1.0	0.46	ug/L			02/07/17 15:51	1

Surrogate	%Recovery	Qualifier	Limits	Prepared	Analyzed	Dil Fac
1,2-Dichloroethane-d4 (Surr)	118		71 - 127		02/07/17 15:51	1
Toluene-d8 (Surr)	92		75 - 120		02/07/17 15:51	1
4-Bromofluorobenzene (Surr)	101		71 - 120		02/07/17 15:51	1
Dibromofluoromethane	92		70 - 120		02/07/17 15:51	1

Client Sample Results

Client: Weston Solutions, Inc.
Project/Site: Black and Decker

TestAmerica Job ID: 500-123471-1

Client Sample ID: EW-6

Lab Sample ID: 500-123471-21

Date Collected: 02/03/17 09:35

Matrix: Water

Date Received: 02/04/17 09:50

Method: 8260B - VOC

Analyte	Result	Qualifier	RL	MDL	Unit	D	Prepared	Analyzed	Dil Fac
Benzene	<0.50		0.50	0.15	ug/L			02/07/17 16:18	1
Dichlorodifluoromethane	<2.0		2.0	0.67	ug/L			02/07/17 16:18	1
Chloromethane	<1.0		1.0	0.32	ug/L			02/07/17 16:18	1
Vinyl chloride	<0.50		0.50	0.20	ug/L			02/07/17 16:18	1
Bromomethane	<2.0		2.0	0.80	ug/L			02/07/17 16:18	1
Chloroethane	<1.0		1.0	0.51	ug/L			02/07/17 16:18	1
Trichlorofluoromethane	<1.0		1.0	0.43	ug/L			02/07/17 16:18	1
1,1-Dichloroethene	<1.0		1.0	0.39	ug/L			02/07/17 16:18	1
Carbon disulfide	<2.0		2.0	0.45	ug/L			02/07/17 16:18	1
Acetone	<5.0		5.0	1.7	ug/L			02/07/17 16:18	1
Methylene Chloride	<5.0		5.0	1.6	ug/L			02/07/17 16:18	1
trans-1,2-Dichloroethene	<1.0		1.0	0.35	ug/L			02/07/17 16:18	1
1,1-Dichloroethane	<1.0		1.0	0.41	ug/L			02/07/17 16:18	1
2,2-Dichloropropane	<1.0		1.0	0.44	ug/L			02/07/17 16:18	1
cis-1,2-Dichloroethene	<1.0		1.0	0.41	ug/L			02/07/17 16:18	1
Methyl Ethyl Ketone	<5.0		5.0	2.1	ug/L			02/07/17 16:18	1
Bromochloromethane	<1.0		1.0	0.43	ug/L			02/07/17 16:18	1
Chloroform	<2.0		2.0	0.37	ug/L			02/07/17 16:18	1
1,1,1-Trichloroethane	<1.0		1.0	0.38	ug/L			02/07/17 16:18	1
1,1-Dichloropropene	<1.0		1.0	0.30	ug/L			02/07/17 16:18	1
Carbon tetrachloride	<1.0		1.0	0.38	ug/L			02/07/17 16:18	1
1,2-Dichloroethane	<1.0		1.0	0.39	ug/L			02/07/17 16:18	1
Trichloroethene	4.5		0.50	0.16	ug/L			02/07/17 16:18	1
1,2-Dichloropropane	<1.0		1.0	0.43	ug/L			02/07/17 16:18	1
Dibromomethane	<1.0		1.0	0.27	ug/L			02/07/17 16:18	1
Bromodichloromethane	<1.0		1.0	0.37	ug/L			02/07/17 16:18	1
cis-1,3-Dichloropropene	<1.0		1.0	0.42	ug/L			02/07/17 16:18	1
methyl isobutyl ketone	<5.0		5.0	2.2	ug/L			02/07/17 16:18	1
Toluene	<0.50		0.50	0.15	ug/L			02/07/17 16:18	1
trans-1,3-Dichloropropene	<1.0		1.0	0.36	ug/L			02/07/17 16:18	1
1,1,2-Trichloroethane	<1.0		1.0	0.35	ug/L			02/07/17 16:18	1
Tetrachloroethene	8.2		1.0	0.37	ug/L			02/07/17 16:18	1
1,3-Dichloropropane	<1.0		1.0	0.36	ug/L			02/07/17 16:18	1
2-Hexanone	<5.0		5.0	1.6	ug/L			02/07/17 16:18	1
Dibromochloromethane	<1.0		1.0	0.49	ug/L			02/07/17 16:18	1
1,2-Dibromoethane	<1.0		1.0	0.39	ug/L			02/07/17 16:18	1
Chlorobenzene	<1.0		1.0	0.39	ug/L			02/07/17 16:18	1
1,1,1,2-Tetrachloroethane	<1.0		1.0	0.46	ug/L			02/07/17 16:18	1
Ethylbenzene	<0.50		0.50	0.18	ug/L			02/07/17 16:18	1
m&p-Xylene	<1.0		1.0	0.18	ug/L			02/07/17 16:18	1
o-Xylene	<0.50		0.50	0.22	ug/L			02/07/17 16:18	1
Styrene	<1.0		1.0	0.39	ug/L			02/07/17 16:18	1
Bromoform	<1.0		1.0	0.48	ug/L			02/07/17 16:18	1
Isopropylbenzene	<1.0		1.0	0.39	ug/L			02/07/17 16:18	1
Bromobenzene	<1.0		1.0	0.36	ug/L			02/07/17 16:18	1
1,1,2,2-Tetrachloroethane	<1.0		1.0	0.40	ug/L			02/07/17 16:18	1
1,2,3-Trichloropropane	<1.0		1.0	0.41	ug/L			02/07/17 16:18	1
N-Propylbenzene	<1.0		1.0	0.41	ug/L			02/07/17 16:18	1
2-Chlorotoluene	<1.0		1.0	0.31	ug/L			02/07/17 16:18	1

TestAmerica Chicago

Client Sample Results

Client: Weston Solutions, Inc.
 Project/Site: Black and Decker

TestAmerica Job ID: 500-123471-1

Client Sample ID: EW-6

Lab Sample ID: 500-123471-21

Date Collected: 02/03/17 09:35

Matrix: Water

Date Received: 02/04/17 09:50

Method: 8260B - VOC (Continued)

Analyte	Result	Qualifier	RL	MDL	Unit	D	Prepared	Analyzed	Dil Fac
1,3,5-Trimethylbenzene	<1.0		1.0	0.25	ug/L			02/07/17 16:18	1
4-Chlorotoluene	<1.0		1.0	0.35	ug/L			02/07/17 16:18	1
tert-Butylbenzene	<1.0		1.0	0.40	ug/L			02/07/17 16:18	1
1,2,4-Trimethylbenzene	<1.0		1.0	0.36	ug/L			02/07/17 16:18	1
sec-Butylbenzene	<1.0		1.0	0.40	ug/L			02/07/17 16:18	1
1,3-Dichlorobenzene	<1.0		1.0	0.40	ug/L			02/07/17 16:18	1
p-Isopropyltoluene	<1.0		1.0	0.36	ug/L			02/07/17 16:18	1
1,4-Dichlorobenzene	<1.0		1.0	0.36	ug/L			02/07/17 16:18	1
n-Butylbenzene	<1.0		1.0	0.39	ug/L			02/07/17 16:18	1
1,2-Dichlorobenzene	<1.0		1.0	0.33	ug/L			02/07/17 16:18	1
1,2-Dibromo-3-Chloropropane	<5.0		5.0	2.0	ug/L			02/07/17 16:18	1
1,2,4-Trichlorobenzene	<1.0		1.0	0.34	ug/L			02/07/17 16:18	1
Hexachlorobutadiene	<1.0		1.0	0.45	ug/L			02/07/17 16:18	1
Naphthalene	<1.0		1.0	0.34	ug/L			02/07/17 16:18	1
1,2,3-Trichlorobenzene	<1.0		1.0	0.46	ug/L			02/07/17 16:18	1
Surrogate	%Recovery	Qualifier	Limits				Prepared	Analyzed	Dil Fac
1,2-Dichloroethane-d4 (Surr)	115		71 - 127					02/07/17 16:18	1
Toluene-d8 (Surr)	93		75 - 120					02/07/17 16:18	1
4-Bromofluorobenzene (Surr)	99		71 - 120					02/07/17 16:18	1
Dibromofluoromethane	91		70 - 120					02/07/17 16:18	1

Client Sample Results

Client: Weston Solutions, Inc.
Project/Site: Black and Decker

TestAmerica Job ID: 500-123471-1

Client Sample ID: EW-7

Lab Sample ID: 500-123471-22

Date Collected: 02/03/17 09:45

Matrix: Water

Date Received: 02/04/17 09:50

Method: 8260B - VOC

Analyte	Result	Qualifier	RL	MDL	Unit	D	Prepared	Analyzed	Dil Fac
Benzene	<0.50		0.50	0.15	ug/L			02/07/17 16:44	1
Dichlorodifluoromethane	<2.0		2.0	0.67	ug/L			02/07/17 16:44	1
Chloromethane	<1.0		1.0	0.32	ug/L			02/07/17 16:44	1
Vinyl chloride	<0.50		0.50	0.20	ug/L			02/07/17 16:44	1
Bromomethane	<2.0		2.0	0.80	ug/L			02/07/17 16:44	1
Chloroethane	<1.0		1.0	0.51	ug/L			02/07/17 16:44	1
Trichlorofluoromethane	<1.0		1.0	0.43	ug/L			02/07/17 16:44	1
1,1-Dichloroethene	<1.0		1.0	0.39	ug/L			02/07/17 16:44	1
Carbon disulfide	<2.0		2.0	0.45	ug/L			02/07/17 16:44	1
Acetone	<5.0		5.0	1.7	ug/L			02/07/17 16:44	1
Methylene Chloride	<5.0		5.0	1.6	ug/L			02/07/17 16:44	1
trans-1,2-Dichloroethene	<1.0		1.0	0.35	ug/L			02/07/17 16:44	1
1,1-Dichloroethane	<1.0		1.0	0.41	ug/L			02/07/17 16:44	1
2,2-Dichloropropane	<1.0		1.0	0.44	ug/L			02/07/17 16:44	1
cis-1,2-Dichloroethene	4.9		1.0	0.41	ug/L			02/07/17 16:44	1
Methyl Ethyl Ketone	<5.0		5.0	2.1	ug/L			02/07/17 16:44	1
Bromochloromethane	<1.0		1.0	0.43	ug/L			02/07/17 16:44	1
Chloroform	<2.0		2.0	0.37	ug/L			02/07/17 16:44	1
1,1,1-Trichloroethane	<1.0		1.0	0.38	ug/L			02/07/17 16:44	1
1,1-Dichloropropene	<1.0		1.0	0.30	ug/L			02/07/17 16:44	1
Carbon tetrachloride	<1.0		1.0	0.38	ug/L			02/07/17 16:44	1
1,2-Dichloroethane	<1.0		1.0	0.39	ug/L			02/07/17 16:44	1
Trichloroethene	3.2		0.50	0.16	ug/L			02/07/17 16:44	1
1,2-Dichloropropane	<1.0		1.0	0.43	ug/L			02/07/17 16:44	1
Dibromomethane	<1.0		1.0	0.27	ug/L			02/07/17 16:44	1
Bromodichloromethane	<1.0		1.0	0.37	ug/L			02/07/17 16:44	1
cis-1,3-Dichloropropene	<1.0		1.0	0.42	ug/L			02/07/17 16:44	1
methyl isobutyl ketone	<5.0		5.0	2.2	ug/L			02/07/17 16:44	1
Toluene	<0.50		0.50	0.15	ug/L			02/07/17 16:44	1
trans-1,3-Dichloropropene	<1.0		1.0	0.36	ug/L			02/07/17 16:44	1
1,1,2-Trichloroethane	<1.0		1.0	0.35	ug/L			02/07/17 16:44	1
Tetrachloroethene	8.3		1.0	0.37	ug/L			02/07/17 16:44	1
1,3-Dichloropropane	<1.0		1.0	0.36	ug/L			02/07/17 16:44	1
2-Hexanone	<5.0		5.0	1.6	ug/L			02/07/17 16:44	1
Dibromochloromethane	<1.0		1.0	0.49	ug/L			02/07/17 16:44	1
1,2-Dibromoethane	<1.0		1.0	0.39	ug/L			02/07/17 16:44	1
Chlorobenzene	<1.0		1.0	0.39	ug/L			02/07/17 16:44	1
1,1,1,2-Tetrachloroethane	<1.0		1.0	0.46	ug/L			02/07/17 16:44	1
Ethylbenzene	<0.50		0.50	0.18	ug/L			02/07/17 16:44	1
m&p-Xylene	<1.0		1.0	0.18	ug/L			02/07/17 16:44	1
o-Xylene	<0.50		0.50	0.22	ug/L			02/07/17 16:44	1
Styrene	<1.0		1.0	0.39	ug/L			02/07/17 16:44	1
Bromoform	<1.0		1.0	0.48	ug/L			02/07/17 16:44	1
Isopropylbenzene	<1.0		1.0	0.39	ug/L			02/07/17 16:44	1
Bromobenzene	<1.0		1.0	0.36	ug/L			02/07/17 16:44	1
1,1,2,2-Tetrachloroethane	<1.0		1.0	0.40	ug/L			02/07/17 16:44	1
1,2,3-Trichloropropane	<1.0		1.0	0.41	ug/L			02/07/17 16:44	1
N-Propylbenzene	<1.0		1.0	0.41	ug/L			02/07/17 16:44	1
2-Chlorotoluene	<1.0		1.0	0.31	ug/L			02/07/17 16:44	1

TestAmerica Chicago

Client Sample Results

Client: Weston Solutions, Inc.
 Project/Site: Black and Decker

TestAmerica Job ID: 500-123471-1

Client Sample ID: EW-7

Lab Sample ID: 500-123471-22

Date Collected: 02/03/17 09:45

Matrix: Water

Date Received: 02/04/17 09:50

Method: 8260B - VOC (Continued)

Analyte	Result	Qualifier	RL	MDL	Unit	D	Prepared	Analyzed	Dil Fac
1,3,5-Trimethylbenzene	<1.0		1.0	0.25	ug/L			02/07/17 16:44	1
4-Chlorotoluene	<1.0		1.0	0.35	ug/L			02/07/17 16:44	1
tert-Butylbenzene	<1.0		1.0	0.40	ug/L			02/07/17 16:44	1
1,2,4-Trimethylbenzene	<1.0		1.0	0.36	ug/L			02/07/17 16:44	1
sec-Butylbenzene	<1.0		1.0	0.40	ug/L			02/07/17 16:44	1
1,3-Dichlorobenzene	<1.0		1.0	0.40	ug/L			02/07/17 16:44	1
p-Isopropyltoluene	<1.0		1.0	0.36	ug/L			02/07/17 16:44	1
1,4-Dichlorobenzene	<1.0		1.0	0.36	ug/L			02/07/17 16:44	1
n-Butylbenzene	<1.0		1.0	0.39	ug/L			02/07/17 16:44	1
1,2-Dichlorobenzene	<1.0		1.0	0.33	ug/L			02/07/17 16:44	1
1,2-Dibromo-3-Chloropropane	<5.0		5.0	2.0	ug/L			02/07/17 16:44	1
1,2,4-Trichlorobenzene	<1.0		1.0	0.34	ug/L			02/07/17 16:44	1
Hexachlorobutadiene	<1.0		1.0	0.45	ug/L			02/07/17 16:44	1
Naphthalene	<1.0		1.0	0.34	ug/L			02/07/17 16:44	1
1,2,3-Trichlorobenzene	<1.0		1.0	0.46	ug/L			02/07/17 16:44	1

Surrogate	%Recovery	Qualifier	Limits	Prepared	Analyzed	Dil Fac
1,2-Dichloroethane-d4 (Surr)	115		71 - 127		02/07/17 16:44	1
Toluene-d8 (Surr)	91		75 - 120		02/07/17 16:44	1
4-Bromofluorobenzene (Surr)	98		71 - 120		02/07/17 16:44	1
Dibromofluoromethane	90		70 - 120		02/07/17 16:44	1

Client Sample Results

Client: Weston Solutions, Inc.
Project/Site: Black and Decker

TestAmerica Job ID: 500-123471-1

Client Sample ID: EW-8

Lab Sample ID: 500-123471-23

Date Collected: 02/03/17 09:55

Matrix: Water

Date Received: 02/04/17 09:50

Method: 8260B - VOC

Analyte	Result	Qualifier	RL	MDL	Unit	D	Prepared	Analyzed	Dil Fac
Benzene	<0.50		0.50	0.15	ug/L			02/07/17 17:11	1
Dichlorodifluoromethane	<2.0		2.0	0.67	ug/L			02/07/17 17:11	1
Chloromethane	<1.0		1.0	0.32	ug/L			02/07/17 17:11	1
Vinyl chloride	<0.50		0.50	0.20	ug/L			02/07/17 17:11	1
Bromomethane	<2.0		2.0	0.80	ug/L			02/07/17 17:11	1
Chloroethane	<1.0		1.0	0.51	ug/L			02/07/17 17:11	1
Trichlorofluoromethane	<1.0		1.0	0.43	ug/L			02/07/17 17:11	1
1,1-Dichloroethene	<1.0		1.0	0.39	ug/L			02/07/17 17:11	1
Carbon disulfide	<2.0		2.0	0.45	ug/L			02/07/17 17:11	1
Acetone	<5.0		5.0	1.7	ug/L			02/07/17 17:11	1
Methylene Chloride	<5.0		5.0	1.6	ug/L			02/07/17 17:11	1
trans-1,2-Dichloroethene	<1.0		1.0	0.35	ug/L			02/07/17 17:11	1
1,1-Dichloroethane	1.0		1.0	0.41	ug/L			02/07/17 17:11	1
2,2-Dichloropropane	<1.0		1.0	0.44	ug/L			02/07/17 17:11	1
cis-1,2-Dichloroethene	27		1.0	0.41	ug/L			02/07/17 17:11	1
Methyl Ethyl Ketone	<5.0		5.0	2.1	ug/L			02/07/17 17:11	1
Bromochloromethane	<1.0		1.0	0.43	ug/L			02/07/17 17:11	1
Chloroform	<2.0		2.0	0.37	ug/L			02/07/17 17:11	1
1,1,1-Trichloroethane	<1.0		1.0	0.38	ug/L			02/07/17 17:11	1
1,1-Dichloropropene	<1.0		1.0	0.30	ug/L			02/07/17 17:11	1
Carbon tetrachloride	<1.0		1.0	0.38	ug/L			02/07/17 17:11	1
1,2-Dichloroethane	<1.0		1.0	0.39	ug/L			02/07/17 17:11	1
Trichloroethene	6.6		0.50	0.16	ug/L			02/07/17 17:11	1
1,2-Dichloropropane	<1.0		1.0	0.43	ug/L			02/07/17 17:11	1
Dibromomethane	<1.0		1.0	0.27	ug/L			02/07/17 17:11	1
Bromodichloromethane	<1.0		1.0	0.37	ug/L			02/07/17 17:11	1
cis-1,3-Dichloropropene	<1.0		1.0	0.42	ug/L			02/07/17 17:11	1
methyl isobutyl ketone	<5.0		5.0	2.2	ug/L			02/07/17 17:11	1
Toluene	<0.50		0.50	0.15	ug/L			02/07/17 17:11	1
trans-1,3-Dichloropropene	<1.0		1.0	0.36	ug/L			02/07/17 17:11	1
1,1,2-Trichloroethane	<1.0		1.0	0.35	ug/L			02/07/17 17:11	1
Tetrachloroethene	64		1.0	0.37	ug/L			02/07/17 17:11	1
1,3-Dichloropropane	<1.0		1.0	0.36	ug/L			02/07/17 17:11	1
2-Hexanone	<5.0		5.0	1.6	ug/L			02/07/17 17:11	1
Dibromochloromethane	<1.0		1.0	0.49	ug/L			02/07/17 17:11	1
1,2-Dibromoethane	<1.0		1.0	0.39	ug/L			02/07/17 17:11	1
Chlorobenzene	<1.0		1.0	0.39	ug/L			02/07/17 17:11	1
1,1,1,2-Tetrachloroethane	<1.0		1.0	0.46	ug/L			02/07/17 17:11	1
Ethylbenzene	<0.50		0.50	0.18	ug/L			02/07/17 17:11	1
m&p-Xylene	<1.0		1.0	0.18	ug/L			02/07/17 17:11	1
o-Xylene	<0.50		0.50	0.22	ug/L			02/07/17 17:11	1
Styrene	<1.0		1.0	0.39	ug/L			02/07/17 17:11	1
Bromoform	<1.0		1.0	0.48	ug/L			02/07/17 17:11	1
Isopropylbenzene	<1.0		1.0	0.39	ug/L			02/07/17 17:11	1
Bromobenzene	<1.0		1.0	0.36	ug/L			02/07/17 17:11	1
1,1,2,2-Tetrachloroethane	<1.0		1.0	0.40	ug/L			02/07/17 17:11	1
1,2,3-Trichloropropane	<1.0		1.0	0.41	ug/L			02/07/17 17:11	1
N-Propylbenzene	<1.0		1.0	0.41	ug/L			02/07/17 17:11	1
2-Chlorotoluene	<1.0		1.0	0.31	ug/L			02/07/17 17:11	1

TestAmerica Chicago

Client Sample Results

Client: Weston Solutions, Inc.
Project/Site: Black and Decker

TestAmerica Job ID: 500-123471-1

Client Sample ID: EW-8

Lab Sample ID: 500-123471-23

Date Collected: 02/03/17 09:55

Matrix: Water

Date Received: 02/04/17 09:50

Method: 8260B - VOC (Continued)									
Analyte	Result	Qualifier	RL	MDL	Unit	D	Prepared	Analyzed	Dil Fac
1,3,5-Trimethylbenzene	<1.0		1.0	0.25	ug/L			02/07/17 17:11	1
4-Chlorotoluene	<1.0		1.0	0.35	ug/L			02/07/17 17:11	1
tert-Butylbenzene	<1.0		1.0	0.40	ug/L			02/07/17 17:11	1
1,2,4-Trimethylbenzene	<1.0		1.0	0.36	ug/L			02/07/17 17:11	1
sec-Butylbenzene	<1.0		1.0	0.40	ug/L			02/07/17 17:11	1
1,3-Dichlorobenzene	<1.0		1.0	0.40	ug/L			02/07/17 17:11	1
p-Isopropyltoluene	<1.0		1.0	0.36	ug/L			02/07/17 17:11	1
1,4-Dichlorobenzene	<1.0		1.0	0.36	ug/L			02/07/17 17:11	1
n-Butylbenzene	<1.0		1.0	0.39	ug/L			02/07/17 17:11	1
1,2-Dichlorobenzene	<1.0		1.0	0.33	ug/L			02/07/17 17:11	1
1,2-Dibromo-3-Chloropropane	<5.0		5.0	2.0	ug/L			02/07/17 17:11	1
1,2,4-Trichlorobenzene	<1.0		1.0	0.34	ug/L			02/07/17 17:11	1
Hexachlorobutadiene	<1.0		1.0	0.45	ug/L			02/07/17 17:11	1
Naphthalene	<1.0		1.0	0.34	ug/L			02/07/17 17:11	1
1,2,3-Trichlorobenzene	<1.0		1.0	0.46	ug/L			02/07/17 17:11	1
Surrogate	%Recovery	Qualifier	Limits				Prepared	Analyzed	Dil Fac
1,2-Dichloroethane-d4 (Surr)	123		71 - 127					02/07/17 17:11	1
Toluene-d8 (Surr)	90		75 - 120					02/07/17 17:11	1
4-Bromofluorobenzene (Surr)	100		71 - 120					02/07/17 17:11	1
Dibromofluoromethane	95		70 - 120					02/07/17 17:11	1

Client Sample Results

Client: Weston Solutions, Inc.
Project/Site: Black and Decker

TestAmerica Job ID: 500-123471-1

Client Sample ID: EW-9

Lab Sample ID: 500-123471-24

Date Collected: 02/03/17 10:05

Matrix: Water

Date Received: 02/04/17 09:50

Method: 8260B - VOC

Analyte	Result	Qualifier	RL	MDL	Unit	D	Prepared	Analyzed	Dil Fac
Benzene	<0.50		0.50	0.15	ug/L			02/07/17 17:37	1
Dichlorodifluoromethane	<2.0		2.0	0.67	ug/L			02/07/17 17:37	1
Chloromethane	<1.0		1.0	0.32	ug/L			02/07/17 17:37	1
Vinyl chloride	<0.50		0.50	0.20	ug/L			02/07/17 17:37	1
Bromomethane	<2.0		2.0	0.80	ug/L			02/07/17 17:37	1
Chloroethane	<1.0		1.0	0.51	ug/L			02/07/17 17:37	1
Trichlorofluoromethane	<1.0		1.0	0.43	ug/L			02/07/17 17:37	1
1,1-Dichloroethene	<1.0		1.0	0.39	ug/L			02/07/17 17:37	1
Carbon disulfide	<2.0		2.0	0.45	ug/L			02/07/17 17:37	1
Acetone	<5.0		5.0	1.7	ug/L			02/07/17 17:37	1
Methylene Chloride	<5.0		5.0	1.6	ug/L			02/07/17 17:37	1
trans-1,2-Dichloroethene	<1.0		1.0	0.35	ug/L			02/07/17 17:37	1
1,1-Dichloroethane	<1.0		1.0	0.41	ug/L			02/07/17 17:37	1
2,2-Dichloropropane	<1.0		1.0	0.44	ug/L			02/07/17 17:37	1
cis-1,2-Dichloroethene	<1.0		1.0	0.41	ug/L			02/07/17 17:37	1
Methyl Ethyl Ketone	<5.0		5.0	2.1	ug/L			02/07/17 17:37	1
Bromochloromethane	<1.0		1.0	0.43	ug/L			02/07/17 17:37	1
Chloroform	<2.0		2.0	0.37	ug/L			02/07/17 17:37	1
1,1,1-Trichloroethane	<1.0		1.0	0.38	ug/L			02/07/17 17:37	1
1,1-Dichloropropene	<1.0		1.0	0.30	ug/L			02/07/17 17:37	1
Carbon tetrachloride	<1.0		1.0	0.38	ug/L			02/07/17 17:37	1
1,2-Dichloroethane	<1.0		1.0	0.39	ug/L			02/07/17 17:37	1
Trichloroethene	0.42	J	0.50	0.16	ug/L			02/07/17 17:37	1
1,2-Dichloropropane	<1.0		1.0	0.43	ug/L			02/07/17 17:37	1
Dibromomethane	<1.0		1.0	0.27	ug/L			02/07/17 17:37	1
Bromodichloromethane	<1.0		1.0	0.37	ug/L			02/07/17 17:37	1
cis-1,3-Dichloropropene	<1.0		1.0	0.42	ug/L			02/07/17 17:37	1
methyl isobutyl ketone	<5.0		5.0	2.2	ug/L			02/07/17 17:37	1
Toluene	<0.50		0.50	0.15	ug/L			02/07/17 17:37	1
trans-1,3-Dichloropropene	<1.0		1.0	0.36	ug/L			02/07/17 17:37	1
1,1,2-Trichloroethane	<1.0		1.0	0.35	ug/L			02/07/17 17:37	1
Tetrachloroethene	72		1.0	0.37	ug/L			02/07/17 17:37	1
1,3-Dichloropropane	<1.0		1.0	0.36	ug/L			02/07/17 17:37	1
2-Hexanone	<5.0		5.0	1.6	ug/L			02/07/17 17:37	1
Dibromochloromethane	<1.0		1.0	0.49	ug/L			02/07/17 17:37	1
1,2-Dibromoethane	<1.0		1.0	0.39	ug/L			02/07/17 17:37	1
Chlorobenzene	<1.0		1.0	0.39	ug/L			02/07/17 17:37	1
1,1,1,2-Tetrachloroethane	<1.0		1.0	0.46	ug/L			02/07/17 17:37	1
Ethylbenzene	<0.50		0.50	0.18	ug/L			02/07/17 17:37	1
m&p-Xylene	<1.0		1.0	0.18	ug/L			02/07/17 17:37	1
o-Xylene	<0.50		0.50	0.22	ug/L			02/07/17 17:37	1
Styrene	<1.0		1.0	0.39	ug/L			02/07/17 17:37	1
Bromoform	<1.0		1.0	0.48	ug/L			02/07/17 17:37	1
Isopropylbenzene	<1.0		1.0	0.39	ug/L			02/07/17 17:37	1
Bromobenzene	<1.0		1.0	0.36	ug/L			02/07/17 17:37	1
1,1,2,2-Tetrachloroethane	<1.0		1.0	0.40	ug/L			02/07/17 17:37	1
1,2,3-Trichloropropane	<1.0		1.0	0.41	ug/L			02/07/17 17:37	1
N-Propylbenzene	<1.0		1.0	0.41	ug/L			02/07/17 17:37	1
2-Chlorotoluene	<1.0		1.0	0.31	ug/L			02/07/17 17:37	1

TestAmerica Chicago

Client Sample Results

Client: Weston Solutions, Inc.
Project/Site: Black and Decker

TestAmerica Job ID: 500-123471-1

Client Sample ID: EW-9

Lab Sample ID: 500-123471-24

Date Collected: 02/03/17 10:05

Matrix: Water

Date Received: 02/04/17 09:50

Method: 8260B - VOC (Continued)

Analyte	Result	Qualifier	RL	MDL	Unit	D	Prepared	Analyzed	Dil Fac
1,3,5-Trimethylbenzene	<1.0		1.0	0.25	ug/L			02/07/17 17:37	1
4-Chlorotoluene	<1.0		1.0	0.35	ug/L			02/07/17 17:37	1
tert-Butylbenzene	<1.0		1.0	0.40	ug/L			02/07/17 17:37	1
1,2,4-Trimethylbenzene	<1.0		1.0	0.36	ug/L			02/07/17 17:37	1
sec-Butylbenzene	<1.0		1.0	0.40	ug/L			02/07/17 17:37	1
1,3-Dichlorobenzene	<1.0		1.0	0.40	ug/L			02/07/17 17:37	1
p-Isopropyltoluene	<1.0		1.0	0.36	ug/L			02/07/17 17:37	1
1,4-Dichlorobenzene	<1.0		1.0	0.36	ug/L			02/07/17 17:37	1
n-Butylbenzene	<1.0		1.0	0.39	ug/L			02/07/17 17:37	1
1,2-Dichlorobenzene	<1.0		1.0	0.33	ug/L			02/07/17 17:37	1
1,2-Dibromo-3-Chloropropane	<5.0		5.0	2.0	ug/L			02/07/17 17:37	1
1,2,4-Trichlorobenzene	<1.0		1.0	0.34	ug/L			02/07/17 17:37	1
Hexachlorobutadiene	<1.0		1.0	0.45	ug/L			02/07/17 17:37	1
Naphthalene	<1.0		1.0	0.34	ug/L			02/07/17 17:37	1
1,2,3-Trichlorobenzene	<1.0		1.0	0.46	ug/L			02/07/17 17:37	1

Surrogate	%Recovery	Qualifier	Limits	Prepared	Analyzed	Dil Fac
1,2-Dichloroethane-d4 (Surr)	119		71 - 127		02/07/17 17:37	1
Toluene-d8 (Surr)	91		75 - 120		02/07/17 17:37	1
4-Bromofluorobenzene (Surr)	101		71 - 120		02/07/17 17:37	1
Dibromofluoromethane	91		70 - 120		02/07/17 17:37	1

Client Sample Results

Client: Weston Solutions, Inc.
Project/Site: Black and Decker

TestAmerica Job ID: 500-123471-1

Client Sample ID: EW-9 DUP

Lab Sample ID: 500-123471-25

Date Collected: 02/03/17 10:05

Matrix: Water

Date Received: 02/04/17 09:50

Method: 8260B - VOC

Analyte	Result	Qualifier	RL	MDL	Unit	D	Prepared	Analyzed	Dil Fac
Benzene	<0.50		0.50	0.15	ug/L			02/07/17 18:04	1
Dichlorodifluoromethane	<2.0		2.0	0.67	ug/L			02/07/17 18:04	1
Chloromethane	<1.0		1.0	0.32	ug/L			02/07/17 18:04	1
Vinyl chloride	<0.50		0.50	0.20	ug/L			02/07/17 18:04	1
Bromomethane	<2.0		2.0	0.80	ug/L			02/07/17 18:04	1
Chloroethane	<1.0		1.0	0.51	ug/L			02/07/17 18:04	1
Trichlorofluoromethane	<1.0		1.0	0.43	ug/L			02/07/17 18:04	1
1,1-Dichloroethene	<1.0		1.0	0.39	ug/L			02/07/17 18:04	1
Carbon disulfide	<2.0		2.0	0.45	ug/L			02/07/17 18:04	1
Acetone	<5.0		5.0	1.7	ug/L			02/07/17 18:04	1
Methylene Chloride	<5.0		5.0	1.6	ug/L			02/07/17 18:04	1
trans-1,2-Dichloroethene	<1.0		1.0	0.35	ug/L			02/07/17 18:04	1
1,1-Dichloroethane	<1.0		1.0	0.41	ug/L			02/07/17 18:04	1
2,2-Dichloropropane	<1.0		1.0	0.44	ug/L			02/07/17 18:04	1
cis-1,2-Dichloroethene	<1.0		1.0	0.41	ug/L			02/07/17 18:04	1
Methyl Ethyl Ketone	<5.0		5.0	2.1	ug/L			02/07/17 18:04	1
Bromochloromethane	<1.0		1.0	0.43	ug/L			02/07/17 18:04	1
Chloroform	<2.0		2.0	0.37	ug/L			02/07/17 18:04	1
1,1,1-Trichloroethane	<1.0		1.0	0.38	ug/L			02/07/17 18:04	1
1,1-Dichloropropene	<1.0		1.0	0.30	ug/L			02/07/17 18:04	1
Carbon tetrachloride	<1.0		1.0	0.38	ug/L			02/07/17 18:04	1
1,2-Dichloroethane	<1.0		1.0	0.39	ug/L			02/07/17 18:04	1
Trichloroethene	0.47	J	0.50	0.16	ug/L			02/07/17 18:04	1
1,2-Dichloropropane	<1.0		1.0	0.43	ug/L			02/07/17 18:04	1
Dibromomethane	<1.0		1.0	0.27	ug/L			02/07/17 18:04	1
Bromodichloromethane	<1.0		1.0	0.37	ug/L			02/07/17 18:04	1
cis-1,3-Dichloropropene	<1.0		1.0	0.42	ug/L			02/07/17 18:04	1
methyl isobutyl ketone	<5.0		5.0	2.2	ug/L			02/07/17 18:04	1
Toluene	<0.50		0.50	0.15	ug/L			02/07/17 18:04	1
trans-1,3-Dichloropropene	<1.0		1.0	0.36	ug/L			02/07/17 18:04	1
1,1,2-Trichloroethane	<1.0		1.0	0.35	ug/L			02/07/17 18:04	1
Tetrachloroethene	75		1.0	0.37	ug/L			02/07/17 18:04	1
1,3-Dichloropropane	<1.0		1.0	0.36	ug/L			02/07/17 18:04	1
2-Hexanone	<5.0		5.0	1.6	ug/L			02/07/17 18:04	1
Dibromochloromethane	<1.0		1.0	0.49	ug/L			02/07/17 18:04	1
1,2-Dibromoethane	<1.0		1.0	0.39	ug/L			02/07/17 18:04	1
Chlorobenzene	<1.0		1.0	0.39	ug/L			02/07/17 18:04	1
1,1,1,2-Tetrachloroethane	<1.0		1.0	0.46	ug/L			02/07/17 18:04	1
Ethylbenzene	<0.50		0.50	0.18	ug/L			02/07/17 18:04	1
m&p-Xylene	<1.0		1.0	0.18	ug/L			02/07/17 18:04	1
o-Xylene	<0.50		0.50	0.22	ug/L			02/07/17 18:04	1
Styrene	<1.0		1.0	0.39	ug/L			02/07/17 18:04	1
Bromoform	<1.0		1.0	0.48	ug/L			02/07/17 18:04	1
Isopropylbenzene	<1.0		1.0	0.39	ug/L			02/07/17 18:04	1
Bromobenzene	<1.0		1.0	0.36	ug/L			02/07/17 18:04	1
1,1,2,2-Tetrachloroethane	<1.0		1.0	0.40	ug/L			02/07/17 18:04	1
1,2,3-Trichloropropane	<1.0		1.0	0.41	ug/L			02/07/17 18:04	1
N-Propylbenzene	<1.0		1.0	0.41	ug/L			02/07/17 18:04	1
2-Chlorotoluene	<1.0		1.0	0.31	ug/L			02/07/17 18:04	1

TestAmerica Chicago

Client Sample Results

Client: Weston Solutions, Inc.
Project/Site: Black and Decker

TestAmerica Job ID: 500-123471-1

Client Sample ID: EW-9 DUP

Lab Sample ID: 500-123471-25

Date Collected: 02/03/17 10:05

Matrix: Water

Date Received: 02/04/17 09:50

Method: 8260B - VOC (Continued)

Analyte	Result	Qualifier	RL	MDL	Unit	D	Prepared	Analyzed	Dil Fac
1,3,5-Trimethylbenzene	<1.0		1.0	0.25	ug/L			02/07/17 18:04	1
4-Chlorotoluene	<1.0		1.0	0.35	ug/L			02/07/17 18:04	1
tert-Butylbenzene	<1.0		1.0	0.40	ug/L			02/07/17 18:04	1
1,2,4-Trimethylbenzene	<1.0		1.0	0.36	ug/L			02/07/17 18:04	1
sec-Butylbenzene	<1.0		1.0	0.40	ug/L			02/07/17 18:04	1
1,3-Dichlorobenzene	<1.0		1.0	0.40	ug/L			02/07/17 18:04	1
p-Isopropyltoluene	<1.0		1.0	0.36	ug/L			02/07/17 18:04	1
1,4-Dichlorobenzene	<1.0		1.0	0.36	ug/L			02/07/17 18:04	1
n-Butylbenzene	<1.0		1.0	0.39	ug/L			02/07/17 18:04	1
1,2-Dichlorobenzene	<1.0		1.0	0.33	ug/L			02/07/17 18:04	1
1,2-Dibromo-3-Chloropropane	<5.0		5.0	2.0	ug/L			02/07/17 18:04	1
1,2,4-Trichlorobenzene	<1.0		1.0	0.34	ug/L			02/07/17 18:04	1
Hexachlorobutadiene	<1.0		1.0	0.45	ug/L			02/07/17 18:04	1
Naphthalene	<1.0		1.0	0.34	ug/L			02/07/17 18:04	1
1,2,3-Trichlorobenzene	<1.0		1.0	0.46	ug/L			02/07/17 18:04	1
Surrogate	%Recovery	Qualifier	Limits				Prepared	Analyzed	Dil Fac
1,2-Dichloroethane-d4 (Surr)	117		71 - 127					02/07/17 18:04	1
Toluene-d8 (Surr)	92		75 - 120					02/07/17 18:04	1
4-Bromofluorobenzene (Surr)	100		71 - 120					02/07/17 18:04	1
Dibromofluoromethane	90		70 - 120					02/07/17 18:04	1

Client Sample Results

Client: Weston Solutions, Inc.
Project/Site: Black and Decker

TestAmerica Job ID: 500-123471-1

Client Sample ID: EW-10

Lab Sample ID: 500-123471-26

Date Collected: 02/03/17 11:05

Matrix: Water

Date Received: 02/04/17 09:50

Method: 8260B - VOC

Analyte	Result	Qualifier	RL	MDL	Unit	D	Prepared	Analyzed	Dil Fac
Benzene	<0.50		0.50	0.15	ug/L			02/07/17 18:30	1
Dichlorodifluoromethane	<2.0		2.0	0.67	ug/L			02/07/17 18:30	1
Chloromethane	<1.0		1.0	0.32	ug/L			02/07/17 18:30	1
Vinyl chloride	<0.50		0.50	0.20	ug/L			02/07/17 18:30	1
Bromomethane	<2.0		2.0	0.80	ug/L			02/07/17 18:30	1
Chloroethane	<1.0		1.0	0.51	ug/L			02/07/17 18:30	1
Trichlorofluoromethane	<1.0		1.0	0.43	ug/L			02/07/17 18:30	1
1,1-Dichloroethene	<1.0		1.0	0.39	ug/L			02/07/17 18:30	1
Carbon disulfide	<2.0		2.0	0.45	ug/L			02/07/17 18:30	1
Acetone	<5.0		5.0	1.7	ug/L			02/07/17 18:30	1
Methylene Chloride	<5.0		5.0	1.6	ug/L			02/07/17 18:30	1
trans-1,2-Dichloroethene	<1.0		1.0	0.35	ug/L			02/07/17 18:30	1
1,1-Dichloroethane	<1.0		1.0	0.41	ug/L			02/07/17 18:30	1
2,2-Dichloropropane	<1.0		1.0	0.44	ug/L			02/07/17 18:30	1
cis-1,2-Dichloroethene	<1.0		1.0	0.41	ug/L			02/07/17 18:30	1
Methyl Ethyl Ketone	<5.0		5.0	2.1	ug/L			02/07/17 18:30	1
Bromochloromethane	<1.0		1.0	0.43	ug/L			02/07/17 18:30	1
Chloroform	<2.0		2.0	0.37	ug/L			02/07/17 18:30	1
1,1,1-Trichloroethane	<1.0		1.0	0.38	ug/L			02/07/17 18:30	1
1,1-Dichloropropene	<1.0		1.0	0.30	ug/L			02/07/17 18:30	1
Carbon tetrachloride	<1.0		1.0	0.38	ug/L			02/07/17 18:30	1
1,2-Dichloroethane	<1.0		1.0	0.39	ug/L			02/07/17 18:30	1
Trichloroethene	<0.50		0.50	0.16	ug/L			02/07/17 18:30	1
1,2-Dichloropropane	<1.0		1.0	0.43	ug/L			02/07/17 18:30	1
Dibromomethane	<1.0		1.0	0.27	ug/L			02/07/17 18:30	1
Bromodichloromethane	<1.0		1.0	0.37	ug/L			02/07/17 18:30	1
cis-1,3-Dichloropropene	<1.0		1.0	0.42	ug/L			02/07/17 18:30	1
methyl isobutyl ketone	<5.0		5.0	2.2	ug/L			02/07/17 18:30	1
Toluene	<0.50		0.50	0.15	ug/L			02/07/17 18:30	1
trans-1,3-Dichloropropene	<1.0		1.0	0.36	ug/L			02/07/17 18:30	1
1,1,2-Trichloroethane	<1.0		1.0	0.35	ug/L			02/07/17 18:30	1
Tetrachloroethene	1.9		1.0	0.37	ug/L			02/07/17 18:30	1
1,3-Dichloropropane	<1.0		1.0	0.36	ug/L			02/07/17 18:30	1
2-Hexanone	<5.0		5.0	1.6	ug/L			02/07/17 18:30	1
Dibromochloromethane	<1.0		1.0	0.49	ug/L			02/07/17 18:30	1
1,2-Dibromoethane	<1.0		1.0	0.39	ug/L			02/07/17 18:30	1
Chlorobenzene	<1.0		1.0	0.39	ug/L			02/07/17 18:30	1
1,1,1,2-Tetrachloroethane	<1.0		1.0	0.46	ug/L			02/07/17 18:30	1
Ethylbenzene	<0.50		0.50	0.18	ug/L			02/07/17 18:30	1
m&p-Xylene	<1.0		1.0	0.18	ug/L			02/07/17 18:30	1
o-Xylene	<0.50		0.50	0.22	ug/L			02/07/17 18:30	1
Styrene	<1.0		1.0	0.39	ug/L			02/07/17 18:30	1
Bromoform	<1.0		1.0	0.48	ug/L			02/07/17 18:30	1
Isopropylbenzene	<1.0		1.0	0.39	ug/L			02/07/17 18:30	1
Bromobenzene	<1.0		1.0	0.36	ug/L			02/07/17 18:30	1
1,1,2,2-Tetrachloroethane	<1.0		1.0	0.40	ug/L			02/07/17 18:30	1
1,2,3-Trichloropropane	<1.0		1.0	0.41	ug/L			02/07/17 18:30	1
N-Propylbenzene	<1.0		1.0	0.41	ug/L			02/07/17 18:30	1
2-Chlorotoluene	<1.0		1.0	0.31	ug/L			02/07/17 18:30	1

TestAmerica Chicago

Client Sample Results

Client: Weston Solutions, Inc.
Project/Site: Black and Decker

TestAmerica Job ID: 500-123471-1

Client Sample ID: EW-10

Lab Sample ID: 500-123471-26

Date Collected: 02/03/17 11:05

Matrix: Water

Date Received: 02/04/17 09:50

Method: 8260B - VOC (Continued)

Analyte	Result	Qualifier	RL	MDL	Unit	D	Prepared	Analyzed	Dil Fac
1,3,5-Trimethylbenzene	<1.0		1.0	0.25	ug/L			02/07/17 18:30	1
4-Chlorotoluene	<1.0		1.0	0.35	ug/L			02/07/17 18:30	1
tert-Butylbenzene	<1.0		1.0	0.40	ug/L			02/07/17 18:30	1
1,2,4-Trimethylbenzene	<1.0		1.0	0.36	ug/L			02/07/17 18:30	1
sec-Butylbenzene	<1.0		1.0	0.40	ug/L			02/07/17 18:30	1
1,3-Dichlorobenzene	<1.0		1.0	0.40	ug/L			02/07/17 18:30	1
p-Isopropyltoluene	<1.0		1.0	0.36	ug/L			02/07/17 18:30	1
1,4-Dichlorobenzene	<1.0		1.0	0.36	ug/L			02/07/17 18:30	1
n-Butylbenzene	<1.0		1.0	0.39	ug/L			02/07/17 18:30	1
1,2-Dichlorobenzene	<1.0		1.0	0.33	ug/L			02/07/17 18:30	1
1,2-Dibromo-3-Chloropropane	<5.0		5.0	2.0	ug/L			02/07/17 18:30	1
1,2,4-Trichlorobenzene	<1.0		1.0	0.34	ug/L			02/07/17 18:30	1
Hexachlorobutadiene	<1.0		1.0	0.45	ug/L			02/07/17 18:30	1
Naphthalene	<1.0		1.0	0.34	ug/L			02/07/17 18:30	1
1,2,3-Trichlorobenzene	<1.0		1.0	0.46	ug/L			02/07/17 18:30	1

Surrogate	%Recovery	Qualifier	Limits	Prepared	Analyzed	Dil Fac
1,2-Dichloroethane-d4 (Surr)	119		71 - 127		02/07/17 18:30	1
Toluene-d8 (Surr)	92		75 - 120		02/07/17 18:30	1
4-Bromofluorobenzene (Surr)	98		71 - 120		02/07/17 18:30	1
Dibromofluoromethane	92		70 - 120		02/07/17 18:30	1

Definitions/Glossary

Client: Weston Solutions, Inc.
Project/Site: Black and Decker

TestAmerica Job ID: 500-123471-1

Qualifiers

GC/MS VOA

Qualifier	Qualifier Description
J	Result is less than the RL but greater than or equal to the MDL and the concentration is an approximate value.
*	LCS or LCSD is outside acceptance limits.

Glossary

Abbreviation	These commonly used abbreviations may or may not be present in this report.
□	Listed under the "D" column to designate that the result is reported on a dry weight basis
%R	Percent Recovery
CFL	Contains Free Liquid
CNF	Contains no Free Liquid
DER	Duplicate error ratio (normalized absolute difference)
Dil Fac	Dilution Factor
DL, RA, RE, IN	Indicates a Dilution, Re-analysis, Re-extraction, or additional Initial metals/anion analysis of the sample
DLC	Decision level concentration
MDA	Minimum detectable activity
EDL	Estimated Detection Limit
MDC	Minimum detectable concentration
MDL	Method Detection Limit
ML	Minimum Level (Dioxin)
NC	Not Calculated
ND	Not detected at the reporting limit (or MDL or EDL if shown)
PQL	Practical Quantitation Limit
QC	Quality Control
RER	Relative error ratio
RL	Reporting Limit or Requested Limit (Radiochemistry)
RPD	Relative Percent Difference, a measure of the relative difference between two points
TEF	Toxicity Equivalent Factor (Dioxin)
TEQ	Toxicity Equivalent Quotient (Dioxin)

QC Association Summary

Client: Weston Solutions, Inc.
Project/Site: Black and Decker

TestAmerica Job ID: 500-123471-1

GC/MS VOA

Analysis Batch: 371045

Lab Sample ID	Client Sample ID	Prep Type	Matrix	Method	Prep Batch
500-123471-13	RFW-11B	Total/NA	Water	8260B	
500-123471-14	RFW-12B	Total/NA	Water	8260B	
500-123471-15	RFW-13	Total/NA	Water	8260B	
500-123471-16	RFW-17	Total/NA	Water	8260B	
500-123471-17	EW-2	Total/NA	Water	8260B	
500-123471-18	EW-3	Total/NA	Water	8260B	
500-123471-19	EW-4	Total/NA	Water	8260B	
500-123471-20	EW-5	Total/NA	Water	8260B	
500-123471-21	EW-6	Total/NA	Water	8260B	
500-123471-22	EW-7	Total/NA	Water	8260B	
500-123471-23	EW-8	Total/NA	Water	8260B	
500-123471-24	EW-9	Total/NA	Water	8260B	
500-123471-25	EW-9 DUP	Total/NA	Water	8260B	
500-123471-26	EW-10	Total/NA	Water	8260B	
MB 500-371045/6	Method Blank	Total/NA	Water	8260B	
LCS 500-371045/4	Lab Control Sample	Total/NA	Water	8260B	
500-123471-26 MSD	EW-10	Total/NA	Water	8260B	

Analysis Batch: 371052

Lab Sample ID	Client Sample ID	Prep Type	Matrix	Method	Prep Batch
500-123471-1	RFW-1A	Total/NA	Water	8260B	
500-123471-2	RFW-1B	Total/NA	Water	8260B	
500-123471-3	RFW-2A	Total/NA	Water	8260B	
500-123471-4	RFW-2B	Total/NA	Water	8260B	
500-123471-5	RFW-3B	Total/NA	Water	8260B	
500-123471-6	RFW-4A	Total/NA	Water	8260B	
500-123471-8	RFW-4B DUP	Total/NA	Water	8260B	
500-123471-9	RFW-6	Total/NA	Water	8260B	
500-123471-10	Trip Blank	Total/NA	Water	8260B	
500-123471-11	RFW-7	Total/NA	Water	8260B	
500-123471-12	RFW-9	Total/NA	Water	8260B	
MB 500-371052/6	Method Blank	Total/NA	Water	8260B	
LCS 500-371052/4	Lab Control Sample	Total/NA	Water	8260B	
500-123471-12 MS	RFW-9	Total/NA	Water	8260B	
500-123471-12 MSD	RFW-9	Total/NA	Water	8260B	

Analysis Batch: 371194

Lab Sample ID	Client Sample ID	Prep Type	Matrix	Method	Prep Batch
500-123471-7	RFW-4B	Total/NA	Water	8260B	
500-123471-19 - DL	EW-4	Total/NA	Water	8260B	
MB 500-371194/6	Method Blank	Total/NA	Water	8260B	
LCS 500-371194/4	Lab Control Sample	Total/NA	Water	8260B	

Surrogate Summary

Client: Weston Solutions, Inc.
Project/Site: Black and Decker

TestAmerica Job ID: 500-123471-1

Method: 8260B - VOC

Matrix: Water

Prep Type: Total/NA

Lab Sample ID	Client Sample ID	Percent Surrogate Recovery (Acceptance Limits)			
		12DCE (71-127)	TOL (75-120)	BFB (71-120)	DBFM (70-120)
500-123471-1	RFW-1A	98	97	95	101
500-123471-2	RFW-1B	96	98	97	100
500-123471-3	RFW-2A	96	98	94	101
500-123471-4	RFW-2B	98	98	95	100
500-123471-5	RFW-3B	96	97	96	99
500-123471-6	RFW-4A	97	99	97	101
500-123471-7	RFW-4B	97	99	95	100
500-123471-8	RFW-4B DUP	94	98	96	99
500-123471-9	RFW-6	95	99	97	100
500-123471-10	Trip Blank	96	98	95	99
500-123471-11	RFW-7	97	99	96	100
500-123471-12	RFW-9	96	98	95	101
500-123471-12 MS	RFW-9	91	100	97	96
500-123471-12 MSD	RFW-9	95	98	98	97
500-123471-13	RFW-11B	118	90	95	91
500-123471-14	RFW-12B	117	92	95	90
500-123471-15	RFW-13	115	91	95	92
500-123471-16	RFW-17	117	92	96	90
500-123471-17	EW-2	114	92	99	92
500-123471-18	EW-3	115	92	97	91
500-123471-19	EW-4	117	93	100	92
500-123471-19 - DL	EW-4	98	98	96	101
500-123471-20	EW-5	118	92	101	92
500-123471-21	EW-6	115	93	99	91
500-123471-22	EW-7	115	91	98	90
500-123471-23	EW-8	123	90	100	95
500-123471-24	EW-9	119	91	101	91
500-123471-25	EW-9 DUP	117	92	100	90
500-123471-26	EW-10	119	92	98	92
LCS 500-371045/4	Lab Control Sample	115	92	96	97
LCS 500-371052/4	Lab Control Sample	93	99	96	95
LCS 500-371194/4	Lab Control Sample	93	99	96	96
MB 500-371045/6	Method Blank	113	91	94	92
MB 500-371052/6	Method Blank	96	97	95	100
MB 500-371194/6	Method Blank	95	97	95	100

Surrogate Legend
 12DCE = 1,2-Dichloroethane-d4 (Surr)
 TOL = Toluene-d8 (Surr)
 BFB = 4-Bromofluorobenzene (Surr)
 DBFM = Dibromofluoromethane

Method: 8260B - VOC

Matrix: Water

Prep Type: Total/NA

Lab Sample ID	Client Sample ID	Percent Surrogate Recovery (Acceptance Limits)			
		12DCE	TOL	BFB	DBFM
500-123471-26 MSD	EW-10				

TestAmerica Chicago

Surrogate Summary

Client: Weston Solutions, Inc.
Project/Site: Black and Decker

TestAmerica Job ID: 500-123471-1

Surrogate Legend

12DCE = 1,2-Dichloroethane-d4 (Surr)

TOL = Toluene-d8 (Surr)

BFB = 4-Bromofluorobenzene (Surr)

DBFM = Dibromofluoromethane



QC Sample Results

Client: Weston Solutions, Inc.
Project/Site: Black and Decker

TestAmerica Job ID: 500-123471-1

Method: 8260B - VOC

Lab Sample ID: MB 500-371045/6
Matrix: Water
Analysis Batch: 371045

Client Sample ID: Method Blank
Prep Type: Total/NA

Analyte	MB Result	MB Qualifier	RL	MDL	Unit	D	Prepared	Analyzed	Dil Fac
Benzene	<0.50		0.50	0.15	ug/L			02/07/17 11:24	1
Dichlorodifluoromethane	<2.0		2.0	0.67	ug/L			02/07/17 11:24	1
Chloromethane	<1.0		1.0	0.32	ug/L			02/07/17 11:24	1
Vinyl chloride	<0.50		0.50	0.20	ug/L			02/07/17 11:24	1
Bromomethane	<2.0		2.0	0.80	ug/L			02/07/17 11:24	1
Chloroethane	<1.0		1.0	0.51	ug/L			02/07/17 11:24	1
Trichlorofluoromethane	<1.0		1.0	0.43	ug/L			02/07/17 11:24	1
1,1-Dichloroethene	<1.0		1.0	0.39	ug/L			02/07/17 11:24	1
Carbon disulfide	<2.0		2.0	0.45	ug/L			02/07/17 11:24	1
Acetone	<5.0		5.0	1.7	ug/L			02/07/17 11:24	1
Methylene Chloride	<5.0		5.0	1.6	ug/L			02/07/17 11:24	1
trans-1,2-Dichloroethene	<1.0		1.0	0.35	ug/L			02/07/17 11:24	1
1,1-Dichloroethane	<1.0		1.0	0.41	ug/L			02/07/17 11:24	1
2,2-Dichloropropane	<1.0		1.0	0.44	ug/L			02/07/17 11:24	1
cis-1,2-Dichloroethene	<1.0		1.0	0.41	ug/L			02/07/17 11:24	1
Methyl Ethyl Ketone	<5.0		5.0	2.1	ug/L			02/07/17 11:24	1
Bromochloromethane	<1.0		1.0	0.43	ug/L			02/07/17 11:24	1
Chloroform	<2.0		2.0	0.37	ug/L			02/07/17 11:24	1
1,1,1-Trichloroethane	<1.0		1.0	0.38	ug/L			02/07/17 11:24	1
1,1-Dichloropropene	<1.0		1.0	0.30	ug/L			02/07/17 11:24	1
Carbon tetrachloride	<1.0		1.0	0.38	ug/L			02/07/17 11:24	1
1,2-Dichloroethane	<1.0		1.0	0.39	ug/L			02/07/17 11:24	1
Trichloroethene	<0.50		0.50	0.16	ug/L			02/07/17 11:24	1
1,2-Dichloropropane	<1.0		1.0	0.43	ug/L			02/07/17 11:24	1
Dibromomethane	<1.0		1.0	0.27	ug/L			02/07/17 11:24	1
Bromodichloromethane	<1.0		1.0	0.37	ug/L			02/07/17 11:24	1
cis-1,3-Dichloropropene	<1.0		1.0	0.42	ug/L			02/07/17 11:24	1
methyl isobutyl ketone	<5.0		5.0	2.2	ug/L			02/07/17 11:24	1
Toluene	<0.50		0.50	0.15	ug/L			02/07/17 11:24	1
trans-1,3-Dichloropropene	<1.0		1.0	0.36	ug/L			02/07/17 11:24	1
1,1,2-Trichloroethane	<1.0		1.0	0.35	ug/L			02/07/17 11:24	1
Tetrachloroethene	<1.0		1.0	0.37	ug/L			02/07/17 11:24	1
1,3-Dichloropropane	<1.0		1.0	0.36	ug/L			02/07/17 11:24	1
2-Hexanone	<5.0		5.0	1.6	ug/L			02/07/17 11:24	1
Dibromochloromethane	<1.0		1.0	0.49	ug/L			02/07/17 11:24	1
1,2-Dibromoethane	<1.0		1.0	0.39	ug/L			02/07/17 11:24	1
Chlorobenzene	<1.0		1.0	0.39	ug/L			02/07/17 11:24	1
1,1,1,2-Tetrachloroethane	<1.0		1.0	0.46	ug/L			02/07/17 11:24	1
Ethylbenzene	<0.50		0.50	0.18	ug/L			02/07/17 11:24	1
m&p-Xylene	<1.0		1.0	0.18	ug/L			02/07/17 11:24	1
o-Xylene	<0.50		0.50	0.22	ug/L			02/07/17 11:24	1
Styrene	<1.0		1.0	0.39	ug/L			02/07/17 11:24	1
Bromoform	<1.0		1.0	0.48	ug/L			02/07/17 11:24	1
Isopropylbenzene	<1.0		1.0	0.39	ug/L			02/07/17 11:24	1
Bromobenzene	<1.0		1.0	0.36	ug/L			02/07/17 11:24	1
1,1,2,2-Tetrachloroethane	<1.0		1.0	0.40	ug/L			02/07/17 11:24	1
1,2,3-Trichloropropane	<1.0		1.0	0.41	ug/L			02/07/17 11:24	1
N-Propylbenzene	<1.0		1.0	0.41	ug/L			02/07/17 11:24	1

TestAmerica Chicago

QC Sample Results

Client: Weston Solutions, Inc.
Project/Site: Black and Decker

TestAmerica Job ID: 500-123471-1

Method: 8260B - VOC (Continued)

Lab Sample ID: MB 500-371045/6
Matrix: Water
Analysis Batch: 371045

Client Sample ID: Method Blank
Prep Type: Total/NA

Analyte	MB MB		RL	MDL	Unit	D	Prepared	Analyzed	Dil Fac
	Result	Qualifier							
2-Chlorotoluene	<1.0		1.0	0.31	ug/L			02/07/17 11:24	1
1,3,5-Trimethylbenzene	<1.0		1.0	0.25	ug/L			02/07/17 11:24	1
4-Chlorotoluene	<1.0		1.0	0.35	ug/L			02/07/17 11:24	1
tert-Butylbenzene	<1.0		1.0	0.40	ug/L			02/07/17 11:24	1
1,2,4-Trimethylbenzene	<1.0		1.0	0.36	ug/L			02/07/17 11:24	1
sec-Butylbenzene	<1.0		1.0	0.40	ug/L			02/07/17 11:24	1
1,3-Dichlorobenzene	<1.0		1.0	0.40	ug/L			02/07/17 11:24	1
p-Isopropyltoluene	<1.0		1.0	0.36	ug/L			02/07/17 11:24	1
1,4-Dichlorobenzene	<1.0		1.0	0.36	ug/L			02/07/17 11:24	1
n-Butylbenzene	<1.0		1.0	0.39	ug/L			02/07/17 11:24	1
1,2-Dichlorobenzene	<1.0		1.0	0.33	ug/L			02/07/17 11:24	1
1,2-Dibromo-3-Chloropropane	<5.0		5.0	2.0	ug/L			02/07/17 11:24	1
1,2,4-Trichlorobenzene	<1.0		1.0	0.34	ug/L			02/07/17 11:24	1
Hexachlorobutadiene	<1.0		1.0	0.45	ug/L			02/07/17 11:24	1
Naphthalene	<1.0		1.0	0.34	ug/L			02/07/17 11:24	1
1,2,3-Trichlorobenzene	<1.0		1.0	0.46	ug/L			02/07/17 11:24	1

Surrogate	MB MB		Limits	Prepared	Analyzed	Dil Fac
	%Recovery	Qualifier				
1,2-Dichloroethane-d4 (Surr)	113		71 - 127		02/07/17 11:24	1
Toluene-d8 (Surr)	91		75 - 120		02/07/17 11:24	1
4-Bromofluorobenzene (Surr)	94		71 - 120		02/07/17 11:24	1
Dibromofluoromethane	92		70 - 120		02/07/17 11:24	1

Lab Sample ID: LCS 500-371045/4
Matrix: Water
Analysis Batch: 371045

Client Sample ID: Lab Control Sample
Prep Type: Total/NA

Analyte	Spike Added	LCS Result	LCS Qualifier	Unit	D	%Rec	%Rec.
							Limits
Benzene	50.0	45.3		ug/L		91	70 - 125
Dichlorodifluoromethane	50.0	39.3		ug/L		79	51 - 140
Chloromethane	50.0	64.4		ug/L		129	60 - 140
Vinyl chloride	50.0	49.6		ug/L		99	70 - 126
Bromomethane	50.0	24.4		ug/L		49	40 - 150
Chloroethane	50.0	42.0		ug/L		84	60 - 139
Trichlorofluoromethane	50.0	49.3		ug/L		99	60 - 126
1,1-Dichloroethene	50.0	45.1		ug/L		90	70 - 125
Carbon disulfide	50.0	45.6		ug/L		91	68 - 125
Acetone	50.0	52.5		ug/L		105	37 - 141
Methylene Chloride	50.0	43.2		ug/L		86	68 - 125
trans-1,2-Dichloroethene	50.0	47.1		ug/L		94	70 - 125
1,1-Dichloroethane	50.0	52.2		ug/L		104	70 - 125
2,2-Dichloropropane	50.0	48.3		ug/L		97	62 - 125
cis-1,2-Dichloroethene	50.0	46.1		ug/L		92	70 - 125
Methyl Ethyl Ketone	50.0	66.3		ug/L		133	52 - 142
Bromochloromethane	50.0	42.2		ug/L		84	70 - 125
Chloroform	50.0	47.3		ug/L		95	70 - 125
1,1,1-Trichloroethane	50.0	48.6		ug/L		97	70 - 125
1,1-Dichloropropene	50.0	46.7		ug/L		93	70 - 125

TestAmerica Chicago

QC Sample Results

Client: Weston Solutions, Inc.
Project/Site: Black and Decker

TestAmerica Job ID: 500-123471-1

Method: 8260B - VOC (Continued)

Lab Sample ID: LCS 500-371045/4

Matrix: Water

Analysis Batch: 371045

Client Sample ID: Lab Control Sample
Prep Type: Total/NA

Analyte	Spike Added	LCS Result	LCS Qualifier	Unit	D	%Rec	%Rec. Limits
Carbon tetrachloride	50.0	46.7		ug/L		93	70 - 125
1,2-Dichloroethane	50.0	55.1		ug/L		110	70 - 125
Trichloroethene	50.0	45.1		ug/L		90	70 - 125
1,2-Dichloropropane	50.0	54.1		ug/L		108	70 - 125
Dibromomethane	50.0	43.5		ug/L		87	70 - 125
Bromodichloromethane	50.0	42.4		ug/L		85	70 - 125
cis-1,3-Dichloropropene	50.0	43.6		ug/L		87	70 - 125
methyl isobutyl ketone	50.0	62.5		ug/L		125	47 - 140
Toluene	50.0	45.3		ug/L		91	70 - 125
trans-1,3-Dichloropropene	50.0	43.7		ug/L		87	70 - 125
1,1,2-Trichloroethane	50.0	42.4		ug/L		85	70 - 125
Tetrachloroethene	50.0	47.4		ug/L		95	70 - 125
1,3-Dichloropropane	50.0	43.1		ug/L		86	70 - 125
2-Hexanone	50.0	64.8		ug/L		130	49 - 139
Dibromochloromethane	50.0	41.5		ug/L		83	66 - 125
1,2-Dibromoethane	50.0	43.0		ug/L		86	70 - 125
Chlorobenzene	50.0	44.2		ug/L		88	70 - 125
1,1,1,2-Tetrachloroethane	50.0	44.6		ug/L		89	68 - 125
Ethylbenzene	50.0	44.4		ug/L		89	70 - 125
m&p-Xylene	50.0	45.4		ug/L		91	70 - 125
o-Xylene	50.0	45.2		ug/L		90	70 - 125
Styrene	50.0	45.0		ug/L		90	70 - 125
Bromoform	50.0	41.9		ug/L		84	54 - 128
Isopropylbenzene	50.0	47.0		ug/L		94	70 - 125
Bromobenzene	50.0	46.5		ug/L		93	70 - 125
1,1,2,2-Tetrachloroethane	50.0	45.0		ug/L		90	68 - 125
1,2,3-Trichloropropane	50.0	36.5		ug/L		73	63 - 125
N-Propylbenzene	50.0	45.9		ug/L		92	70 - 125
2-Chlorotoluene	50.0	46.8		ug/L		94	69 - 125
1,3,5-Trimethylbenzene	50.0	46.4		ug/L		93	70 - 125
4-Chlorotoluene	50.0	45.1		ug/L		90	70 - 125
tert-Butylbenzene	50.0	46.7		ug/L		93	70 - 125
1,2,4-Trimethylbenzene	50.0	45.3		ug/L		91	70 - 125
sec-Butylbenzene	50.0	47.3		ug/L		95	70 - 125
1,3-Dichlorobenzene	50.0	46.4		ug/L		93	70 - 125
p-Isopropyltoluene	50.0	47.0		ug/L		94	70 - 125
1,4-Dichlorobenzene	50.0	45.8		ug/L		92	70 - 125
n-Butylbenzene	50.0	46.9		ug/L		94	70 - 125
1,2-Dichlorobenzene	50.0	46.6		ug/L		93	70 - 125
1,2-Dibromo-3-Chloropropane	50.0	37.4		ug/L		75	51 - 125
1,2,4-Trichlorobenzene	50.0	46.5		ug/L		93	64 - 126
Hexachlorobutadiene	50.0	47.8		ug/L		96	57 - 140
Naphthalene	50.0	45.4		ug/L		91	50 - 136
1,2,3-Trichlorobenzene	50.0	51.3		ug/L		103	58 - 135

Surrogate	LCS LCS		Limits
	%Recovery	Qualifier	
1,2-Dichloroethane-d4 (Surr)	115		71 - 127
Toluene-d8 (Surr)	92		75 - 120

TestAmerica Chicago

QC Sample Results

Client: Weston Solutions, Inc.
Project/Site: Black and Decker

TestAmerica Job ID: 500-123471-1

Method: 8260B - VOC (Continued)

Lab Sample ID: LCS 500-371045/4
Matrix: Water
Analysis Batch: 371045

Client Sample ID: Lab Control Sample
Prep Type: Total/NA

Surrogate	LCS LCS		Limits
	%Recovery	Qualifier	
4-Bromofluorobenzene (Surr)	96		71 - 120
Dibromofluoromethane	97		70 - 120

Lab Sample ID: 500-123471-26 MSD
Matrix: Water
Analysis Batch: 371045

Client Sample ID: EW-10
Prep Type: Total/NA

Analyte	Sample	Sample	Spike	MSD	MSD	Unit	D	%Rec	%Rec.	RPD	RPD
	Result	Qualifier	Added	Result	Qualifier				Limits		Limit
Benzene	<0.50		50.0	48.2		ug/L					
Dichlorodifluoromethane	<2.0		50.0	38.1		ug/L					
Chloromethane	<1.0		50.0	66.5		ug/L					
Vinyl chloride	<0.50		50.0	47.5		ug/L					
Bromomethane	<2.0		50.0	24.7		ug/L					
Chloroethane	<1.0		50.0	43.1		ug/L					
Trichlorofluoromethane	<1.0		50.0	48.3		ug/L					
1,1-Dichloroethene	<1.0		50.0	45.8		ug/L					
Carbon disulfide	<2.0		50.0	45.9		ug/L					
Acetone	<5.0		50.0	71.7		ug/L					
Methylene Chloride	<5.0		50.0	47.0		ug/L					
trans-1,2-Dichloroethene	<1.0		50.0	47.5		ug/L					
1,1-Dichloroethane	<1.0		50.0	56.6		ug/L					
2,2-Dichloropropane	<1.0		50.0	49.3		ug/L					
cis-1,2-Dichloroethene	<1.0		50.0	50.2		ug/L					
Methyl Ethyl Ketone	<5.0		50.0	80.6		ug/L					
Bromochloromethane	<1.0		50.0	47.3		ug/L					
Chloroform	<2.0		50.0	50.5		ug/L					
1,1,1-Trichloroethane	<1.0		50.0	50.8		ug/L					
1,1-Dichloropropene	<1.0		50.0	50.2		ug/L					
Carbon tetrachloride	<1.0		50.0	48.6		ug/L					
1,2-Dichloroethane	<1.0		50.0	62.3		ug/L					
Trichloroethene	<0.50		50.0	47.2		ug/L					
1,2-Dichloropropane	<1.0		50.0	58.5		ug/L					
Dibromomethane	<1.0		50.0	49.2		ug/L					
Bromodichloromethane	<1.0		50.0	45.7		ug/L					
cis-1,3-Dichloropropene	<1.0		50.0	47.7		ug/L					
methyl isobutyl ketone	<5.0		50.0	75.6		ug/L					
Toluene	<0.50		50.0	49.3		ug/L					
trans-1,3-Dichloropropene	<1.0		50.0	47.4		ug/L					
1,1,2-Trichloroethane	<1.0		50.0	47.7		ug/L					
Tetrachloroethene	1.9		50.0	51.5		ug/L					
1,3-Dichloropropane	<1.0		50.0	48.0		ug/L					
2-Hexanone	<5.0		50.0	76.0		ug/L					
Dibromochloromethane	<1.0		50.0	44.9		ug/L					
1,2-Dibromoethane	<1.0		50.0	46.9		ug/L					
Chlorobenzene	<1.0		50.0	47.6		ug/L					
1,1,1,2-Tetrachloroethane	<1.0		50.0	48.9		ug/L					
Ethylbenzene	<0.50		50.0	46.5		ug/L					
m&p-Xylene	<1.0		50.0	47.9		ug/L					

TestAmerica Chicago

QC Sample Results

Client: Weston Solutions, Inc.
Project/Site: Black and Decker

TestAmerica Job ID: 500-123471-1

Method: 8260B - VOC (Continued)

Lab Sample ID: 500-123471-26 MSD

Matrix: Water

Analysis Batch: 371045

Client Sample ID: EW-10

Prep Type: Total/NA

Analyte	Sample Result	Sample Qualifier	Spike Added	MSD Result	MSD Qualifier	Unit	D	%Rec	%Rec. Limits	RPD	RPD Limit
o-Xylene	<0.50		50.0	48.7		ug/L					
Styrene	<1.0		50.0	47.6		ug/L					
Bromoform	<1.0		50.0	43.8		ug/L					
Isopropylbenzene	<1.0		50.0	51.9		ug/L					
Bromobenzene	<1.0		50.0	52.4		ug/L					
1,1,2,2-Tetrachloroethane	<1.0		50.0	50.6		ug/L					
1,2,3-Trichloropropane	<1.0		50.0	39.2		ug/L					
N-Propylbenzene	<1.0		50.0	49.8		ug/L					
2-Chlorotoluene	<1.0		50.0	50.4		ug/L					
1,3,5-Trimethylbenzene	<1.0		50.0	50.5		ug/L					
4-Chlorotoluene	<1.0		50.0	48.3		ug/L					
tert-Butylbenzene	<1.0		50.0	51.9		ug/L					
1,2,4-Trimethylbenzene	<1.0		50.0	49.2		ug/L					
sec-Butylbenzene	<1.0		50.0	51.1		ug/L					
1,3-Dichlorobenzene	<1.0		50.0	49.3		ug/L					
p-Isopropyltoluene	<1.0		50.0	49.5		ug/L					
1,4-Dichlorobenzene	<1.0		50.0	48.4		ug/L					
n-Butylbenzene	<1.0		50.0	47.4		ug/L					
1,2-Dichlorobenzene	<1.0		50.0	50.3		ug/L					
1,2-Dibromo-3-Chloropropane	<5.0		50.0	44.4		ug/L					
1,2,4-Trichlorobenzene	<1.0		50.0	48.4		ug/L					
Hexachlorobutadiene	<1.0		50.0	50.8		ug/L					
Naphthalene	<1.0		50.0	53.8		ug/L					
1,2,3-Trichlorobenzene	<1.0		50.0	58.6		ug/L					

Surrogate	MSD %Recovery	MSD Qualifier	Limits
1,2-Dichloroethane-d4 (Surr)			
Toluene-d8 (Surr)			
4-Bromofluorobenzene (Surr)			
Dibromofluoromethane			

Lab Sample ID: MB 500-371052/6

Matrix: Water

Analysis Batch: 371052

Client Sample ID: Method Blank

Prep Type: Total/NA

Analyte	MB Result	MB Qualifier	RL	MDL	Unit	D	Prepared	Analyzed	Dil Fac
Benzene	<0.50		0.50	0.15	ug/L			02/07/17 10:25	1
Dichlorodifluoromethane	<2.0		2.0	0.67	ug/L			02/07/17 10:25	1
Chloromethane	<1.0		1.0	0.32	ug/L			02/07/17 10:25	1
Vinyl chloride	<0.50		0.50	0.20	ug/L			02/07/17 10:25	1
Bromomethane	<2.0		2.0	0.80	ug/L			02/07/17 10:25	1
Chloroethane	<1.0		1.0	0.51	ug/L			02/07/17 10:25	1
Trichlorofluoromethane	<1.0		1.0	0.43	ug/L			02/07/17 10:25	1
1,1-Dichloroethene	<1.0		1.0	0.39	ug/L			02/07/17 10:25	1
Carbon disulfide	<2.0		2.0	0.45	ug/L			02/07/17 10:25	1
Acetone	<5.0		5.0	1.7	ug/L			02/07/17 10:25	1
Methylene Chloride	<5.0		5.0	1.6	ug/L			02/07/17 10:25	1
trans-1,2-Dichloroethene	<1.0		1.0	0.35	ug/L			02/07/17 10:25	1

TestAmerica Chicago

QC Sample Results

Client: Weston Solutions, Inc.
Project/Site: Black and Decker

TestAmerica Job ID: 500-123471-1

Method: 8260B - VOC (Continued)

Lab Sample ID: MB 500-371052/6
Matrix: Water
Analysis Batch: 371052

Client Sample ID: Method Blank
Prep Type: Total/NA

Analyte	MB MB		RL	MDL	Unit	D	Prepared	Analyzed	Dil Fac
	Result	Qualifier							
1,1-Dichloroethane	<1.0		1.0	0.41	ug/L			02/07/17 10:25	1
2,2-Dichloropropane	<1.0		1.0	0.44	ug/L			02/07/17 10:25	1
cis-1,2-Dichloroethene	<1.0		1.0	0.41	ug/L			02/07/17 10:25	1
Methyl Ethyl Ketone	<5.0		5.0	2.1	ug/L			02/07/17 10:25	1
Bromochloromethane	<1.0		1.0	0.43	ug/L			02/07/17 10:25	1
Chloroform	<2.0		2.0	0.37	ug/L			02/07/17 10:25	1
1,1,1-Trichloroethane	<1.0		1.0	0.38	ug/L			02/07/17 10:25	1
1,1-Dichloropropene	<1.0		1.0	0.30	ug/L			02/07/17 10:25	1
Carbon tetrachloride	<1.0		1.0	0.38	ug/L			02/07/17 10:25	1
1,2-Dichloroethane	<1.0		1.0	0.39	ug/L			02/07/17 10:25	1
Trichloroethene	<0.50		0.50	0.16	ug/L			02/07/17 10:25	1
1,2-Dichloropropane	<1.0		1.0	0.43	ug/L			02/07/17 10:25	1
Dibromomethane	<1.0		1.0	0.27	ug/L			02/07/17 10:25	1
Bromodichloromethane	<1.0		1.0	0.37	ug/L			02/07/17 10:25	1
cis-1,3-Dichloropropene	<1.0		1.0	0.42	ug/L			02/07/17 10:25	1
methyl isobutyl ketone	<5.0		5.0	2.2	ug/L			02/07/17 10:25	1
Toluene	<0.50		0.50	0.15	ug/L			02/07/17 10:25	1
trans-1,3-Dichloropropene	<1.0		1.0	0.36	ug/L			02/07/17 10:25	1
1,1,2-Trichloroethane	<1.0		1.0	0.35	ug/L			02/07/17 10:25	1
Tetrachloroethene	<1.0		1.0	0.37	ug/L			02/07/17 10:25	1
1,3-Dichloropropane	<1.0		1.0	0.36	ug/L			02/07/17 10:25	1
2-Hexanone	<5.0		5.0	1.6	ug/L			02/07/17 10:25	1
Dibromochloromethane	<1.0		1.0	0.49	ug/L			02/07/17 10:25	1
1,2-Dibromoethane	<1.0		1.0	0.39	ug/L			02/07/17 10:25	1
Chlorobenzene	<1.0		1.0	0.39	ug/L			02/07/17 10:25	1
1,1,1,2-Tetrachloroethane	<1.0		1.0	0.46	ug/L			02/07/17 10:25	1
Ethylbenzene	<0.50		0.50	0.18	ug/L			02/07/17 10:25	1
m&p-Xylene	<1.0		1.0	0.18	ug/L			02/07/17 10:25	1
o-Xylene	<0.50		0.50	0.22	ug/L			02/07/17 10:25	1
Styrene	<1.0		1.0	0.39	ug/L			02/07/17 10:25	1
Bromoform	<1.0		1.0	0.48	ug/L			02/07/17 10:25	1
Isopropylbenzene	<1.0		1.0	0.39	ug/L			02/07/17 10:25	1
Bromobenzene	<1.0		1.0	0.36	ug/L			02/07/17 10:25	1
1,1,2,2-Tetrachloroethane	<1.0		1.0	0.40	ug/L			02/07/17 10:25	1
1,2,3-Trichloropropane	<1.0		1.0	0.41	ug/L			02/07/17 10:25	1
N-Propylbenzene	<1.0		1.0	0.41	ug/L			02/07/17 10:25	1
2-Chlorotoluene	<1.0		1.0	0.31	ug/L			02/07/17 10:25	1
1,3,5-Trimethylbenzene	<1.0		1.0	0.25	ug/L			02/07/17 10:25	1
4-Chlorotoluene	<1.0		1.0	0.35	ug/L			02/07/17 10:25	1
tert-Butylbenzene	<1.0		1.0	0.40	ug/L			02/07/17 10:25	1
1,2,4-Trimethylbenzene	<1.0		1.0	0.36	ug/L			02/07/17 10:25	1
sec-Butylbenzene	<1.0		1.0	0.40	ug/L			02/07/17 10:25	1
1,3-Dichlorobenzene	<1.0		1.0	0.40	ug/L			02/07/17 10:25	1
p-Isopropyltoluene	<1.0		1.0	0.36	ug/L			02/07/17 10:25	1
1,4-Dichlorobenzene	<1.0		1.0	0.36	ug/L			02/07/17 10:25	1
n-Butylbenzene	<1.0		1.0	0.39	ug/L			02/07/17 10:25	1
1,2-Dichlorobenzene	<1.0		1.0	0.33	ug/L			02/07/17 10:25	1
1,2-Dibromo-3-Chloropropane	<5.0		5.0	2.0	ug/L			02/07/17 10:25	1

TestAmerica Chicago

QC Sample Results

Client: Weston Solutions, Inc.
Project/Site: Black and Decker

TestAmerica Job ID: 500-123471-1

Method: 8260B - VOC (Continued)

Lab Sample ID: MB 500-371052/6
Matrix: Water
Analysis Batch: 371052

Client Sample ID: Method Blank
Prep Type: Total/NA

Analyte	MB MB		RL	MDL	Unit	D	Prepared	Analyzed	Dil Fac
	Result	Qualifier							
1,2,4-Trichlorobenzene	<1.0		1.0	0.34	ug/L			02/07/17 10:25	1
Hexachlorobutadiene	<1.0		1.0	0.45	ug/L			02/07/17 10:25	1
Naphthalene	<1.0		1.0	0.34	ug/L			02/07/17 10:25	1
1,2,3-Trichlorobenzene	<1.0		1.0	0.46	ug/L			02/07/17 10:25	1

Surrogate	MB MB		Limits	Prepared	Analyzed	Dil Fac
	%Recovery	Qualifier				
1,2-Dichloroethane-d4 (Surr)	96		71 - 127		02/07/17 10:25	1
Toluene-d8 (Surr)	97		75 - 120		02/07/17 10:25	1
4-Bromofluorobenzene (Surr)	95		71 - 120		02/07/17 10:25	1
Dibromofluoromethane	100		70 - 120		02/07/17 10:25	1

Lab Sample ID: LCS 500-371052/4
Matrix: Water
Analysis Batch: 371052

Client Sample ID: Lab Control Sample
Prep Type: Total/NA

Analyte	Spike Added	LCS LCS		Unit	D	%Rec	%Rec. Limits
		Result	Qualifier				
Benzene	50.0	44.4		ug/L		89	70 - 125
Dichlorodifluoromethane	50.0	31.5		ug/L		63	51 - 140
Chloromethane	50.0	49.0		ug/L		98	60 - 140
Vinyl chloride	50.0	46.4		ug/L		93	70 - 126
Bromomethane	50.0	41.6		ug/L		83	40 - 150
Chloroethane	50.0	48.3		ug/L		97	60 - 139
Trichlorofluoromethane	50.0	48.0		ug/L		96	60 - 126
1,1-Dichloroethane	50.0	46.5		ug/L		93	70 - 125
Carbon disulfide	50.0	44.0		ug/L		88	68 - 125
Acetone	50.0	42.0		ug/L		84	37 - 141
Methylene Chloride	50.0	44.5		ug/L		89	68 - 125
trans-1,2-Dichloroethene	50.0	46.9		ug/L		94	70 - 125
1,1-Dichloroethane	50.0	44.5		ug/L		89	70 - 125
2,2-Dichloropropane	50.0	40.1		ug/L		80	62 - 125
cis-1,2-Dichloroethene	50.0	46.2		ug/L		92	70 - 125
Methyl Ethyl Ketone	50.0	46.1		ug/L		92	52 - 142
Bromochloromethane	50.0	47.0		ug/L		94	70 - 125
Chloroform	50.0	44.2		ug/L		88	70 - 125
1,1,1-Trichloroethane	50.0	45.6		ug/L		91	70 - 125
1,1-Dichloropropene	50.0	45.8		ug/L		92	70 - 125
Carbon tetrachloride	50.0	46.4		ug/L		93	70 - 125
1,2-Dichloroethane	50.0	44.9		ug/L		90	70 - 125
Trichloroethene	50.0	47.6		ug/L		95	70 - 125
1,2-Dichloropropane	50.0	46.4		ug/L		93	70 - 125
Dibromomethane	50.0	45.9		ug/L		92	70 - 125
Bromodichloromethane	50.0	43.4		ug/L		87	70 - 125
cis-1,3-Dichloropropene	50.0	44.4		ug/L		89	70 - 125
methyl isobutyl ketone	50.0	39.6		ug/L		79	47 - 140
Toluene	50.0	46.3		ug/L		93	70 - 125
trans-1,3-Dichloropropene	50.0	43.8		ug/L		88	70 - 125
1,1,2-Trichloroethane	50.0	46.6		ug/L		93	70 - 125
Tetrachloroethene	50.0	48.8		ug/L		98	70 - 125

TestAmerica Chicago

QC Sample Results

Client: Weston Solutions, Inc.
Project/Site: Black and Decker

TestAmerica Job ID: 500-123471-1

Method: 8260B - VOC (Continued)

Lab Sample ID: LCS 500-371052/4
Matrix: Water
Analysis Batch: 371052

Client Sample ID: Lab Control Sample
Prep Type: Total/NA

Analyte	Spike Added	LCS Result	LCS Qualifier	Unit	D	%Rec	%Rec. Limits
1,3-Dichloropropane	50.0	46.1		ug/L		92	70 - 125
2-Hexanone	50.0	40.3		ug/L		81	49 - 139
Dibromochloromethane	50.0	47.1		ug/L		94	66 - 125
1,2-Dibromoethane	50.0	45.3		ug/L		91	70 - 125
Chlorobenzene	50.0	47.7		ug/L		95	70 - 125
1,1,1,2-Tetrachloroethane	50.0	47.0		ug/L		94	68 - 125
Ethylbenzene	50.0	47.8		ug/L		96	70 - 125
m&p-Xylene	50.0	46.5		ug/L		93	70 - 125
o-Xylene	50.0	44.5		ug/L		89	70 - 125
Styrene	50.0	47.6		ug/L		95	70 - 125
Bromoform	50.0	48.0		ug/L		96	54 - 128
Isopropylbenzene	50.0	49.7		ug/L		99	70 - 125
Bromobenzene	50.0	48.5		ug/L		97	70 - 125
1,1,2,2-Tetrachloroethane	50.0	44.7		ug/L		89	68 - 125
1,2,3-Trichloropropane	50.0	41.3		ug/L		83	63 - 125
N-Propylbenzene	50.0	49.6		ug/L		99	70 - 125
2-Chlorotoluene	50.0	48.3		ug/L		97	69 - 125
1,3,5-Trimethylbenzene	50.0	47.7		ug/L		95	70 - 125
4-Chlorotoluene	50.0	47.4		ug/L		95	70 - 125
tert-Butylbenzene	50.0	48.5		ug/L		97	70 - 125
1,2,4-Trimethylbenzene	50.0	47.9		ug/L		96	70 - 125
sec-Butylbenzene	50.0	49.5		ug/L		99	70 - 125
1,3-Dichlorobenzene	50.0	48.3		ug/L		97	70 - 125
p-Isopropyltoluene	50.0	48.9		ug/L		98	70 - 125
1,4-Dichlorobenzene	50.0	48.3		ug/L		97	70 - 125
n-Butylbenzene	50.0	48.5		ug/L		97	70 - 125
1,2-Dichlorobenzene	50.0	47.2		ug/L		94	70 - 125
1,2-Dibromo-3-Chloropropane	50.0	38.4		ug/L		77	51 - 125
1,2,4-Trichlorobenzene	50.0	40.5		ug/L		81	64 - 126
Hexachlorobutadiene	50.0	50.6		ug/L		101	57 - 140
Naphthalene	50.0	35.0		ug/L		70	50 - 136
1,2,3-Trichlorobenzene	50.0	38.6		ug/L		77	58 - 135

Surrogate	LCS LCS		Limits
	%Recovery	Qualifier	
1,2-Dichloroethane-d4 (Surr)	93		71 - 127
Toluene-d8 (Surr)	99		75 - 120
4-Bromofluorobenzene (Surr)	96		71 - 120
Dibromofluoromethane	95		70 - 120

Lab Sample ID: 500-123471-12 MS
Matrix: Water
Analysis Batch: 371052

Client Sample ID: RFW-9
Prep Type: Total/NA

Analyte	Sample Result	Sample Qualifier	Spike Added	MS Result	MS Qualifier	Unit	D	%Rec	%Rec. Limits
Benzene	<0.50		50.0	45.9		ug/L		92	70 - 125
Dichlorodifluoromethane	<2.0		50.0	31.1		ug/L		62	51 - 140
Chloromethane	<1.0		50.0	46.6		ug/L		93	60 - 140
Vinyl chloride	<0.50		50.0	45.3		ug/L		91	70 - 126

TestAmerica Chicago

QC Sample Results

Client: Weston Solutions, Inc.
Project/Site: Black and Decker

TestAmerica Job ID: 500-123471-1

Method: 8260B - VOC (Continued)

Lab Sample ID: 500-123471-12 MS

Matrix: Water

Analysis Batch: 371052

Client Sample ID: RFW-9

Prep Type: Total/NA

Analyte	Sample	Sample	Spike	MS	MS	Unit	D	%Rec	%Rec.
	Result	Qualifier	Added	Result	Qualifier				Limits
Bromomethane	<2.0		50.0	37.9		ug/L		76	40 - 150
Chloroethane	<1.0		50.0	46.1		ug/L		92	60 - 139
Trichlorofluoromethane	<1.0		50.0	46.4		ug/L		93	60 - 126
1,1-Dichloroethane	0.50	J	50.0	47.6		ug/L		94	70 - 125
Carbon disulfide	<2.0		50.0	44.2		ug/L		88	68 - 125
Acetone	<5.0		50.0	39.2		ug/L		78	37 - 141
Methylene Chloride	<5.0		50.0	45.9		ug/L		92	68 - 125
trans-1,2-Dichloroethene	<1.0		50.0	47.3		ug/L		95	70 - 125
1,1-Dichloroethane	<1.0		50.0	46.6		ug/L		93	70 - 125
2,2-Dichloropropane	<1.0		50.0	39.4		ug/L		79	62 - 125
cis-1,2-Dichloroethene	13		50.0	59.9		ug/L		94	70 - 125
Methyl Ethyl Ketone	<5.0		50.0	45.3		ug/L		91	52 - 142
Bromochloromethane	<1.0		50.0	47.9		ug/L		96	70 - 125
Chloroform	<2.0		50.0	45.6		ug/L		91	70 - 125
1,1,1-Trichloroethane	<1.0		50.0	45.9		ug/L		92	70 - 125
1,1-Dichloropropene	<1.0		50.0	46.1		ug/L		92	70 - 125
Carbon tetrachloride	<1.0		50.0	47.5		ug/L		95	70 - 125
1,2-Dichloroethane	<1.0		50.0	46.3		ug/L		93	70 - 125
Trichloroethene	7.8		50.0	56.3		ug/L		97	70 - 125
1,2-Dichloropropane	<1.0		50.0	48.7		ug/L		97	70 - 125
Dibromomethane	<1.0		50.0	47.6		ug/L		95	70 - 125
Bromodichloromethane	<1.0		50.0	44.8		ug/L		90	70 - 125
cis-1,3-Dichloropropene	<1.0		50.0	45.2		ug/L		90	70 - 125
methyl isobutyl ketone	<5.0		50.0	40.8		ug/L		82	47 - 140
Toluene	<0.50		50.0	47.8		ug/L		96	70 - 125
trans-1,3-Dichloropropene	<1.0		50.0	44.9		ug/L		90	70 - 125
1,1,2-Trichloroethane	<1.0		50.0	47.8		ug/L		96	70 - 125
Tetrachloroethene	5.3		50.0	54.7		ug/L		99	70 - 125
1,3-Dichloropropane	<1.0		50.0	48.1		ug/L		96	70 - 125
2-Hexanone	<5.0		50.0	39.8		ug/L		80	49 - 139
Dibromochloromethane	<1.0		50.0	48.8		ug/L		98	66 - 125
1,2-Dibromoethane	<1.0		50.0	47.9		ug/L		96	70 - 125
Chlorobenzene	<1.0		50.0	49.7		ug/L		99	70 - 125
1,1,1,2-Tetrachloroethane	<1.0		50.0	49.4		ug/L		99	68 - 125
Ethylbenzene	<0.50		50.0	49.7		ug/L		99	70 - 125
m&p-Xylene	<1.0		50.0	47.3		ug/L		95	70 - 125
o-Xylene	<0.50		50.0	46.0		ug/L		92	70 - 125
Styrene	<1.0		50.0	47.3		ug/L		95	70 - 125
Bromoform	<1.0		50.0	49.6		ug/L		99	54 - 128
Isopropylbenzene	<1.0		50.0	53.0		ug/L		106	70 - 125
Bromobenzene	<1.0		50.0	52.4		ug/L		105	70 - 125
1,1,1,2,2-Tetrachloroethane	<1.0		50.0	47.3		ug/L		95	68 - 125
1,2,3-Trichloropropane	<1.0		50.0	44.5		ug/L		89	63 - 125
N-Propylbenzene	<1.0		50.0	51.6		ug/L		103	70 - 125
2-Chlorotoluene	<1.0		50.0	50.9		ug/L		102	69 - 125
1,3,5-Trimethylbenzene	<1.0		50.0	50.2		ug/L		100	70 - 125
4-Chlorotoluene	<1.0		50.0	49.2		ug/L		98	70 - 125
tert-Butylbenzene	<1.0		50.0	50.1		ug/L		100	70 - 125

TestAmerica Chicago

QC Sample Results

Client: Weston Solutions, Inc.
Project/Site: Black and Decker

TestAmerica Job ID: 500-123471-1

Method: 8260B - VOC (Continued)

Lab Sample ID: 500-123471-12 MS

Matrix: Water

Analysis Batch: 371052

Client Sample ID: RFW-9

Prep Type: Total/NA

Analyte	Sample	Sample	Spike	MS	MS	Unit	D	%Rec	%Rec.
	Result	Qualifier	Added	Result	Qualifier				
1,2,4-Trimethylbenzene	<1.0		50.0	49.8		ug/L		100	70 - 125
sec-Butylbenzene	<1.0		50.0	52.2		ug/L		104	70 - 125
1,3-Dichlorobenzene	<1.0		50.0	49.1		ug/L		98	70 - 125
p-Isopropyltoluene	<1.0		50.0	52.3		ug/L		105	70 - 125
1,4-Dichlorobenzene	<1.0		50.0	48.0		ug/L		96	70 - 125
n-Butylbenzene	<1.0		50.0	46.2		ug/L		92	70 - 125
1,2-Dichlorobenzene	<1.0		50.0	49.2		ug/L		98	70 - 125
1,2-Dibromo-3-Chloropropane	<5.0		50.0	38.9		ug/L		78	51 - 125
1,2,4-Trichlorobenzene	<1.0		50.0	36.3		ug/L		73	64 - 126
Hexachlorobutadiene	<1.0		50.0	50.6		ug/L		101	57 - 140
Naphthalene	<1.0		50.0	35.2		ug/L		70	50 - 136
1,2,3-Trichlorobenzene	<1.0		50.0	36.9		ug/L		74	58 - 135
MS MS									
Surrogate	%Recovery	Qualifier	Limits						
1,2-Dichloroethane-d4 (Surr)	91		71 - 127						
Toluene-d8 (Surr)	100		75 - 120						
4-Bromofluorobenzene (Surr)	97		71 - 120						
Dibromofluoromethane	96		70 - 120						

Lab Sample ID: 500-123471-12 MSD

Matrix: Water

Analysis Batch: 371052

Client Sample ID: RFW-9

Prep Type: Total/NA

Analyte	Sample	Sample	Spike	MSD	MSD	Unit	D	%Rec	%Rec.	RPD	RPD
	Result	Qualifier	Added	Result	Qualifier						
Benzene	<0.50		50.0	47.5		ug/L		95	70 - 125	3	20
Dichlorodifluoromethane	<2.0		50.0	32.2		ug/L		64	51 - 140	3	20
Chloromethane	<1.0		50.0	50.7		ug/L		101	60 - 140	8	20
Vinyl chloride	<0.50		50.0	47.7		ug/L		95	70 - 126	5	20
Bromomethane	<2.0		50.0	42.5		ug/L		85	40 - 150	11	20
Chloroethane	<1.0		50.0	49.1		ug/L		98	60 - 139	6	20
Trichlorofluoromethane	<1.0		50.0	49.0		ug/L		98	60 - 126	6	20
1,1-Dichloroethene	0.50	J	50.0	49.0		ug/L		97	70 - 125	3	20
Carbon disulfide	<2.0		50.0	45.5		ug/L		91	68 - 125	3	20
Acetone	<5.0		50.0	42.7		ug/L		85	37 - 141	9	20
Methylene Chloride	<5.0		50.0	48.2		ug/L		96	68 - 125	5	20
trans-1,2-Dichloroethene	<1.0		50.0	49.1		ug/L		98	70 - 125	4	20
1,1-Dichloroethane	<1.0		50.0	48.5		ug/L		97	70 - 125	4	20
2,2-Dichloropropane	<1.0		50.0	40.9		ug/L		82	62 - 125	4	20
cis-1,2-Dichloroethene	13		50.0	61.8		ug/L		98	70 - 125	3	20
Methyl Ethyl Ketone	<5.0		50.0	51.6		ug/L		103	52 - 142	13	20
Bromochloromethane	<1.0		50.0	50.7		ug/L		101	70 - 125	6	20
Chloroform	<2.0		50.0	48.0		ug/L		96	70 - 125	5	20
1,1,1-Trichloroethane	<1.0		50.0	47.7		ug/L		95	70 - 125	4	20
1,1-Dichloropropene	<1.0		50.0	47.6		ug/L		95	70 - 125	3	20
Carbon tetrachloride	<1.0		50.0	48.8		ug/L		98	70 - 125	3	20
1,2-Dichloroethane	<1.0		50.0	48.4		ug/L		97	70 - 125	4	20
Trichloroethene	7.8		50.0	57.5		ug/L		99	70 - 125	2	20
1,2-Dichloropropane	<1.0		50.0	50.0		ug/L		100	70 - 125	3	20

TestAmerica Chicago

QC Sample Results

Client: Weston Solutions, Inc.
Project/Site: Black and Decker

TestAmerica Job ID: 500-123471-1

Method: 8260B - VOC (Continued)

Lab Sample ID: 500-123471-12 MSD

Matrix: Water

Analysis Batch: 371052

Client Sample ID: RFW-9

Prep Type: Total/NA

Analyte	Sample	Sample	Spike	MSD	MSD	Unit	D	%Rec	%Rec.	RPD	RPD
	Result	Qualifier	Added	Result	Qualifier				Limits		Limit
Dibromomethane	<1.0		50.0	50.7		ug/L		101	70 - 125	6	20
Bromodichloromethane	<1.0		50.0	46.9		ug/L		94	70 - 125	5	20
cis-1,3-Dichloropropene	<1.0		50.0	46.3		ug/L		93	70 - 125	2	20
methyl isobutyl ketone	<5.0		50.0	42.6		ug/L		85	47 - 140	4	20
Toluene	<0.50		50.0	48.6		ug/L		97	70 - 125	2	20
trans-1,3-Dichloropropene	<1.0		50.0	45.7		ug/L		91	70 - 125	2	20
1,1,2-Trichloroethane	<1.0		50.0	49.1		ug/L		98	70 - 125	3	20
Tetrachloroethene	5.3		50.0	55.5		ug/L		101	70 - 125	2	20
1,3-Dichloropropane	<1.0		50.0	50.3		ug/L		101	70 - 125	4	20
2-Hexanone	<5.0		50.0	42.5		ug/L		85	49 - 139	6	20
Dibromochloromethane	<1.0		50.0	50.4		ug/L		101	66 - 125	3	20
1,2-Dibromoethane	<1.0		50.0	49.9		ug/L		100	70 - 125	4	20
Chlorobenzene	<1.0		50.0	50.7		ug/L		101	70 - 125	2	20
1,1,1,2-Tetrachloroethane	<1.0		50.0	51.1		ug/L		102	68 - 125	3	20
Ethylbenzene	<0.50		50.0	50.6		ug/L		101	70 - 125	2	20
m&p-Xylene	<1.0		50.0	48.1		ug/L		96	70 - 125	2	20
o-Xylene	<0.50		50.0	47.5		ug/L		95	70 - 125	3	20
Styrene	<1.0		50.0	48.5		ug/L		97	70 - 125	2	20
Bromoform	<1.0		50.0	52.3		ug/L		105	54 - 128	5	20
Isopropylbenzene	<1.0		50.0	52.5		ug/L		105	70 - 125	1	20
Bromobenzene	<1.0		50.0	52.1		ug/L		104	70 - 125	1	20
1,1,2,2-Tetrachloroethane	<1.0		50.0	49.0		ug/L		98	68 - 125	4	20
1,2,3-Trichloropropane	<1.0		50.0	45.8		ug/L		92	63 - 125	3	20
N-Propylbenzene	<1.0		50.0	51.3		ug/L		103	70 - 125	1	20
2-Chlorotoluene	<1.0		50.0	51.0		ug/L		102	69 - 125	0	20
1,3,5-Trimethylbenzene	<1.0		50.0	50.2		ug/L		100	70 - 125	0	20
4-Chlorotoluene	<1.0		50.0	49.2		ug/L		98	70 - 125	0	20
tert-Butylbenzene	<1.0		50.0	49.9		ug/L		100	70 - 125	0	20
1,2,4-Trimethylbenzene	<1.0		50.0	50.3		ug/L		101	70 - 125	1	20
sec-Butylbenzene	<1.0		50.0	51.7		ug/L		103	70 - 125	1	20
1,3-Dichlorobenzene	<1.0		50.0	49.7		ug/L		99	70 - 125	1	20
p-Isopropyltoluene	<1.0		50.0	51.7		ug/L		103	70 - 125	1	20
1,4-Dichlorobenzene	<1.0		50.0	49.5		ug/L		99	70 - 125	3	20
n-Butylbenzene	<1.0		50.0	47.0		ug/L		94	70 - 125	2	20
1,2-Dichlorobenzene	<1.0		50.0	50.3		ug/L		101	70 - 125	2	20
1,2-Dibromo-3-Chloropropane	<5.0		50.0	41.2		ug/L		82	51 - 125	6	20
1,2,4-Trichlorobenzene	<1.0		50.0	39.9		ug/L		80	64 - 126	9	20
Hexachlorobutadiene	<1.0		50.0	51.5		ug/L		103	57 - 140	2	20
Naphthalene	<1.0		50.0	38.9		ug/L		78	50 - 136	10	20
1,2,3-Trichlorobenzene	<1.0		50.0	40.8		ug/L		82	58 - 135	10	20

Surrogate	MSD	MSD	Limits
	%Recovery	Qualifier	
1,2-Dichloroethane-d4 (Surr)	95		71 - 127
Toluene-d8 (Surr)	98		75 - 120
4-Bromofluorobenzene (Surr)	98		71 - 120
Dibromofluoromethane	97		70 - 120

TestAmerica Chicago

QC Sample Results

Client: Weston Solutions, Inc.
Project/Site: Black and Decker

TestAmerica Job ID: 500-123471-1

Method: 8260B - VOC (Continued)

Lab Sample ID: MB 500-371194/6
Matrix: Water
Analysis Batch: 371194

Client Sample ID: Method Blank
Prep Type: Total/NA

Analyte	MB MB		RL	MDL	Unit	D	Prepared	Analyzed	Dil Fac
	Result	Qualifier							
Benzene	<0.50		0.50	0.15	ug/L			02/08/17 10:33	1
Dichlorodifluoromethane	<2.0		2.0	0.67	ug/L			02/08/17 10:33	1
Chloromethane	<1.0		1.0	0.32	ug/L			02/08/17 10:33	1
Vinyl chloride	<0.50		0.50	0.20	ug/L			02/08/17 10:33	1
Bromomethane	<2.0		2.0	0.80	ug/L			02/08/17 10:33	1
Chloroethane	<1.0		1.0	0.51	ug/L			02/08/17 10:33	1
Trichlorofluoromethane	<1.0		1.0	0.43	ug/L			02/08/17 10:33	1
1,1-Dichloroethene	<1.0		1.0	0.39	ug/L			02/08/17 10:33	1
Carbon disulfide	<2.0		2.0	0.45	ug/L			02/08/17 10:33	1
Acetone	<5.0		5.0	1.7	ug/L			02/08/17 10:33	1
Methylene Chloride	<5.0		5.0	1.6	ug/L			02/08/17 10:33	1
trans-1,2-Dichloroethene	<1.0		1.0	0.35	ug/L			02/08/17 10:33	1
1,1-Dichloroethane	<1.0		1.0	0.41	ug/L			02/08/17 10:33	1
2,2-Dichloropropane	<1.0		1.0	0.44	ug/L			02/08/17 10:33	1
cis-1,2-Dichloroethene	<1.0		1.0	0.41	ug/L			02/08/17 10:33	1
Methyl Ethyl Ketone	<5.0		5.0	2.1	ug/L			02/08/17 10:33	1
Bromochloromethane	<1.0		1.0	0.43	ug/L			02/08/17 10:33	1
Chloroform	<2.0		2.0	0.37	ug/L			02/08/17 10:33	1
1,1,1-Trichloroethane	<1.0		1.0	0.38	ug/L			02/08/17 10:33	1
1,1-Dichloropropene	<1.0		1.0	0.30	ug/L			02/08/17 10:33	1
Carbon tetrachloride	<1.0		1.0	0.38	ug/L			02/08/17 10:33	1
1,2-Dichloroethane	<1.0		1.0	0.39	ug/L			02/08/17 10:33	1
Trichloroethene	<0.50		0.50	0.16	ug/L			02/08/17 10:33	1
1,2-Dichloropropane	<1.0		1.0	0.43	ug/L			02/08/17 10:33	1
Dibromomethane	<1.0		1.0	0.27	ug/L			02/08/17 10:33	1
Bromodichloromethane	<1.0		1.0	0.37	ug/L			02/08/17 10:33	1
cis-1,3-Dichloropropene	<1.0		1.0	0.42	ug/L			02/08/17 10:33	1
methyl isobutyl ketone	<5.0		5.0	2.2	ug/L			02/08/17 10:33	1
Toluene	<0.50		0.50	0.15	ug/L			02/08/17 10:33	1
trans-1,3-Dichloropropene	<1.0		1.0	0.36	ug/L			02/08/17 10:33	1
1,1,2-Trichloroethane	<1.0		1.0	0.35	ug/L			02/08/17 10:33	1
Tetrachloroethene	<1.0		1.0	0.37	ug/L			02/08/17 10:33	1
1,3-Dichloropropane	<1.0		1.0	0.36	ug/L			02/08/17 10:33	1
2-Hexanone	<5.0		5.0	1.6	ug/L			02/08/17 10:33	1
Dibromochloromethane	<1.0		1.0	0.49	ug/L			02/08/17 10:33	1
1,2-Dibromoethane	<1.0		1.0	0.39	ug/L			02/08/17 10:33	1
Chlorobenzene	<1.0		1.0	0.39	ug/L			02/08/17 10:33	1
1,1,1,2-Tetrachloroethane	<1.0		1.0	0.46	ug/L			02/08/17 10:33	1
Ethylbenzene	<0.50		0.50	0.18	ug/L			02/08/17 10:33	1
m&p-Xylene	<1.0		1.0	0.18	ug/L			02/08/17 10:33	1
o-Xylene	<0.50		0.50	0.22	ug/L			02/08/17 10:33	1
Styrene	<1.0		1.0	0.39	ug/L			02/08/17 10:33	1
Bromoform	<1.0		1.0	0.48	ug/L			02/08/17 10:33	1
Isopropylbenzene	<1.0		1.0	0.39	ug/L			02/08/17 10:33	1
Bromobenzene	<1.0		1.0	0.36	ug/L			02/08/17 10:33	1
1,1,1,2,2-Tetrachloroethane	<1.0		1.0	0.40	ug/L			02/08/17 10:33	1
1,2,3-Trichloropropane	<1.0		1.0	0.41	ug/L			02/08/17 10:33	1
N-Propylbenzene	<1.0		1.0	0.41	ug/L			02/08/17 10:33	1

TestAmerica Chicago

QC Sample Results

Client: Weston Solutions, Inc.
Project/Site: Black and Decker

TestAmerica Job ID: 500-123471-1

Method: 8260B - VOC (Continued)

Lab Sample ID: MB 500-371194/6

Matrix: Water

Analysis Batch: 371194

Client Sample ID: Method Blank

Prep Type: Total/NA

Analyte	MB Result	MB Qualifier	RL	MDL	Unit	D	Prepared	Analyzed	Dil Fac
2-Chlorotoluene	<1.0		1.0	0.31	ug/L			02/08/17 10:33	1
1,3,5-Trimethylbenzene	<1.0		1.0	0.25	ug/L			02/08/17 10:33	1
4-Chlorotoluene	<1.0		1.0	0.35	ug/L			02/08/17 10:33	1
tert-Butylbenzene	<1.0		1.0	0.40	ug/L			02/08/17 10:33	1
1,2,4-Trimethylbenzene	<1.0		1.0	0.36	ug/L			02/08/17 10:33	1
sec-Butylbenzene	<1.0		1.0	0.40	ug/L			02/08/17 10:33	1
1,3-Dichlorobenzene	<1.0		1.0	0.40	ug/L			02/08/17 10:33	1
p-Isopropyltoluene	<1.0		1.0	0.36	ug/L			02/08/17 10:33	1
1,4-Dichlorobenzene	<1.0		1.0	0.36	ug/L			02/08/17 10:33	1
n-Butylbenzene	<1.0		1.0	0.39	ug/L			02/08/17 10:33	1
1,2-Dichlorobenzene	<1.0		1.0	0.33	ug/L			02/08/17 10:33	1
1,2-Dibromo-3-Chloropropane	<5.0		5.0	2.0	ug/L			02/08/17 10:33	1
1,2,4-Trichlorobenzene	<1.0		1.0	0.34	ug/L			02/08/17 10:33	1
Hexachlorobutadiene	<1.0		1.0	0.45	ug/L			02/08/17 10:33	1
Naphthalene	<1.0		1.0	0.34	ug/L			02/08/17 10:33	1
1,2,3-Trichlorobenzene	<1.0		1.0	0.46	ug/L			02/08/17 10:33	1

Surrogate	MB %Recovery	MB Qualifier	Limits	Prepared	Analyzed	Dil Fac
1,2-Dichloroethane-d4 (Surr)	95		71 - 127		02/08/17 10:33	1
Toluene-d8 (Surr)	97		75 - 120		02/08/17 10:33	1
4-Bromofluorobenzene (Surr)	95		71 - 120		02/08/17 10:33	1
Dibromofluoromethane	100		70 - 120		02/08/17 10:33	1

Lab Sample ID: LCS 500-371194/4

Matrix: Water

Analysis Batch: 371194

Client Sample ID: Lab Control Sample

Prep Type: Total/NA

Analyte	Spike Added	LCS Result	LCS Qualifier	Unit	D	%Rec	%Rec. Limits
Benzene	50.0	46.4		ug/L		93	70 - 125
Dichlorodifluoromethane	50.0	30.3		ug/L		61	51 - 140
Chloromethane	50.0	48.3		ug/L		97	60 - 140
Vinyl chloride	50.0	45.7		ug/L		91	70 - 126
Bromomethane	50.0	39.7		ug/L		79	40 - 150
Chloroethane	50.0	45.8		ug/L		92	60 - 139
Trichlorofluoromethane	50.0	47.6		ug/L		95	60 - 126
1,1-Dichloroethene	50.0	47.6		ug/L		95	70 - 125
Carbon disulfide	50.0	45.1		ug/L		90	68 - 125
Acetone	50.0	74.0 *		ug/L		148	37 - 141
Methylene Chloride	50.0	46.5		ug/L		93	68 - 125
trans-1,2-Dichloroethene	50.0	48.1		ug/L		96	70 - 125
1,1-Dichloroethane	50.0	46.6		ug/L		93	70 - 125
2,2-Dichloropropane	50.0	41.8		ug/L		84	62 - 125
cis-1,2-Dichloroethene	50.0	48.1		ug/L		96	70 - 125
Methyl Ethyl Ketone	50.0	55.8		ug/L		112	52 - 142
Bromochloromethane	50.0	49.0		ug/L		98	70 - 125
Chloroform	50.0	46.1		ug/L		92	70 - 125
1,1,1-Trichloroethane	50.0	46.7		ug/L		93	70 - 125
1,1-Dichloropropene	50.0	47.4		ug/L		95	70 - 125

TestAmerica Chicago

QC Sample Results

Client: Weston Solutions, Inc.
Project/Site: Black and Decker

TestAmerica Job ID: 500-123471-1

Method: 8260B - VOC (Continued)

Lab Sample ID: LCS 500-371194/4
Matrix: Water
Analysis Batch: 371194

Client Sample ID: Lab Control Sample
Prep Type: Total/NA

Analyte	Spike Added	LCS		Unit	D	%Rec	%Rec. Limits
		Result	Qualifier				
Carbon tetrachloride	50.0	48.4		ug/L		97	70 - 125
1,2-Dichloroethane	50.0	47.0		ug/L		94	70 - 125
Trichloroethene	50.0	49.4		ug/L		99	70 - 125
1,2-Dichloropropane	50.0	49.2		ug/L		98	70 - 125
Dibromomethane	50.0	49.5		ug/L		99	70 - 125
Bromodichloromethane	50.0	45.5		ug/L		91	70 - 125
cis-1,3-Dichloropropene	50.0	46.7		ug/L		93	70 - 125
methyl isobutyl ketone	50.0	43.5		ug/L		87	47 - 140
Toluene	50.0	48.4		ug/L		97	70 - 125
trans-1,3-Dichloropropene	50.0	45.7		ug/L		91	70 - 125
1,1,2-Trichloroethane	50.0	48.5		ug/L		97	70 - 125
Tetrachloroethene	50.0	50.9		ug/L		102	70 - 125
1,3-Dichloropropane	50.0	49.2		ug/L		98	70 - 125
2-Hexanone	50.0	50.2		ug/L		100	49 - 139
Dibromochloromethane	50.0	50.1		ug/L		100	66 - 125
1,2-Dibromoethane	50.0	49.4		ug/L		99	70 - 125
Chlorobenzene	50.0	50.1		ug/L		100	70 - 125
1,1,1,2-Tetrachloroethane	50.0	49.2		ug/L		98	68 - 125
Ethylbenzene	50.0	50.0		ug/L		100	70 - 125
m&p-Xylene	50.0	48.3		ug/L		97	70 - 125
o-Xylene	50.0	46.5		ug/L		93	70 - 125
Styrene	50.0	49.7		ug/L		99	70 - 125
Bromoform	50.0	51.9		ug/L		104	54 - 128
Isopropylbenzene	50.0	51.5		ug/L		103	70 - 125
Bromobenzene	50.0	51.2		ug/L		102	70 - 125
1,1,2,2-Tetrachloroethane	50.0	47.0		ug/L		94	68 - 125
1,2,3-Trichloropropane	50.0	44.8		ug/L		90	63 - 125
N-Propylbenzene	50.0	51.0		ug/L		102	70 - 125
2-Chlorotoluene	50.0	50.4		ug/L		101	69 - 125
1,3,5-Trimethylbenzene	50.0	49.5		ug/L		99	70 - 125
4-Chlorotoluene	50.0	49.3		ug/L		99	70 - 125
tert-Butylbenzene	50.0	50.2		ug/L		100	70 - 125
1,2,4-Trimethylbenzene	50.0	49.8		ug/L		100	70 - 125
sec-Butylbenzene	50.0	51.0		ug/L		102	70 - 125
1,3-Dichlorobenzene	50.0	50.6		ug/L		101	70 - 125
p-Isopropyltoluene	50.0	50.9		ug/L		102	70 - 125
1,4-Dichlorobenzene	50.0	50.3		ug/L		101	70 - 125
n-Butylbenzene	50.0	49.4		ug/L		99	70 - 125
1,2-Dichlorobenzene	50.0	49.2		ug/L		98	70 - 125
1,2-Dibromo-3-Chloropropane	50.0	40.4		ug/L		81	51 - 125
1,2,4-Trichlorobenzene	50.0	43.1		ug/L		86	64 - 126
Hexachlorobutadiene	50.0	53.4		ug/L		107	57 - 140
Naphthalene	50.0	37.3		ug/L		75	50 - 136
1,2,3-Trichlorobenzene	50.0	41.0		ug/L		82	58 - 135

Surrogate	LCS		Limits
	%Recovery	Qualifier	
1,2-Dichloroethane-d4 (Surr)	93		71 - 127
Toluene-d8 (Surr)	99		75 - 120

TestAmerica Chicago

QC Sample Results

Client: Weston Solutions, Inc.
Project/Site: Black and Decker

TestAmerica Job ID: 500-123471-1

Method: 8260B - VOC (Continued)

Lab Sample ID: LCS 500-371194/4
Matrix: Water
Analysis Batch: 371194

Client Sample ID: Lab Control Sample
Prep Type: Total/NA

Surrogate	LCS		Limits
	%Recovery	Qualifier	
4-Bromofluorobenzene (Surr)	96		71 - 120
Dibromofluoromethane	96		70 - 120

Lab Chronicle

Client: Weston Solutions, Inc.
Project/Site: Black and Decker

TestAmerica Job ID: 500-123471-1

Client Sample ID: RFW-1A

Date Collected: 02/02/17 11:00

Date Received: 02/04/17 09:50

Lab Sample ID: 500-123471-1

Matrix: Water

Prep Type	Batch Type	Batch Method	Run	Dilution Factor	Batch Number	Prepared or Analyzed	Analyst	Lab
Total/NA	Analysis	8260B		1	371052	02/07/17 12:17	TCT	TAL CHI

Client Sample ID: RFW-1B

Date Collected: 02/02/17 11:20

Date Received: 02/04/17 09:50

Lab Sample ID: 500-123471-2

Matrix: Water

Prep Type	Batch Type	Batch Method	Run	Dilution Factor	Batch Number	Prepared or Analyzed	Analyst	Lab
Total/NA	Analysis	8260B		1	371052	02/07/17 12:45	TCT	TAL CHI

Client Sample ID: RFW-2A

Date Collected: 02/02/17 10:00

Date Received: 02/04/17 09:50

Lab Sample ID: 500-123471-3

Matrix: Water

Prep Type	Batch Type	Batch Method	Run	Dilution Factor	Batch Number	Prepared or Analyzed	Analyst	Lab
Total/NA	Analysis	8260B		1	371052	02/07/17 13:13	TCT	TAL CHI

Client Sample ID: RFW-2B

Date Collected: 02/02/17 09:30

Date Received: 02/04/17 09:50

Lab Sample ID: 500-123471-4

Matrix: Water

Prep Type	Batch Type	Batch Method	Run	Dilution Factor	Batch Number	Prepared or Analyzed	Analyst	Lab
Total/NA	Analysis	8260B		1	371052	02/07/17 13:41	TCT	TAL CHI

Client Sample ID: RFW-3B

Date Collected: 02/02/17 12:25

Date Received: 02/04/17 09:50

Lab Sample ID: 500-123471-5

Matrix: Water

Prep Type	Batch Type	Batch Method	Run	Dilution Factor	Batch Number	Prepared or Analyzed	Analyst	Lab
Total/NA	Analysis	8260B		1	371052	02/07/17 14:08	TCT	TAL CHI

Client Sample ID: RFW-4A

Date Collected: 02/03/17 08:45

Date Received: 02/04/17 09:50

Lab Sample ID: 500-123471-6

Matrix: Water

Prep Type	Batch Type	Batch Method	Run	Dilution Factor	Batch Number	Prepared or Analyzed	Analyst	Lab
Total/NA	Analysis	8260B		1	371052	02/07/17 14:37	TCT	TAL CHI

TestAmerica Chicago

Lab Chronicle

Client: Weston Solutions, Inc.
Project/Site: Black and Decker

TestAmerica Job ID: 500-123471-1

Client Sample ID: RFW-4B

Date Collected: 02/03/17 09:20

Date Received: 02/04/17 09:50

Lab Sample ID: 500-123471-7

Matrix: Water

Prep Type	Batch Type	Batch Method	Run	Dilution Factor	Batch Number	Prepared or Analyzed	Analyst	Lab
Total/NA	Analysis	8260B		1	371194	02/08/17 12:53	TCT	TAL CHI

Client Sample ID: RFW-4B DUP

Date Collected: 02/03/17 09:20

Date Received: 02/04/17 09:50

Lab Sample ID: 500-123471-8

Matrix: Water

Prep Type	Batch Type	Batch Method	Run	Dilution Factor	Batch Number	Prepared or Analyzed	Analyst	Lab
Total/NA	Analysis	8260B		1	371052	02/07/17 15:32	TCT	TAL CHI

Client Sample ID: RFW-6

Date Collected: 02/02/17 14:15

Date Received: 02/04/17 09:50

Lab Sample ID: 500-123471-9

Matrix: Water

Prep Type	Batch Type	Batch Method	Run	Dilution Factor	Batch Number	Prepared or Analyzed	Analyst	Lab
Total/NA	Analysis	8260B		1	371052	02/07/17 16:00	TCT	TAL CHI

Client Sample ID: Trip Blank

Date Collected: 02/02/17 07:00

Date Received: 02/04/17 09:50

Lab Sample ID: 500-123471-10

Matrix: Water

Prep Type	Batch Type	Batch Method	Run	Dilution Factor	Batch Number	Prepared or Analyzed	Analyst	Lab
Total/NA	Analysis	8260B		1	371052	02/07/17 16:28	TCT	TAL CHI

Client Sample ID: RFW-7

Date Collected: 02/02/17 13:30

Date Received: 02/04/17 09:50

Lab Sample ID: 500-123471-11

Matrix: Water

Prep Type	Batch Type	Batch Method	Run	Dilution Factor	Batch Number	Prepared or Analyzed	Analyst	Lab
Total/NA	Analysis	8260B		1	371052	02/07/17 16:56	TCT	TAL CHI

Client Sample ID: RFW-9

Date Collected: 02/02/17 17:40

Date Received: 02/04/17 09:50

Lab Sample ID: 500-123471-12

Matrix: Water

Prep Type	Batch Type	Batch Method	Run	Dilution Factor	Batch Number	Prepared or Analyzed	Analyst	Lab
Total/NA	Analysis	8260B		1	371052	02/07/17 17:24	TCT	TAL CHI

TestAmerica Chicago

Lab Chronicle

Client: Weston Solutions, Inc.
Project/Site: Black and Decker

TestAmerica Job ID: 500-123471-1

Client Sample ID: RFW-11B

Lab Sample ID: 500-123471-13

Date Collected: 02/02/17 16:45

Matrix: Water

Date Received: 02/04/17 09:50

Prep Type	Batch Type	Batch Method	Run	Dilution Factor	Batch Number	Prepared or Analyzed	Analyst	Lab
Total/NA	Analysis	8260B		1	371045	02/07/17 11:50	TCT	TAL CHI

Client Sample ID: RFW-12B

Lab Sample ID: 500-123471-14

Date Collected: 02/02/17 18:20

Matrix: Water

Date Received: 02/04/17 09:50

Prep Type	Batch Type	Batch Method	Run	Dilution Factor	Batch Number	Prepared or Analyzed	Analyst	Lab
Total/NA	Analysis	8260B		1	371045	02/07/17 12:17	TCT	TAL CHI

Client Sample ID: RFW-13

Lab Sample ID: 500-123471-15

Date Collected: 02/02/17 15:55

Matrix: Water

Date Received: 02/04/17 09:50

Prep Type	Batch Type	Batch Method	Run	Dilution Factor	Batch Number	Prepared or Analyzed	Analyst	Lab
Total/NA	Analysis	8260B		1	371045	02/07/17 13:40	TCT	TAL CHI

Client Sample ID: RFW-17

Lab Sample ID: 500-123471-16

Date Collected: 02/02/17 15:00

Matrix: Water

Date Received: 02/04/17 09:50

Prep Type	Batch Type	Batch Method	Run	Dilution Factor	Batch Number	Prepared or Analyzed	Analyst	Lab
Total/NA	Analysis	8260B		1	371045	02/07/17 14:06	TCT	TAL CHI

Client Sample ID: EW-2

Lab Sample ID: 500-123471-17

Date Collected: 02/03/17 11:45

Matrix: Water

Date Received: 02/04/17 09:50

Prep Type	Batch Type	Batch Method	Run	Dilution Factor	Batch Number	Prepared or Analyzed	Analyst	Lab
Total/NA	Analysis	8260B		1	371045	02/07/17 14:33	TCT	TAL CHI

Client Sample ID: EW-3

Lab Sample ID: 500-123471-18

Date Collected: 02/03/17 11:20

Matrix: Water

Date Received: 02/04/17 09:50

Prep Type	Batch Type	Batch Method	Run	Dilution Factor	Batch Number	Prepared or Analyzed	Analyst	Lab
Total/NA	Analysis	8260B		1	371045	02/07/17 14:59	TCT	TAL CHI

TestAmerica Chicago

Lab Chronicle

Client: Weston Solutions, Inc.
Project/Site: Black and Decker

TestAmerica Job ID: 500-123471-1

Client Sample ID: EW-4

Date Collected: 02/03/17 11:55

Date Received: 02/04/17 09:50

Lab Sample ID: 500-123471-19

Matrix: Water

Prep Type	Batch Type	Batch Method	Run	Dilution Factor	Batch Number	Prepared or Analyzed	Analyst	Lab
Total/NA	Analysis	8260B		1	371045	02/07/17 15:25	TCT	TAL CHI
Total/NA	Analysis	8260B	DL	5	371194	02/08/17 13:20	TCT	TAL CHI

Client Sample ID: EW-5

Date Collected: 02/03/17 12:05

Date Received: 02/04/17 09:50

Lab Sample ID: 500-123471-20

Matrix: Water

Prep Type	Batch Type	Batch Method	Run	Dilution Factor	Batch Number	Prepared or Analyzed	Analyst	Lab
Total/NA	Analysis	8260B		1	371045	02/07/17 15:51	TCT	TAL CHI

Client Sample ID: EW-6

Date Collected: 02/03/17 09:35

Date Received: 02/04/17 09:50

Lab Sample ID: 500-123471-21

Matrix: Water

Prep Type	Batch Type	Batch Method	Run	Dilution Factor	Batch Number	Prepared or Analyzed	Analyst	Lab
Total/NA	Analysis	8260B		1	371045	02/07/17 16:18	TCT	TAL CHI

Client Sample ID: EW-7

Date Collected: 02/03/17 09:45

Date Received: 02/04/17 09:50

Lab Sample ID: 500-123471-22

Matrix: Water

Prep Type	Batch Type	Batch Method	Run	Dilution Factor	Batch Number	Prepared or Analyzed	Analyst	Lab
Total/NA	Analysis	8260B		1	371045	02/07/17 16:44	TCT	TAL CHI

Client Sample ID: EW-8

Date Collected: 02/03/17 09:55

Date Received: 02/04/17 09:50

Lab Sample ID: 500-123471-23

Matrix: Water

Prep Type	Batch Type	Batch Method	Run	Dilution Factor	Batch Number	Prepared or Analyzed	Analyst	Lab
Total/NA	Analysis	8260B		1	371045	02/07/17 17:11	TCT	TAL CHI

Client Sample ID: EW-9

Date Collected: 02/03/17 10:05

Date Received: 02/04/17 09:50

Lab Sample ID: 500-123471-24

Matrix: Water

Prep Type	Batch Type	Batch Method	Run	Dilution Factor	Batch Number	Prepared or Analyzed	Analyst	Lab
Total/NA	Analysis	8260B		1	371045	02/07/17 17:37	TCT	TAL CHI

TestAmerica Chicago

Lab Chronicle

Client: Weston Solutions, Inc.
Project/Site: Black and Decker

TestAmerica Job ID: 500-123471-1

Client Sample ID: EW-9 DUP

Date Collected: 02/03/17 10:05

Date Received: 02/04/17 09:50

Lab Sample ID: 500-123471-25

Matrix: Water

Prep Type	Batch Type	Batch Method	Run	Dilution Factor	Batch Number	Prepared or Analyzed	Analyst	Lab
Total/NA	Analysis	8260B		1	371045	02/07/17 18:04	TCT	TAL CHI

Client Sample ID: EW-10

Date Collected: 02/03/17 11:05

Date Received: 02/04/17 09:50

Lab Sample ID: 500-123471-26

Matrix: Water

Prep Type	Batch Type	Batch Method	Run	Dilution Factor	Batch Number	Prepared or Analyzed	Analyst	Lab
Total/NA	Analysis	8260B		1	371045	02/07/17 18:30	TCT	TAL CHI

Laboratory References:

TAL CHI = TestAmerica Chicago, 2417 Bond Street, University Park, IL 60484, TEL (708)534-5200

Certification Summary

Client: Weston Solutions, Inc.
Project/Site: Black and Decker

TestAmerica Job ID: 500-123471-1

Laboratory: TestAmerica Chicago

All certifications held by this laboratory are listed. Not all certifications are applicable to this report.

Authority	Program	EPA Region	Certification ID	Expiration Date
California	State Program	9	2903	04-30-18
Georgia	State Program	4	N/A	04-30-17
Georgia	State Program	4	939	04-30-17
Hawaii	State Program	9	N/A	04-30-17
Illinois	NELAP	5	100201	04-30-17
Indiana	State Program	5	C-IL-02	04-30-17
Iowa	State Program	7	82	05-01-18
Kansas	NELAP	7	E-10161	10-31-17
Kentucky (UST)	State Program	4	66	04-30-17
Mississippi	State Program	4	N/A	04-30-17
New York	NELAP	2	12019	04-01-17 *
North Carolina (WW/SW)	State Program	4	291	12-31-17
North Dakota	State Program	8	R-194	04-30-17
Oklahoma	State Program	6	8908	08-31-17
South Carolina	State Program	4	77001	04-30-17
USDA	Federal		P330-15-00038	02-11-18
Wisconsin	State Program	5	999580010	08-31-17
Wyoming	State Program	8	8TMS-Q	04-30-17

* Certification renewal pending - certification considered valid.

TestAmerica Chicago



THE LEADER IN ENVIRONMENTAL
 2417 Bond Street, University Park, IL 604
 Phone: 708.534.5200 Fax: 708.534.

500-123471 COC

Report To _____
 Contact: _____
 Company: _____
 Address: _____
 Address: _____
 Phone: _____
 Fax: _____
 E-Mail: _____

Bill To _____
 Contact: _____
 Company: _____
 Address: _____
 Address: _____
 Phone: _____
 Fax: _____
 PO#/Reference# _____

Chain of Custody Record
 Lab Job #: 500-123471
 Chain of Custody Number: _____
 Page 1 of 3
 Temperature °C of Cooler: 0.7-7.03

Lab ID	MS/MSD	Sample ID	Date	Time	# of Containers	Matrix	Preservative	Parameter	Comments
1		RFW-1A	2/2/17	1100	3	W	VOC		
2		RFW-1B		1120					
3		RFW-2A		1000					
4		RRW-2B		930					
5		RFW-3B		1225					
6		RFW-4A	2/3/17	845					
7		RFW-4B		920					
8		RFW-4B Dup		930					
9		RFW-6	2/2/17	1415					
10		Trip Blank	2/2/17	700	2	L			

Turnaround Time Requested (Business Days)
 1 Day _____ 2 Days _____ 5 Days _____ 7 Days _____ 10 Days _____ 15 Days _____ Other _____
 Requested Date _____
 Received By: *[Signature]* Date: 2/3/17 Company: Western
 Received By: *[Signature]* Date: 2/14/17 Company: TA-CHE
 Received By: *[Signature]* Date: _____ Company: _____
 Disposal by Lab _____ Months _____
 Return to Client _____
 Sample Disposal: _____
 Lab Courier: _____
 Shipped: *[Signature]*
 Hand Delivered: _____

Matrix Key
 WW - Wastewater
 W - Water
 S - Soil
 SL - Sludge
 MS - Miscellaneous
 OL - Oil
 A - Air
 SE - Sediment
 SO - Soil
 L - Leachate
 WI - Wipe
 DW - Drinking Water
 O - Other

Client Comments: _____
 Lab Comments: _____

Report To _____ (optional)
 Contact: _____
 Company: _____
 Address: _____
 Address: _____
 Phone: _____
 Fax: _____
 E-Mail: _____

Chain of Custody Record
 Lab Job #: SD-123471
 Chain of Custody Number: _____
 Page 2 of 3
 Temperature °C of Cooler: _____

Client	Client Project #	Preservative	Sampling		Matrix	# of Containers	Comments
			Date	Time			
Project Name <u>Black & Veatch</u>	Lab Project # <u>Pick w.</u>						
Sampler <u>Greg Flusinski</u>							
Lab ID	Sample ID						
<u>11</u>	<u>RFW-7</u>	<u>VOC</u>	<u>2/2/17</u>	<u>1330</u>	<u>3 W</u>		
<u>12</u>	<u>RFW-9</u>		<u>1240</u>				
<u>13</u>	<u>RFW-11B</u>		<u>1645</u>				
<u>14</u>	<u>RFW-12B</u>		<u>1820</u>				
<u>15</u>	<u>RFW-13</u>		<u>1555</u>				
<u>16</u>	<u>RFW-17</u>		<u>1500</u>				

Turnaround Time Required (Business Days)
 5 Days _____ 7 Days _____ 10 Days _____ 15 Days _____ Other _____

Received By _____ Date _____
 Received By _____ Date _____
 Received By _____ Date _____

Sample Disposal
 Return to Client Disposal by Lab Archive for _____ Months

Lab Courier: FedEx
 Shipped: FedEx
 Hand Delivered: _____

Matrix Key
 WW - Wastewater SE - Sediment
 W - Water SO - Soil
 S - Soil L - Leachate
 SL - Sludge WL - Wipe
 MS - Miscellaneous DW - Drinking Water
 OL - Oil O - Other
 A - Air

(optional)
 Report To _____
 Contact: _____
 Company: _____
 Address: _____
 Address: _____
 Phone: _____
 Fax: _____
 E-Mail: _____

(optional)
 Bill To _____
 Contact: _____
 Company: _____
 Address: _____
 Address: _____
 Phone: _____
 Fax: _____
 PC#/Reference# _____

Chain of Custody Record

Lab Job #: 500-123471
 Chain of Custody Number: _____
 Page 3 of 3
 Temperature °C of Cooler: _____

Client	Client Project #	Preservative	Sampling		Matrix	Comments	Preservative Key
			Date	Time			
Project Name <u>Black + Decker</u>	Lab Project # <u>Lab PH Deck w.</u>	Parameter					1. HCL, Cool to 4° 2. H2SO4, Cool to 4° 3. HNO3, Cool to 4° 4. NaOH, Cool to 4° 5. NaOH/Zn, Cool to 4° 6. NaHSO4 7. Cool to 4° 8. None 9. Other
Sampler <u>Greg F.</u>		# of Containers					
Lab ID	Sample ID		Date	Time			
17	Ew-2	3	2/3/17	1145	W	V	
18	Ew-3			1120		U	
19	Ew-4			1155		U	
20	Ew-5			1205		U	
21	Ew-6			935		U	
22	Ew-7			945		U	
23	Ew-8			955		U	
24	Ew-9			1005		U	
25	Ew-9 Dup			1005		U	
26	Ew-10			1105		U	

Summary Time Required (Business Days)
 Day _____ Days _____ 5 Days _____ 7 Days _____ 10 Days _____ 15 Days _____ Other _____
 Disposal by Lab Return to Client Archive for _____ Months (A fee may be assessed if samples are retained longer than 1 month)

Received By [Signature] Date 2/3/17 Time 1600
 Company Black + Decker
 Received By [Signature] Date 2/4/17 Time 0950
 Company 7A-CHE
 Lab Courier [Signature]
 Shipped [Signature]
 Hand Delivered _____

Matrix Key
 WW - Wastewater
 W - Water
 S - Soil
 SL - Sludge
 MS - Miscellaneous
 OL - Oil
 A - Air

SE - Sediment
 SO - Soil
 L - Leachate
 WI - Wipe
 DW - Drinking Water
 O - Other

Client Comments: _____
 Lab Comments: _____

Login Sample Receipt Checklist

Client: Weston Solutions, Inc.

Job Number: 500-123471-1

Login Number: 123471
List Number: 1
Creator: Scott, Sherri L

List Source: TestAmerica Chicago

Question	Answer	Comment
Radioactivity wasn't checked or is \leq background as measured by a survey meter.	True	
The cooler's custody seal, if present, is intact.	True	
Sample custody seals, if present, are intact.	True	
The cooler or samples do not appear to have been compromised or tampered with.	True	
Samples were received on ice.	True	
Cooler Temperature is acceptable.	True	
Cooler Temperature is recorded.	True	0.3
COC is present.	True	
COC is filled out in ink and legible.	True	
COC is filled out with all pertinent information.	True	
Is the Field Sampler's name present on COC?	True	
There are no discrepancies between the containers received and the COC.	True	
Samples are received within Holding Time (excluding tests with immediate HTs)	True	
Sample containers have legible labels.	True	
Containers are not broken or leaking.	True	
Sample collection date/times are provided.	True	
Appropriate sample containers are used.	True	
Sample bottles are completely filled.	True	
Sample Preservation Verified.	True	
There is sufficient vol. for all requested analyses, incl. any requested MS/MSDs	True	
Containers requiring zero headspace have no headspace or bubble is <math><6\text{mm}</math> (1/4").	True	
Multiphasic samples are not present.	True	
Samples do not require splitting or compositing.	True	
Residual Chlorine Checked.	N/A	

TestAmerica

THE LEADER IN ENVIRONMENTAL TESTING

ANALYTICAL REPORT

TestAmerica Laboratories, Inc.
TestAmerica Savannah
5102 LaRoche Avenue
Savannah, GA 31404
Tel: (912)354-7858

TestAmerica Job ID: 680-134998-1
Client Project/Site: Black & Decker

For:
Weston Solutions, Inc.
1400 Weston Way
PO BOX 2653
West Chester, Pennsylvania 19380

Attn: Greg Flasinski



Authorized for release by:
2/15/2017 12:48:16 PM

Lisa Harvey, Project Manager II
(912)354-7858 e.3221
lisa.harvey@testamericainc.com

LINKS

Review your project
results through
Total Access

Have a Question?


**Ask
The
Expert**

Visit us at:
www.testamericainc.com

The test results in this report meet all 2003 NELAC and 2009 TNI requirements for accredited parameters. exceptions are noted in this report. This report may not be reproduced except in full, and with written approval from the laboratory. For questions please contact the Project Manager at the e-mail address or telephone number listed on this page.

This report has been electronically signed and authorized by the signatory. Electronic signature is intended to be the legally binding equivalent of a traditionally handwritten signature.

Results relate only to the items tested and the sample(s) as received by the laboratory.



Case Narrative

Client: Weston Solutions, Inc.
Project/Site: Black & Decker

TestAmerica Job ID: 680-134998-1

Job ID: 680-134998-1

Laboratory: TestAmerica Savannah

Narrative

Client: Weston Solutions, Inc.
Project: Black & Decker
Report Number: 680-134998-1

With the exceptions noted as flags or footnotes, standard analytical protocols were followed in the analysis of the samples and no problems were encountered or anomalies observed. In addition all laboratory quality control samples were within established control limits, with any exceptions noted below. Each sample was analyzed to achieve the lowest possible reporting limit within the constraints of the method. In the event of interference or analytes present at high concentrations, samples may be diluted. For diluted samples, the reporting limits are adjusted relative to the dilution required.

RECEIPT

The samples were received on 02/04/2017; the samples arrived in good condition, properly preserved and on ice. The temperature of the coolers at receipt was 3.6 C.

VOLATILE ORGANIC COMPOUNDS (GC-MS)

Samples RFW-20 (680-134998-1), RFW-21 (680-134998-2), HAMP-22 (680-134998-3), HAMP-23 (680-134998-4) and Trip Blank (680-134998-5) were analyzed for Volatile organic Compounds (GC-MS) in accordance with EPA Method 524.2. The samples were analyzed on 02/08/2017.

No analytical or quality issues were noted, other than those described above or in the Definitions/Glossary page.

Sample Summary

Client: Weston Solutions, Inc.
Project/Site: Black & Decker

TestAmerica Job ID: 680-134998-1

Lab Sample ID	Client Sample ID	Matrix	Collected	Received
680-134998-1	RFW-20	Water	02/02/17 08:20	02/04/17 09:20
680-134998-2	RFW-21	Water	02/02/17 07:25	02/04/17 09:20
680-134998-3	HAMP-22	Water	02/03/17 11:30	02/04/17 09:20
680-134998-4	HAMP-23	Water	02/03/17 11:35	02/04/17 09:20
680-134998-5	Trip Blank	Water	02/02/17 08:00	02/04/17 09:20

3

Method Summary

Client: Weston Solutions, Inc.
Project/Site: Black & Decker

TestAmerica Job ID: 680-134998-1

Method	Method Description	Protocol	Laboratory
524.2	Volatile Organic Compounds (GC/MS)	EPA-DW	TAL SAV

Protocol References:

EPA-DW = "Methods For The Determination Of Organic Compounds In Drinking Water", EPA/600/4-88/039, December 1988 And Its Supplements.

Laboratory References:

TAL SAV = TestAmerica Savannah, 5102 LaRoche Avenue, Savannah, GA 31404, TEL (912)354-7858

Definitions/Glossary

Client: Weston Solutions, Inc.
Project/Site: Black & Decker

TestAmerica Job ID: 680-134998-1

Qualifiers

GC/MS VOA

Qualifier	Qualifier Description
J	Result is less than the RL, but greater than or equal to the MDL and the concentration is an approximate value.

Glossary

Abbreviation	These commonly used abbreviations may or may not be present in this report.
□	Listed under the "D" column to designate that the result is reported on a dry weight basis
%R	Percent Recovery
CFL	Contains Free Liquid
CNF	Contains no Free Liquid
DER	Duplicate error ratio (normalized absolute difference)
Dil Fac	Dilution Factor
DL, RA, RE, IN	Indicates a Dilution, Re-analysis, Re-extraction, or additional Initial metals/anion analysis of the sample
DLC	Decision level concentration
MDA	Minimum detectable activity
EDL	Estimated Detection Limit
MDC	Minimum detectable concentration
MDL	Method Detection Limit
ML	Minimum Level (Dioxin)
NC	Not Calculated
ND	Not detected at the reporting limit (or MDL or EDL if shown)
PQL	Practical Quantitation Limit
QC	Quality Control
RER	Relative error ratio
RL	Reporting Limit or Requested Limit (Radiochemistry)
RPD	Relative Percent Difference, a measure of the relative difference between two points
TEF	Toxicity Equivalent Factor (Dioxin)
TEQ	Toxicity Equivalent Quotient (Dioxin)

Client Sample Results

Client: Weston Solutions, Inc.
Project/Site: Black & Decker

TestAmerica Job ID: 680-134998-1

Client Sample ID: RFW-20

Lab Sample ID: 680-134998-1

Date Collected: 02/02/17 08:20

Matrix: Water

Date Received: 02/04/17 09:20

Method: 524.2 - Volatile Organic Compounds (GC/MS)

Analyte	Result	Qualifier	RL	MDL	Unit	D	Prepared	Analyzed	Dil Fac
Acetone	<10		10	5.0	ug/L			02/08/17 16:36	1
Benzene	<0.50		0.50	0.082	ug/L			02/08/17 16:36	1
Bromobenzene	<0.50		0.50	0.091	ug/L			02/08/17 16:36	1
Bromoform	<0.50		0.50	0.17	ug/L			02/08/17 16:36	1
Bromomethane	<1.0		1.0	0.20	ug/L			02/08/17 16:36	1
Carbon tetrachloride	<0.50		0.50	0.11	ug/L			02/08/17 16:36	1
Chlorobenzene	<0.50		0.50	0.14	ug/L			02/08/17 16:36	1
Chlorobromomethane	<0.50		0.50	0.30	ug/L			02/08/17 16:36	1
Chlorodibromomethane	<0.50		0.50	0.13	ug/L			02/08/17 16:36	1
Chloroethane	<1.0		1.0	0.22	ug/L			02/08/17 16:36	1
Chloroform	<0.50		0.50	0.20	ug/L			02/08/17 16:36	1
Chloromethane	<0.50		0.50	0.15	ug/L			02/08/17 16:36	1
2-Chlorotoluene	<0.50		0.50	0.11	ug/L			02/08/17 16:36	1
4-Chlorotoluene	<0.50		0.50	0.13	ug/L			02/08/17 16:36	1
cis-1,2-Dichloroethene	<0.50		0.50	0.090	ug/L			02/08/17 16:36	1
cis-1,3-Dichloropropene	<0.50		0.50	0.081	ug/L			02/08/17 16:36	1
1,2-Dibromo-3-Chloropropane	<0.50		0.50	0.30	ug/L			02/08/17 16:36	1
Dibromomethane	<0.50		0.50	0.16	ug/L			02/08/17 16:36	1
1,2-Dichlorobenzene	<0.50		0.50	0.16	ug/L			02/08/17 16:36	1
1,3-Dichlorobenzene	<0.50		0.50	0.11	ug/L			02/08/17 16:36	1
1,4-Dichlorobenzene	<0.50		0.50	0.13	ug/L			02/08/17 16:36	1
Dichlorobromomethane	<0.50		0.50	0.079	ug/L			02/08/17 16:36	1
Dichlorodifluoromethane	<0.50		0.50	0.34	ug/L			02/08/17 16:36	1
1,1-Dichloroethane	<0.50		0.50	0.078	ug/L			02/08/17 16:36	1
1,2-Dichloroethane	<0.50		0.50	0.086	ug/L			02/08/17 16:36	1
1,1-Dichloroethene	<0.50		0.50	0.15	ug/L			02/08/17 16:36	1
1,2-Dichloropropane	<0.50		0.50	0.096	ug/L			02/08/17 16:36	1
1,3-Dichloropropane	<0.50		0.50	0.10	ug/L			02/08/17 16:36	1
2,2-Dichloropropane	<0.50		0.50	0.20	ug/L			02/08/17 16:36	1
1,1-Dichloropropene	<0.50		0.50	0.095	ug/L			02/08/17 16:36	1
1,3-Dichloropropene, Total	<0.50		0.50	0.081	ug/L			02/08/17 16:36	1
Diisopropyl ether	<0.50		0.50	0.28	ug/L			02/08/17 16:36	1
Ethylbenzene	<0.50		0.50	0.099	ug/L			02/08/17 16:36	1
Ethylene Dibromide	<0.50		0.50	0.20	ug/L			02/08/17 16:36	1
Freon 113	<0.50		0.50	0.15	ug/L			02/08/17 16:36	1
Hexachlorobutadiene	<0.50		0.50	0.26	ug/L			02/08/17 16:36	1
2-Hexanone	<10		10	5.0	ug/L			02/08/17 16:36	1
Isopropylbenzene	<0.50		0.50	0.15	ug/L			02/08/17 16:36	1
4-Isopropyltoluene	<0.50		0.50	0.21	ug/L			02/08/17 16:36	1
Methylene Chloride	<0.50		0.50	0.20	ug/L			02/08/17 16:36	1
2-Butanone (MEK)	<10		10	5.0	ug/L			02/08/17 16:36	1
4-Methyl-2-pentanone (MIBK)	<10		10	5.0	ug/L			02/08/17 16:36	1
m-Xylene & p-Xylene	<0.50		0.50	0.15	ug/L			02/08/17 16:36	1
Naphthalene	<1.0		1.0	0.43	ug/L			02/08/17 16:36	1
n-Butylbenzene	<0.50		0.50	0.17	ug/L			02/08/17 16:36	1
N-Propylbenzene	<0.50		0.50	0.17	ug/L			02/08/17 16:36	1
o-Xylene	<0.50		0.50	0.086	ug/L			02/08/17 16:36	1
sec-Butylbenzene	<0.50		0.50	0.14	ug/L			02/08/17 16:36	1
Styrene	<0.50		0.50	0.089	ug/L			02/08/17 16:36	1

TestAmerica Savannah

Client Sample Results

Client: Weston Solutions, Inc.
Project/Site: Black & Decker

TestAmerica Job ID: 680-134998-1

Client Sample ID: RFW-20

Lab Sample ID: 680-134998-1

Date Collected: 02/02/17 08:20

Matrix: Water

Date Received: 02/04/17 09:20

Method: 524.2 - Volatile Organic Compounds (GC/MS) (Continued)

Analyte	Result	Qualifier	RL	MDL	Unit	D	Prepared	Analyzed	Dil Fac
Tert-amyl methyl ether	<0.50		0.50	0.20	ug/L			02/08/17 16:36	1
tert-Butyl alcohol	<10		10	1.6	ug/L			02/08/17 16:36	1
tert-Butylbenzene	<0.50		0.50	0.14	ug/L			02/08/17 16:36	1
Tert-butyl ethyl ether	<0.50		0.50	0.26	ug/L			02/08/17 16:36	1
1,1,1,2-Tetrachloroethane	<0.50		0.50	0.24	ug/L			02/08/17 16:36	1
1,1,2,2-Tetrachloroethane	<0.50		0.50	0.13	ug/L			02/08/17 16:36	1
Tetrachloroethene	<0.50		0.50	0.18	ug/L			02/08/17 16:36	1
Toluene	<0.50		0.50	0.086	ug/L			02/08/17 16:36	1
trans-1,2-Dichloroethene	<0.50		0.50	0.090	ug/L			02/08/17 16:36	1
trans-1,3-Dichloropropene	<0.50		0.50	0.11	ug/L			02/08/17 16:36	1
1,2,3-Trichlorobenzene	<0.50		0.50	0.14	ug/L			02/08/17 16:36	1
1,2,4-Trichlorobenzene	<0.50		0.50	0.12	ug/L			02/08/17 16:36	1
1,1,1-Trichloroethane	<0.50		0.50	0.15	ug/L			02/08/17 16:36	1
1,1,2-Trichloroethane	<0.50		0.50	0.16	ug/L			02/08/17 16:36	1
Trichloroethene	<0.50		0.50	0.13	ug/L			02/08/17 16:36	1
Trichlorofluoromethane	<0.50		0.50	0.23	ug/L			02/08/17 16:36	1
1,2,3-Trichloropropane	<0.50		0.50	0.17	ug/L			02/08/17 16:36	1
Trihalomethanes, Total	<0.50		0.50	0.079	ug/L			02/08/17 16:36	1
1,2,4-Trimethylbenzene	<0.50		0.50	0.17	ug/L			02/08/17 16:36	1
1,3,5-Trimethylbenzene	<0.50		0.50	0.16	ug/L			02/08/17 16:36	1
Vinyl chloride	<0.50		0.50	0.16	ug/L			02/08/17 16:36	1
Xylenes, Total	<0.50		0.50	0.086	ug/L			02/08/17 16:36	1

Surrogate	%Recovery	Qualifier	Limits	Prepared	Analyzed	Dil Fac
4-Bromofluorobenzene	90		70 - 130		02/08/17 16:36	1
1,2-Dichlorobenzene-d4	98		70 - 130		02/08/17 16:36	1

Client Sample Results

Client: Weston Solutions, Inc.
Project/Site: Black & Decker

TestAmerica Job ID: 680-134998-1

Client Sample ID: RFW-21

Lab Sample ID: 680-134998-2

Date Collected: 02/02/17 07:25

Matrix: Water

Date Received: 02/04/17 09:20

Method: 524.2 - Volatile Organic Compounds (GC/MS)

Analyte	Result	Qualifier	RL	MDL	Unit	D	Prepared	Analyzed	Dil Fac
Acetone	<10		10	5.0	ug/L			02/08/17 18:52	1
Benzene	<0.50		0.50	0.082	ug/L			02/08/17 18:52	1
Bromobenzene	<0.50		0.50	0.091	ug/L			02/08/17 18:52	1
Bromoform	<0.50		0.50	0.17	ug/L			02/08/17 18:52	1
Bromomethane	<1.0		1.0	0.20	ug/L			02/08/17 18:52	1
Carbon tetrachloride	<0.50		0.50	0.11	ug/L			02/08/17 18:52	1
Chlorobenzene	<0.50		0.50	0.14	ug/L			02/08/17 18:52	1
Chlorobromomethane	<0.50		0.50	0.30	ug/L			02/08/17 18:52	1
Chlorodibromomethane	<0.50		0.50	0.13	ug/L			02/08/17 18:52	1
Chloroethane	<1.0		1.0	0.22	ug/L			02/08/17 18:52	1
Chloroform	<0.50		0.50	0.20	ug/L			02/08/17 18:52	1
Chloromethane	<0.50		0.50	0.15	ug/L			02/08/17 18:52	1
2-Chlorotoluene	<0.50		0.50	0.11	ug/L			02/08/17 18:52	1
4-Chlorotoluene	<0.50		0.50	0.13	ug/L			02/08/17 18:52	1
cis-1,2-Dichloroethene	<0.50		0.50	0.090	ug/L			02/08/17 18:52	1
cis-1,3-Dichloropropene	<0.50		0.50	0.081	ug/L			02/08/17 18:52	1
1,2-Dibromo-3-Chloropropane	<0.50		0.50	0.30	ug/L			02/08/17 18:52	1
Dibromomethane	<0.50		0.50	0.16	ug/L			02/08/17 18:52	1
1,2-Dichlorobenzene	<0.50		0.50	0.16	ug/L			02/08/17 18:52	1
1,3-Dichlorobenzene	<0.50		0.50	0.11	ug/L			02/08/17 18:52	1
1,4-Dichlorobenzene	<0.50		0.50	0.13	ug/L			02/08/17 18:52	1
Dichlorobromomethane	<0.50		0.50	0.079	ug/L			02/08/17 18:52	1
Dichlorodifluoromethane	<0.50		0.50	0.34	ug/L			02/08/17 18:52	1
1,1-Dichloroethane	<0.50		0.50	0.078	ug/L			02/08/17 18:52	1
1,2-Dichloroethane	<0.50		0.50	0.086	ug/L			02/08/17 18:52	1
1,1-Dichloroethene	<0.50		0.50	0.15	ug/L			02/08/17 18:52	1
1,2-Dichloropropane	<0.50		0.50	0.096	ug/L			02/08/17 18:52	1
1,3-Dichloropropane	<0.50		0.50	0.10	ug/L			02/08/17 18:52	1
2,2-Dichloropropane	<0.50		0.50	0.20	ug/L			02/08/17 18:52	1
1,1-Dichloropropene	<0.50		0.50	0.095	ug/L			02/08/17 18:52	1
1,3-Dichloropropene, Total	<0.50		0.50	0.081	ug/L			02/08/17 18:52	1
Diisopropyl ether	<0.50		0.50	0.28	ug/L			02/08/17 18:52	1
Ethylbenzene	<0.50		0.50	0.099	ug/L			02/08/17 18:52	1
Ethylene Dibromide	<0.50		0.50	0.20	ug/L			02/08/17 18:52	1
Freon 113	<0.50		0.50	0.15	ug/L			02/08/17 18:52	1
Hexachlorobutadiene	<0.50		0.50	0.26	ug/L			02/08/17 18:52	1
2-Hexanone	<10		10	5.0	ug/L			02/08/17 18:52	1
Isopropylbenzene	<0.50		0.50	0.15	ug/L			02/08/17 18:52	1
4-Isopropyltoluene	<0.50		0.50	0.21	ug/L			02/08/17 18:52	1
Methylene Chloride	<0.50		0.50	0.20	ug/L			02/08/17 18:52	1
2-Butanone (MEK)	<10		10	5.0	ug/L			02/08/17 18:52	1
4-Methyl-2-pentanone (MIBK)	<10		10	5.0	ug/L			02/08/17 18:52	1
m-Xylene & p-Xylene	<0.50		0.50	0.15	ug/L			02/08/17 18:52	1
Naphthalene	<1.0		1.0	0.43	ug/L			02/08/17 18:52	1
n-Butylbenzene	<0.50		0.50	0.17	ug/L			02/08/17 18:52	1
N-Propylbenzene	<0.50		0.50	0.17	ug/L			02/08/17 18:52	1
o-Xylene	<0.50		0.50	0.086	ug/L			02/08/17 18:52	1
sec-Butylbenzene	<0.50		0.50	0.14	ug/L			02/08/17 18:52	1
Styrene	<0.50		0.50	0.089	ug/L			02/08/17 18:52	1

6

TestAmerica Savannah

Client Sample Results

Client: Weston Solutions, Inc.
Project/Site: Black & Decker

TestAmerica Job ID: 680-134998-1

Client Sample ID: RFW-21

Lab Sample ID: 680-134998-2

Date Collected: 02/02/17 07:25

Matrix: Water

Date Received: 02/04/17 09:20

Method: 524.2 - Volatile Organic Compounds (GC/MS) (Continued)

Analyte	Result	Qualifier	RL	MDL	Unit	D	Prepared	Analyzed	Dil Fac
Tert-amyl methyl ether	<0.50		0.50	0.20	ug/L			02/08/17 18:52	1
tert-Butyl alcohol	<10		10	1.6	ug/L			02/08/17 18:52	1
tert-Butylbenzene	<0.50		0.50	0.14	ug/L			02/08/17 18:52	1
Tert-butyl ethyl ether	<0.50		0.50	0.26	ug/L			02/08/17 18:52	1
1,1,1,2-Tetrachloroethane	<0.50		0.50	0.24	ug/L			02/08/17 18:52	1
1,1,2,2-Tetrachloroethane	<0.50		0.50	0.13	ug/L			02/08/17 18:52	1
Tetrachloroethene	<0.50		0.50	0.18	ug/L			02/08/17 18:52	1
Toluene	<0.50		0.50	0.086	ug/L			02/08/17 18:52	1
trans-1,2-Dichloroethene	<0.50		0.50	0.090	ug/L			02/08/17 18:52	1
trans-1,3-Dichloropropene	<0.50		0.50	0.11	ug/L			02/08/17 18:52	1
1,2,3-Trichlorobenzene	<0.50		0.50	0.14	ug/L			02/08/17 18:52	1
1,2,4-Trichlorobenzene	<0.50		0.50	0.12	ug/L			02/08/17 18:52	1
1,1,1-Trichloroethane	<0.50		0.50	0.15	ug/L			02/08/17 18:52	1
1,1,2-Trichloroethane	<0.50		0.50	0.16	ug/L			02/08/17 18:52	1
Trichloroethene	<0.50		0.50	0.13	ug/L			02/08/17 18:52	1
Trichlorofluoromethane	<0.50		0.50	0.23	ug/L			02/08/17 18:52	1
1,2,3-Trichloropropane	<0.50		0.50	0.17	ug/L			02/08/17 18:52	1
Trihalomethanes, Total	<0.50		0.50	0.079	ug/L			02/08/17 18:52	1
1,2,4-Trimethylbenzene	<0.50		0.50	0.17	ug/L			02/08/17 18:52	1
1,3,5-Trimethylbenzene	<0.50		0.50	0.16	ug/L			02/08/17 18:52	1
Vinyl chloride	<0.50		0.50	0.16	ug/L			02/08/17 18:52	1
Xylenes, Total	<0.50		0.50	0.086	ug/L			02/08/17 18:52	1

Surrogate	%Recovery	Qualifier	Limits	Prepared	Analyzed	Dil Fac
4-Bromofluorobenzene	90		70 - 130		02/08/17 18:52	1
1,2-Dichlorobenzene-d4	96		70 - 130		02/08/17 18:52	1

TestAmerica Savannah

Client Sample Results

Client: Weston Solutions, Inc.
Project/Site: Black & Decker

TestAmerica Job ID: 680-134998-1

Client Sample ID: HAMP-22

Lab Sample ID: 680-134998-3

Date Collected: 02/03/17 11:30

Matrix: Water

Date Received: 02/04/17 09:20

Method: 524.2 - Volatile Organic Compounds (GC/MS)

Analyte	Result	Qualifier	RL	MDL	Unit	D	Prepared	Analyzed	Dil Fac
Acetone	<10		10	5.0	ug/L			02/08/17 16:59	1
Benzene	<0.50		0.50	0.082	ug/L			02/08/17 16:59	1
Bromobenzene	<0.50		0.50	0.091	ug/L			02/08/17 16:59	1
Bromoform	<0.50		0.50	0.17	ug/L			02/08/17 16:59	1
Bromomethane	<1.0		1.0	0.20	ug/L			02/08/17 16:59	1
Carbon tetrachloride	<0.50		0.50	0.11	ug/L			02/08/17 16:59	1
Chlorobenzene	<0.50		0.50	0.14	ug/L			02/08/17 16:59	1
Chlorobromomethane	<0.50		0.50	0.30	ug/L			02/08/17 16:59	1
Chlorodibromomethane	<0.50		0.50	0.13	ug/L			02/08/17 16:59	1
Chloroethane	<1.0		1.0	0.22	ug/L			02/08/17 16:59	1
Chloroform	0.30	J	0.50	0.20	ug/L			02/08/17 16:59	1
Chloromethane	<0.50		0.50	0.15	ug/L			02/08/17 16:59	1
2-Chlorotoluene	<0.50		0.50	0.11	ug/L			02/08/17 16:59	1
4-Chlorotoluene	<0.50		0.50	0.13	ug/L			02/08/17 16:59	1
cis-1,2-Dichloroethene	<0.50		0.50	0.090	ug/L			02/08/17 16:59	1
cis-1,3-Dichloropropene	<0.50		0.50	0.081	ug/L			02/08/17 16:59	1
1,2-Dibromo-3-Chloropropane	<0.50		0.50	0.30	ug/L			02/08/17 16:59	1
Dibromomethane	<0.50		0.50	0.16	ug/L			02/08/17 16:59	1
1,2-Dichlorobenzene	<0.50		0.50	0.16	ug/L			02/08/17 16:59	1
1,3-Dichlorobenzene	<0.50		0.50	0.11	ug/L			02/08/17 16:59	1
1,4-Dichlorobenzene	<0.50		0.50	0.13	ug/L			02/08/17 16:59	1
Dichlorobromomethane	<0.50		0.50	0.079	ug/L			02/08/17 16:59	1
Dichlorodifluoromethane	<0.50		0.50	0.34	ug/L			02/08/17 16:59	1
1,1-Dichloroethane	<0.50		0.50	0.078	ug/L			02/08/17 16:59	1
1,2-Dichloroethane	<0.50		0.50	0.086	ug/L			02/08/17 16:59	1
1,1-Dichloroethene	<0.50		0.50	0.15	ug/L			02/08/17 16:59	1
1,2-Dichloropropane	<0.50		0.50	0.096	ug/L			02/08/17 16:59	1
1,3-Dichloropropane	<0.50		0.50	0.10	ug/L			02/08/17 16:59	1
2,2-Dichloropropane	<0.50		0.50	0.20	ug/L			02/08/17 16:59	1
1,1-Dichloropropene	<0.50		0.50	0.095	ug/L			02/08/17 16:59	1
1,3-Dichloropropene, Total	<0.50		0.50	0.081	ug/L			02/08/17 16:59	1
Diisopropyl ether	<0.50		0.50	0.28	ug/L			02/08/17 16:59	1
Ethylbenzene	<0.50		0.50	0.099	ug/L			02/08/17 16:59	1
Ethylene Dibromide	<0.50		0.50	0.20	ug/L			02/08/17 16:59	1
Freon 113	<0.50		0.50	0.15	ug/L			02/08/17 16:59	1
Hexachlorobutadiene	<0.50		0.50	0.26	ug/L			02/08/17 16:59	1
2-Hexanone	<10		10	5.0	ug/L			02/08/17 16:59	1
Isopropylbenzene	<0.50		0.50	0.15	ug/L			02/08/17 16:59	1
4-Isopropyltoluene	<0.50		0.50	0.21	ug/L			02/08/17 16:59	1
Methylene Chloride	<0.50		0.50	0.20	ug/L			02/08/17 16:59	1
2-Butanone (MEK)	<10		10	5.0	ug/L			02/08/17 16:59	1
4-Methyl-2-pentanone (MIBK)	<10		10	5.0	ug/L			02/08/17 16:59	1
m-Xylene & p-Xylene	<0.50		0.50	0.15	ug/L			02/08/17 16:59	1
Naphthalene	<1.0		1.0	0.43	ug/L			02/08/17 16:59	1
n-Butylbenzene	<0.50		0.50	0.17	ug/L			02/08/17 16:59	1
N-Propylbenzene	<0.50		0.50	0.17	ug/L			02/08/17 16:59	1
o-Xylene	<0.50		0.50	0.086	ug/L			02/08/17 16:59	1
sec-Butylbenzene	<0.50		0.50	0.14	ug/L			02/08/17 16:59	1
Styrene	<0.50		0.50	0.089	ug/L			02/08/17 16:59	1

TestAmerica Savannah

Client Sample Results

Client: Weston Solutions, Inc.
Project/Site: Black & Decker

TestAmerica Job ID: 680-134998-1

Client Sample ID: HAMP-22

Lab Sample ID: 680-134998-3

Date Collected: 02/03/17 11:30

Matrix: Water

Date Received: 02/04/17 09:20

Method: 524.2 - Volatile Organic Compounds (GC/MS) (Continued)

Analyte	Result	Qualifier	RL	MDL	Unit	D	Prepared	Analyzed	Dil Fac
Tert-amyl methyl ether	<0.50		0.50	0.20	ug/L			02/08/17 16:59	1
tert-Butyl alcohol	<10		10	1.6	ug/L			02/08/17 16:59	1
tert-Butylbenzene	<0.50		0.50	0.14	ug/L			02/08/17 16:59	1
Tert-butyl ethyl ether	<0.50		0.50	0.26	ug/L			02/08/17 16:59	1
1,1,1,2-Tetrachloroethane	<0.50		0.50	0.24	ug/L			02/08/17 16:59	1
1,1,2,2-Tetrachloroethane	<0.50		0.50	0.13	ug/L			02/08/17 16:59	1
Tetrachloroethene	0.47	J	0.50	0.18	ug/L			02/08/17 16:59	1
Toluene	<0.50		0.50	0.086	ug/L			02/08/17 16:59	1
trans-1,2-Dichloroethene	<0.50		0.50	0.090	ug/L			02/08/17 16:59	1
trans-1,3-Dichloropropene	<0.50		0.50	0.11	ug/L			02/08/17 16:59	1
1,2,3-Trichlorobenzene	<0.50		0.50	0.14	ug/L			02/08/17 16:59	1
1,2,4-Trichlorobenzene	<0.50		0.50	0.12	ug/L			02/08/17 16:59	1
1,1,1-Trichloroethane	<0.50		0.50	0.15	ug/L			02/08/17 16:59	1
1,1,2-Trichloroethane	<0.50		0.50	0.16	ug/L			02/08/17 16:59	1
Trichloroethene	<0.50		0.50	0.13	ug/L			02/08/17 16:59	1
Trichlorofluoromethane	<0.50		0.50	0.23	ug/L			02/08/17 16:59	1
1,2,3-Trichloropropane	<0.50		0.50	0.17	ug/L			02/08/17 16:59	1
Trihalomethanes, Total	0.30	J	0.50	0.079	ug/L			02/08/17 16:59	1
1,2,4-Trimethylbenzene	<0.50		0.50	0.17	ug/L			02/08/17 16:59	1
1,3,5-Trimethylbenzene	<0.50		0.50	0.16	ug/L			02/08/17 16:59	1
Vinyl chloride	<0.50		0.50	0.16	ug/L			02/08/17 16:59	1
Xylenes, Total	<0.50		0.50	0.086	ug/L			02/08/17 16:59	1

Surrogate	%Recovery	Qualifier	Limits	Prepared	Analyzed	Dil Fac
4-Bromofluorobenzene	89		70 - 130		02/08/17 16:59	1
1,2-Dichlorobenzene-d4	100		70 - 130		02/08/17 16:59	1

Client Sample Results

Client: Weston Solutions, Inc.
Project/Site: Black & Decker

TestAmerica Job ID: 680-134998-1

Client Sample ID: HAMP-23

Lab Sample ID: 680-134998-4

Date Collected: 02/03/17 11:35

Matrix: Water

Date Received: 02/04/17 09:20

Method: 524.2 - Volatile Organic Compounds (GC/MS)

Analyte	Result	Qualifier	RL	MDL	Unit	D	Prepared	Analyzed	Dil Fac
Acetone	<10		10	5.0	ug/L			02/08/17 17:22	1
Benzene	<0.50		0.50	0.082	ug/L			02/08/17 17:22	1
Bromobenzene	<0.50		0.50	0.091	ug/L			02/08/17 17:22	1
Bromoform	<0.50		0.50	0.17	ug/L			02/08/17 17:22	1
Bromomethane	<1.0		1.0	0.20	ug/L			02/08/17 17:22	1
Carbon tetrachloride	<0.50		0.50	0.11	ug/L			02/08/17 17:22	1
Chlorobenzene	<0.50		0.50	0.14	ug/L			02/08/17 17:22	1
Chlorobromomethane	<0.50		0.50	0.30	ug/L			02/08/17 17:22	1
Chlorodibromomethane	<0.50		0.50	0.13	ug/L			02/08/17 17:22	1
Chloroethane	<1.0		1.0	0.22	ug/L			02/08/17 17:22	1
Chloroform	<0.50		0.50	0.20	ug/L			02/08/17 17:22	1
Chloromethane	<0.50		0.50	0.15	ug/L			02/08/17 17:22	1
2-Chlorotoluene	<0.50		0.50	0.11	ug/L			02/08/17 17:22	1
4-Chlorotoluene	<0.50		0.50	0.13	ug/L			02/08/17 17:22	1
cis-1,2-Dichloroethene	<0.50		0.50	0.090	ug/L			02/08/17 17:22	1
cis-1,3-Dichloropropene	<0.50		0.50	0.081	ug/L			02/08/17 17:22	1
1,2-Dibromo-3-Chloropropane	<0.50		0.50	0.30	ug/L			02/08/17 17:22	1
Dibromomethane	<0.50		0.50	0.16	ug/L			02/08/17 17:22	1
1,2-Dichlorobenzene	<0.50		0.50	0.16	ug/L			02/08/17 17:22	1
1,3-Dichlorobenzene	<0.50		0.50	0.11	ug/L			02/08/17 17:22	1
1,4-Dichlorobenzene	<0.50		0.50	0.13	ug/L			02/08/17 17:22	1
Dichlorobromomethane	<0.50		0.50	0.079	ug/L			02/08/17 17:22	1
Dichlorodifluoromethane	<0.50		0.50	0.34	ug/L			02/08/17 17:22	1
1,1-Dichloroethane	<0.50		0.50	0.078	ug/L			02/08/17 17:22	1
1,2-Dichloroethane	<0.50		0.50	0.086	ug/L			02/08/17 17:22	1
1,1-Dichloroethene	<0.50		0.50	0.15	ug/L			02/08/17 17:22	1
1,2-Dichloropropane	<0.50		0.50	0.096	ug/L			02/08/17 17:22	1
1,3-Dichloropropane	<0.50		0.50	0.10	ug/L			02/08/17 17:22	1
2,2-Dichloropropane	<0.50		0.50	0.20	ug/L			02/08/17 17:22	1
1,1-Dichloropropene	<0.50		0.50	0.095	ug/L			02/08/17 17:22	1
1,3-Dichloropropene, Total	<0.50		0.50	0.081	ug/L			02/08/17 17:22	1
Diisopropyl ether	<0.50		0.50	0.28	ug/L			02/08/17 17:22	1
Ethylbenzene	<0.50		0.50	0.099	ug/L			02/08/17 17:22	1
Ethylene Dibromide	<0.50		0.50	0.20	ug/L			02/08/17 17:22	1
Freon 113	<0.50		0.50	0.15	ug/L			02/08/17 17:22	1
Hexachlorobutadiene	<0.50		0.50	0.26	ug/L			02/08/17 17:22	1
2-Hexanone	<10		10	5.0	ug/L			02/08/17 17:22	1
Isopropylbenzene	<0.50		0.50	0.15	ug/L			02/08/17 17:22	1
4-Isopropyltoluene	<0.50		0.50	0.21	ug/L			02/08/17 17:22	1
Methylene Chloride	<0.50		0.50	0.20	ug/L			02/08/17 17:22	1
2-Butanone (MEK)	<10		10	5.0	ug/L			02/08/17 17:22	1
4-Methyl-2-pentanone (MIBK)	<10		10	5.0	ug/L			02/08/17 17:22	1
m-Xylene & p-Xylene	<0.50		0.50	0.15	ug/L			02/08/17 17:22	1
Naphthalene	<1.0		1.0	0.43	ug/L			02/08/17 17:22	1
n-Butylbenzene	<0.50		0.50	0.17	ug/L			02/08/17 17:22	1
N-Propylbenzene	<0.50		0.50	0.17	ug/L			02/08/17 17:22	1
o-Xylene	<0.50		0.50	0.086	ug/L			02/08/17 17:22	1
sec-Butylbenzene	<0.50		0.50	0.14	ug/L			02/08/17 17:22	1
Styrene	<0.50		0.50	0.089	ug/L			02/08/17 17:22	1

TestAmerica Savannah

Client Sample Results

Client: Weston Solutions, Inc.
Project/Site: Black & Decker

TestAmerica Job ID: 680-134998-1

Client Sample ID: HAMP-23

Lab Sample ID: 680-134998-4

Date Collected: 02/03/17 11:35

Matrix: Water

Date Received: 02/04/17 09:20

Method: 524.2 - Volatile Organic Compounds (GC/MS) (Continued)

Analyte	Result	Qualifier	RL	MDL	Unit	D	Prepared	Analyzed	Dil Fac
Tert-amyl methyl ether	<0.50		0.50	0.20	ug/L			02/08/17 17:22	1
tert-Butyl alcohol	<10		10	1.6	ug/L			02/08/17 17:22	1
tert-Butylbenzene	<0.50		0.50	0.14	ug/L			02/08/17 17:22	1
Tert-butyl ethyl ether	<0.50		0.50	0.26	ug/L			02/08/17 17:22	1
1,1,1,2-Tetrachloroethane	<0.50		0.50	0.24	ug/L			02/08/17 17:22	1
1,1,1,2-Tetrachloroethane	<0.50		0.50	0.13	ug/L			02/08/17 17:22	1
Tetrachloroethene	<0.50		0.50	0.18	ug/L			02/08/17 17:22	1
Toluene	<0.50		0.50	0.086	ug/L			02/08/17 17:22	1
trans-1,2-Dichloroethene	<0.50		0.50	0.090	ug/L			02/08/17 17:22	1
trans-1,3-Dichloropropene	<0.50		0.50	0.11	ug/L			02/08/17 17:22	1
1,2,3-Trichlorobenzene	<0.50		0.50	0.14	ug/L			02/08/17 17:22	1
1,2,4-Trichlorobenzene	<0.50		0.50	0.12	ug/L			02/08/17 17:22	1
1,1,1-Trichloroethane	<0.50		0.50	0.15	ug/L			02/08/17 17:22	1
1,1,2-Trichloroethane	<0.50		0.50	0.16	ug/L			02/08/17 17:22	1
Trichloroethene	<0.50		0.50	0.13	ug/L			02/08/17 17:22	1
Trichlorofluoromethane	<0.50		0.50	0.23	ug/L			02/08/17 17:22	1
1,2,3-Trichloropropane	<0.50		0.50	0.17	ug/L			02/08/17 17:22	1
Trihalomethanes, Total	<0.50		0.50	0.079	ug/L			02/08/17 17:22	1
1,2,4-Trimethylbenzene	<0.50		0.50	0.17	ug/L			02/08/17 17:22	1
1,3,5-Trimethylbenzene	<0.50		0.50	0.16	ug/L			02/08/17 17:22	1
Vinyl chloride	<0.50		0.50	0.16	ug/L			02/08/17 17:22	1
Xylenes, Total	<0.50		0.50	0.086	ug/L			02/08/17 17:22	1

Surrogate	%Recovery	Qualifier	Limits	Prepared	Analyzed	Dil Fac
4-Bromofluorobenzene	92		70 - 130		02/08/17 17:22	1
1,2-Dichlorobenzene-d4	101		70 - 130		02/08/17 17:22	1

Client Sample Results

Client: Weston Solutions, Inc.
Project/Site: Black & Decker

TestAmerica Job ID: 680-134998-1

Client Sample ID: Trip Blank

Lab Sample ID: 680-134998-5

Date Collected: 02/02/17 08:00

Matrix: Water

Date Received: 02/04/17 09:20

Method: 524.2 - Volatile Organic Compounds (GC/MS)

Analyte	Result	Qualifier	RL	MDL	Unit	D	Prepared	Analyzed	Dil Fac
Acetone	<10		10	5.0	ug/L			02/08/17 14:21	1
Benzene	<0.50		0.50	0.082	ug/L			02/08/17 14:21	1
Bromobenzene	<0.50		0.50	0.091	ug/L			02/08/17 14:21	1
Bromoform	<0.50		0.50	0.17	ug/L			02/08/17 14:21	1
Bromomethane	<1.0		1.0	0.20	ug/L			02/08/17 14:21	1
Carbon tetrachloride	<0.50		0.50	0.11	ug/L			02/08/17 14:21	1
Chlorobenzene	<0.50		0.50	0.14	ug/L			02/08/17 14:21	1
Chlorobromomethane	<0.50		0.50	0.30	ug/L			02/08/17 14:21	1
Chlorodibromomethane	<0.50		0.50	0.13	ug/L			02/08/17 14:21	1
Chloroethane	<1.0		1.0	0.22	ug/L			02/08/17 14:21	1
Chloroform	<0.50		0.50	0.20	ug/L			02/08/17 14:21	1
Chloromethane	<0.50		0.50	0.15	ug/L			02/08/17 14:21	1
2-Chlorotoluene	<0.50		0.50	0.11	ug/L			02/08/17 14:21	1
4-Chlorotoluene	<0.50		0.50	0.13	ug/L			02/08/17 14:21	1
cis-1,2-Dichloroethene	<0.50		0.50	0.090	ug/L			02/08/17 14:21	1
cis-1,3-Dichloropropene	<0.50		0.50	0.081	ug/L			02/08/17 14:21	1
1,2-Dibromo-3-Chloropropane	<0.50		0.50	0.30	ug/L			02/08/17 14:21	1
Dibromomethane	<0.50		0.50	0.16	ug/L			02/08/17 14:21	1
1,2-Dichlorobenzene	<0.50		0.50	0.16	ug/L			02/08/17 14:21	1
1,3-Dichlorobenzene	<0.50		0.50	0.11	ug/L			02/08/17 14:21	1
1,4-Dichlorobenzene	<0.50		0.50	0.13	ug/L			02/08/17 14:21	1
Dichlorobromomethane	<0.50		0.50	0.079	ug/L			02/08/17 14:21	1
Dichlorodifluoromethane	<0.50		0.50	0.34	ug/L			02/08/17 14:21	1
1,1-Dichloroethane	<0.50		0.50	0.078	ug/L			02/08/17 14:21	1
1,2-Dichloroethane	<0.50		0.50	0.086	ug/L			02/08/17 14:21	1
1,1-Dichloroethene	<0.50		0.50	0.15	ug/L			02/08/17 14:21	1
1,2-Dichloropropane	<0.50		0.50	0.096	ug/L			02/08/17 14:21	1
1,3-Dichloropropane	<0.50		0.50	0.10	ug/L			02/08/17 14:21	1
2,2-Dichloropropane	<0.50		0.50	0.20	ug/L			02/08/17 14:21	1
1,1-Dichloropropene	<0.50		0.50	0.095	ug/L			02/08/17 14:21	1
1,3-Dichloropropene, Total	<0.50		0.50	0.081	ug/L			02/08/17 14:21	1
Diisopropyl ether	<0.50		0.50	0.28	ug/L			02/08/17 14:21	1
Ethylbenzene	<0.50		0.50	0.099	ug/L			02/08/17 14:21	1
Ethylene Dibromide	<0.50		0.50	0.20	ug/L			02/08/17 14:21	1
Freon 113	<0.50		0.50	0.15	ug/L			02/08/17 14:21	1
Hexachlorobutadiene	<0.50		0.50	0.26	ug/L			02/08/17 14:21	1
2-Hexanone	<10		10	5.0	ug/L			02/08/17 14:21	1
Isopropylbenzene	<0.50		0.50	0.15	ug/L			02/08/17 14:21	1
4-Isopropyltoluene	<0.50		0.50	0.21	ug/L			02/08/17 14:21	1
Methylene Chloride	<0.50		0.50	0.20	ug/L			02/08/17 14:21	1
2-Butanone (MEK)	<10		10	5.0	ug/L			02/08/17 14:21	1
4-Methyl-2-pentanone (MIBK)	<10		10	5.0	ug/L			02/08/17 14:21	1
m-Xylene & p-Xylene	<0.50		0.50	0.15	ug/L			02/08/17 14:21	1
Naphthalene	<1.0		1.0	0.43	ug/L			02/08/17 14:21	1
n-Butylbenzene	<0.50		0.50	0.17	ug/L			02/08/17 14:21	1
N-Propylbenzene	<0.50		0.50	0.17	ug/L			02/08/17 14:21	1
o-Xylene	<0.50		0.50	0.086	ug/L			02/08/17 14:21	1
sec-Butylbenzene	<0.50		0.50	0.14	ug/L			02/08/17 14:21	1
Styrene	<0.50		0.50	0.089	ug/L			02/08/17 14:21	1

TestAmerica Savannah

Client Sample Results

Client: Weston Solutions, Inc.
Project/Site: Black & Decker

TestAmerica Job ID: 680-134998-1

Client Sample ID: Trip Blank

Lab Sample ID: 680-134998-5

Date Collected: 02/02/17 08:00

Matrix: Water

Date Received: 02/04/17 09:20

Method: 524.2 - Volatile Organic Compounds (GC/MS) (Continued)

Analyte	Result	Qualifier	RL	MDL	Unit	D	Prepared	Analyzed	Dil Fac
Tert-amyl methyl ether	<0.50		0.50	0.20	ug/L			02/08/17 14:21	1
tert-Butyl alcohol	<10		10	1.6	ug/L			02/08/17 14:21	1
tert-Butylbenzene	<0.50		0.50	0.14	ug/L			02/08/17 14:21	1
Tert-butyl ethyl ether	<0.50		0.50	0.26	ug/L			02/08/17 14:21	1
1,1,1,2-Tetrachloroethane	<0.50		0.50	0.24	ug/L			02/08/17 14:21	1
1,1,2,2-Tetrachloroethane	<0.50		0.50	0.13	ug/L			02/08/17 14:21	1
Tetrachloroethene	<0.50		0.50	0.18	ug/L			02/08/17 14:21	1
Toluene	<0.50		0.50	0.086	ug/L			02/08/17 14:21	1
trans-1,2-Dichloroethene	<0.50		0.50	0.090	ug/L			02/08/17 14:21	1
trans-1,3-Dichloropropene	<0.50		0.50	0.11	ug/L			02/08/17 14:21	1
1,2,3-Trichlorobenzene	<0.50		0.50	0.14	ug/L			02/08/17 14:21	1
1,2,4-Trichlorobenzene	<0.50		0.50	0.12	ug/L			02/08/17 14:21	1
1,1,1-Trichloroethane	<0.50		0.50	0.15	ug/L			02/08/17 14:21	1
1,1,2-Trichloroethane	<0.50		0.50	0.16	ug/L			02/08/17 14:21	1
Trichloroethene	<0.50		0.50	0.13	ug/L			02/08/17 14:21	1
Trichlorofluoromethane	<0.50		0.50	0.23	ug/L			02/08/17 14:21	1
1,2,3-Trichloropropane	<0.50		0.50	0.17	ug/L			02/08/17 14:21	1
Trihalomethanes, Total	<0.50		0.50	0.079	ug/L			02/08/17 14:21	1
1,2,4-Trimethylbenzene	<0.50		0.50	0.17	ug/L			02/08/17 14:21	1
1,3,5-Trimethylbenzene	<0.50		0.50	0.16	ug/L			02/08/17 14:21	1
Vinyl chloride	<0.50		0.50	0.16	ug/L			02/08/17 14:21	1
Xylenes, Total	<0.50		0.50	0.086	ug/L			02/08/17 14:21	1
Surrogate	%Recovery	Qualifier	Limits				Prepared	Analyzed	Dil Fac
4-Bromofluorobenzene	89		70 - 130					02/08/17 14:21	1
1,2-Dichlorobenzene-d4	104		70 - 130					02/08/17 14:21	1

QC Sample Results

Client: Weston Solutions, Inc.
Project/Site: Black & Decker

TestAmerica Job ID: 680-134998-1

Method: 524.2 - Volatile Organic Compounds (GC/MS)

Lab Sample ID: MB 680-468126/9

Matrix: Water

Analysis Batch: 468126

Client Sample ID: Method Blank

Prep Type: Total/NA

Analyte	MB MB		RL	MDL	Unit	D	Prepared	Analyzed	Dil Fac
	Result	Qualifier							
Acetone	<10		10	5.0	ug/L			02/08/17 13:58	1
Benzene	<0.50		0.50	0.082	ug/L			02/08/17 13:58	1
Bromobenzene	<0.50		0.50	0.091	ug/L			02/08/17 13:58	1
Bromoform	<0.50		0.50	0.17	ug/L			02/08/17 13:58	1
Bromomethane	<1.0		1.0	0.20	ug/L			02/08/17 13:58	1
Carbon tetrachloride	<0.50		0.50	0.11	ug/L			02/08/17 13:58	1
Chlorobenzene	<0.50		0.50	0.14	ug/L			02/08/17 13:58	1
Chlorobromomethane	<0.50		0.50	0.30	ug/L			02/08/17 13:58	1
Chlorodibromomethane	<0.50		0.50	0.13	ug/L			02/08/17 13:58	1
Chloroethane	<1.0		1.0	0.22	ug/L			02/08/17 13:58	1
Chloroform	<0.50		0.50	0.20	ug/L			02/08/17 13:58	1
Chloromethane	<0.50		0.50	0.15	ug/L			02/08/17 13:58	1
2-Chlorotoluene	<0.50		0.50	0.11	ug/L			02/08/17 13:58	1
4-Chlorotoluene	<0.50		0.50	0.13	ug/L			02/08/17 13:58	1
cis-1,2-Dichloroethene	<0.50		0.50	0.090	ug/L			02/08/17 13:58	1
cis-1,3-Dichloropropene	<0.50		0.50	0.081	ug/L			02/08/17 13:58	1
1,2-Dibromo-3-Chloropropane	<0.50		0.50	0.30	ug/L			02/08/17 13:58	1
Dibromomethane	<0.50		0.50	0.16	ug/L			02/08/17 13:58	1
1,2-Dichlorobenzene	<0.50		0.50	0.16	ug/L			02/08/17 13:58	1
1,3-Dichlorobenzene	<0.50		0.50	0.11	ug/L			02/08/17 13:58	1
1,4-Dichlorobenzene	<0.50		0.50	0.13	ug/L			02/08/17 13:58	1
Dichlorobromomethane	<0.50		0.50	0.079	ug/L			02/08/17 13:58	1
Dichlorodifluoromethane	<0.50		0.50	0.34	ug/L			02/08/17 13:58	1
1,1-Dichloroethane	<0.50		0.50	0.078	ug/L			02/08/17 13:58	1
1,2-Dichloroethane	<0.50		0.50	0.086	ug/L			02/08/17 13:58	1
1,1-Dichloroethene	<0.50		0.50	0.15	ug/L			02/08/17 13:58	1
1,2-Dichloropropane	<0.50		0.50	0.096	ug/L			02/08/17 13:58	1
1,3-Dichloropropane	<0.50		0.50	0.10	ug/L			02/08/17 13:58	1
2,2-Dichloropropane	<0.50		0.50	0.20	ug/L			02/08/17 13:58	1
1,1-Dichloropropene	<0.50		0.50	0.095	ug/L			02/08/17 13:58	1
1,3-Dichloropropene, Total	<0.50		0.50	0.081	ug/L			02/08/17 13:58	1
Diisopropyl ether	<0.50		0.50	0.28	ug/L			02/08/17 13:58	1
Ethylbenzene	<0.50		0.50	0.099	ug/L			02/08/17 13:58	1
Ethylene Dibromide	<0.50		0.50	0.20	ug/L			02/08/17 13:58	1
Freon 113	<0.50		0.50	0.15	ug/L			02/08/17 13:58	1
Hexachlorobutadiene	<0.50		0.50	0.26	ug/L			02/08/17 13:58	1
2-Hexanone	<10		10	5.0	ug/L			02/08/17 13:58	1
Isopropylbenzene	<0.50		0.50	0.15	ug/L			02/08/17 13:58	1
4-Isopropyltoluene	<0.50		0.50	0.21	ug/L			02/08/17 13:58	1
Methylene Chloride	<0.50		0.50	0.20	ug/L			02/08/17 13:58	1
2-Butanone (MEK)	<10		10	5.0	ug/L			02/08/17 13:58	1
4-Methyl-2-pentanone (MIBK)	<10		10	5.0	ug/L			02/08/17 13:58	1
m-Xylene & p-Xylene	<0.50		0.50	0.15	ug/L			02/08/17 13:58	1
Naphthalene	<1.0		1.0	0.43	ug/L			02/08/17 13:58	1
n-Butylbenzene	<0.50		0.50	0.17	ug/L			02/08/17 13:58	1
N-Propylbenzene	<0.50		0.50	0.17	ug/L			02/08/17 13:58	1
o-Xylene	<0.50		0.50	0.086	ug/L			02/08/17 13:58	1
sec-Butylbenzene	<0.50		0.50	0.14	ug/L			02/08/17 13:58	1

TestAmerica Savannah

QC Sample Results

Client: Weston Solutions, Inc.
Project/Site: Black & Decker

TestAmerica Job ID: 680-134998-1

Method: 524.2 - Volatile Organic Compounds (GC/MS) (Continued)

Lab Sample ID: MB 680-468126/9

Matrix: Water

Analysis Batch: 468126

Client Sample ID: Method Blank

Prep Type: Total/NA

Analyte	MB	MB	RL	MDL	Unit	D	Prepared	Analyzed	Dil Fac
	Result	Qualifier							
Styrene	<0.50		0.50	0.089	ug/L			02/08/17 13:58	1
Tert-amyl methyl ether	<0.50		0.50	0.20	ug/L			02/08/17 13:58	1
tert-Butyl alcohol	<10		10	1.6	ug/L			02/08/17 13:58	1
tert-Butylbenzene	<0.50		0.50	0.14	ug/L			02/08/17 13:58	1
Tert-butyl ethyl ether	<0.50		0.50	0.26	ug/L			02/08/17 13:58	1
1,1,1,2-Tetrachloroethane	<0.50		0.50	0.24	ug/L			02/08/17 13:58	1
1,1,2,2-Tetrachloroethane	<0.50		0.50	0.13	ug/L			02/08/17 13:58	1
Tetrachloroethene	<0.50		0.50	0.18	ug/L			02/08/17 13:58	1
Toluene	<0.50		0.50	0.086	ug/L			02/08/17 13:58	1
trans-1,2-Dichloroethene	<0.50		0.50	0.090	ug/L			02/08/17 13:58	1
trans-1,3-Dichloropropene	<0.50		0.50	0.11	ug/L			02/08/17 13:58	1
1,2,3-Trichlorobenzene	<0.50		0.50	0.14	ug/L			02/08/17 13:58	1
1,2,4-Trichlorobenzene	<0.50		0.50	0.12	ug/L			02/08/17 13:58	1
1,1,1-Trichloroethane	<0.50		0.50	0.15	ug/L			02/08/17 13:58	1
1,1,2-Trichloroethane	<0.50		0.50	0.16	ug/L			02/08/17 13:58	1
Trichloroethene	<0.50		0.50	0.13	ug/L			02/08/17 13:58	1
Trichlorofluoromethane	<0.50		0.50	0.23	ug/L			02/08/17 13:58	1
1,2,3-Trichloropropane	<0.50		0.50	0.17	ug/L			02/08/17 13:58	1
Trihalomethanes, Total	<0.50		0.50	0.079	ug/L			02/08/17 13:58	1
1,2,4-Trimethylbenzene	<0.50		0.50	0.17	ug/L			02/08/17 13:58	1
1,3,5-Trimethylbenzene	<0.50		0.50	0.16	ug/L			02/08/17 13:58	1
Vinyl chloride	<0.50		0.50	0.16	ug/L			02/08/17 13:58	1
Xylenes, Total	<0.50		0.50	0.086	ug/L			02/08/17 13:58	1

Surrogate	MB	MB	Limits	Prepared	Analyzed	Dil Fac
	%Recovery	Qualifier				
4-Bromofluorobenzene	92		70 - 130		02/08/17 13:58	1
1,2-Dichlorobenzene-d4	101		70 - 130		02/08/17 13:58	1

Lab Sample ID: LCS 680-468126/3

Matrix: Water

Analysis Batch: 468126

Client Sample ID: Lab Control Sample

Prep Type: Total/NA

Analyte	Spike Added	LCS Result	LCS Qualifier	Unit	D	%Rec	%Rec.
							Limits
Acetone	100	99.2		ug/L		99	70 - 130
Benzene	20.0	21.5		ug/L		107	70 - 130
Bromobenzene	20.0	20.5		ug/L		102	70 - 130
Bromoform	20.0	20.6		ug/L		103	70 - 130
Bromomethane	20.0	19.8		ug/L		99	70 - 130
Carbon tetrachloride	20.0	21.3		ug/L		106	70 - 130
Chlorobenzene	20.0	20.9		ug/L		104	70 - 130
Chlorobromomethane	20.0	21.9		ug/L		109	70 - 130
Chlorodibromomethane	20.0	20.6		ug/L		103	70 - 130
Chloroethane	20.0	20.0		ug/L		100	70 - 130
Chloroform	20.0	20.2		ug/L		101	70 - 130
Chloromethane	20.0	20.6		ug/L		103	70 - 130
2-Chlorotoluene	20.0	20.8		ug/L		104	70 - 130
4-Chlorotoluene	20.0	20.6		ug/L		103	70 - 130
cis-1,2-Dichloroethene	20.0	22.0		ug/L		110	70 - 130

TestAmerica Savannah

QC Sample Results

Client: Weston Solutions, Inc.
Project/Site: Black & Decker

TestAmerica Job ID: 680-134998-1

Method: 524.2 - Volatile Organic Compounds (GC/MS) (Continued)

Lab Sample ID: LCS 680-468126/3

Client Sample ID: Lab Control Sample

Matrix: Water

Prep Type: Total/NA

Analysis Batch: 468126

Analyte	Spike	LCS	LCS	Unit	D	%Rec	%Rec.
	Added	Result	Qualifier			Limits	
cis-1,3-Dichloropropene	20.0	20.7		ug/L		104	70 - 130
1,2-Dibromo-3-Chloropropane	20.0	19.8		ug/L		99	70 - 130
Dibromomethane	20.0	20.1		ug/L		100	70 - 130
1,2-Dichlorobenzene	20.0	20.1		ug/L		100	70 - 130
1,3-Dichlorobenzene	20.0	19.6		ug/L		98	70 - 130
1,4-Dichlorobenzene	20.0	19.9		ug/L		99	70 - 130
Dichlorobromomethane	20.0	20.2		ug/L		101	70 - 130
Dichlorodifluoromethane	20.0	24.2		ug/L		121	70 - 130
1,1-Dichloroethane	20.0	21.0		ug/L		105	70 - 130
1,2-Dichloroethane	20.0	20.2		ug/L		101	70 - 130
1,1-Dichloroethene	20.0	21.7		ug/L		108	70 - 130
1,2-Dichloropropane	20.0	21.4		ug/L		107	70 - 130
1,3-Dichloropropane	20.0	20.6		ug/L		103	70 - 130
2,2-Dichloropropane	20.0	21.4		ug/L		107	70 - 130
1,1-Dichloropropene	20.0	21.7		ug/L		108	70 - 130
1,3-Dichloropropene, Total	40.0	40.6		ug/L		102	70 - 130
Diisopropyl ether	20.0	21.3		ug/L		107	70 - 130
Ethylbenzene	20.0	20.9		ug/L		105	70 - 130
Ethylene Dibromide	20.0	19.7		ug/L		99	70 - 130
Freon 113	20.0	23.7		ug/L		119	70 - 130
Hexachlorobutadiene	20.0	21.2		ug/L		106	70 - 130
2-Hexanone	100	105		ug/L		105	70 - 130
Isopropylbenzene	20.0	20.9		ug/L		104	70 - 130
4-Isopropyltoluene	20.0	21.0		ug/L		105	70 - 130
Methylene Chloride	20.0	21.4		ug/L		107	70 - 130
2-Butanone (MEK)	100	101		ug/L		101	70 - 130
4-Methyl-2-pentanone (MIBK)	100	100		ug/L		100	70 - 130
m-Xylene & p-Xylene	20.0	21.2		ug/L		106	70 - 130
Naphthalene	20.0	21.1		ug/L		105	70 - 130
n-Butylbenzene	20.0	21.6		ug/L		108	70 - 130
N-Propylbenzene	20.0	20.8		ug/L		104	70 - 130
o-Xylene	20.0	20.4		ug/L		102	70 - 130
sec-Butylbenzene	20.0	20.7		ug/L		104	70 - 130
Styrene	20.0	20.7		ug/L		103	70 - 130
Tert-amyl methyl ether	20.0	20.6		ug/L		103	70 - 130
tert-Butyl alcohol	200	208		ug/L		104	70 - 130
tert-Butylbenzene	20.0	20.9		ug/L		105	70 - 130
Tert-butyl ethyl ether	20.0	21.1		ug/L		105	70 - 130
1,1,1,2-Tetrachloroethane	20.0	20.0		ug/L		100	70 - 130
1,1,2,2-Tetrachloroethane	20.0	19.1		ug/L		96	70 - 130
Tetrachloroethene	20.0	21.2		ug/L		106	70 - 130
Toluene	20.0	21.2		ug/L		106	70 - 130
trans-1,2-Dichloroethene	20.0	21.5		ug/L		108	70 - 130
trans-1,3-Dichloropropene	20.0	19.9		ug/L		99	70 - 130
1,2,3-Trichlorobenzene	20.0	21.2		ug/L		106	70 - 130
1,2,4-Trichlorobenzene	20.0	21.0		ug/L		105	70 - 130
1,1,1-Trichloroethane	20.0	20.7		ug/L		103	70 - 130
1,1,2-Trichloroethane	20.0	19.3		ug/L		96	70 - 130

TestAmerica Savannah

QC Sample Results

Client: Weston Solutions, Inc.
Project/Site: Black & Decker

TestAmerica Job ID: 680-134998-1

Method: 524.2 - Volatile Organic Compounds (GC/MS) (Continued)

Lab Sample ID: LCS 680-468126/3
Matrix: Water
Analysis Batch: 468126

Client Sample ID: Lab Control Sample
Prep Type: Total/NA

Analyte	Spike Added	LCS Result	LCS Qualifier	Unit	D	%Rec	%Rec. Limits
Trichloroethene	20.0	21.3		ug/L		107	70 - 130
Trichlorofluoromethane	20.0	21.9		ug/L		110	70 - 130
1,2,3-Trichloropropane	20.0	20.3		ug/L		102	70 - 130
Trihalomethanes, Total	80.0	81.6		ug/L		102	70 - 130
1,2,4-Trimethylbenzene	20.0	20.3		ug/L		101	70 - 130
1,3,5-Trimethylbenzene	20.0	20.4		ug/L		102	70 - 130
Vinyl chloride	20.0	22.9		ug/L		114	70 - 130
Xylenes, Total	40.0	41.6		ug/L		104	70 - 130

Surrogate	LCS %Recovery	LCS Qualifier	Limits
4-Bromofluorobenzene	97		70 - 130
1,2-Dichlorobenzene-d4	98		70 - 130

Lab Sample ID: LCSD 680-468126/4
Matrix: Water
Analysis Batch: 468126

Client Sample ID: Lab Control Sample Dup
Prep Type: Total/NA

Analyte	Spike Added	LCSD Result	LCSD Qualifier	Unit	D	%Rec	%Rec. Limits	RPD	RPD Limit
Acetone	100	100		ug/L		100	70 - 130	1	30
Benzene	20.0	20.8		ug/L		104	70 - 130	3	30
Bromobenzene	20.0	19.7		ug/L		99	70 - 130	4	30
Bromoform	20.0	20.1		ug/L		100	70 - 130	3	30
Bromomethane	20.0	21.0		ug/L		105	70 - 130	6	30
Carbon tetrachloride	20.0	19.9		ug/L		99	70 - 130	7	30
Chlorobenzene	20.0	20.3		ug/L		102	70 - 130	3	30
Chlorobromomethane	20.0	20.6		ug/L		103	70 - 130	6	30
Chlorodibromomethane	20.0	20.1		ug/L		101	70 - 130	2	30
Chloroethane	20.0	20.5		ug/L		102	70 - 130	2	30
Chloroform	20.0	19.6		ug/L		98	70 - 130	3	30
Chloromethane	20.0	19.8		ug/L		99	70 - 130	4	30
2-Chlorotoluene	20.0	20.3		ug/L		101	70 - 130	3	30
4-Chlorotoluene	20.0	20.1		ug/L		100	70 - 130	3	30
cis-1,2-Dichloroethene	20.0	21.6		ug/L		108	70 - 130	2	30
cis-1,3-Dichloropropene	20.0	20.2		ug/L		101	70 - 130	3	30
1,2-Dibromo-3-Chloropropane	20.0	19.1		ug/L		96	70 - 130	3	30
Dibromomethane	20.0	18.3		ug/L		92	70 - 130	9	30
1,2-Dichlorobenzene	20.0	19.6		ug/L		98	70 - 130	2	30
1,3-Dichlorobenzene	20.0	19.2		ug/L		96	70 - 130	2	30
1,4-Dichlorobenzene	20.0	19.6		ug/L		98	70 - 130	2	30
Dichlorobromomethane	20.0	19.9		ug/L		100	70 - 130	1	30
Dichlorodifluoromethane	20.0	23.3		ug/L		117	70 - 130	4	30
1,1-Dichloroethane	20.0	21.0		ug/L		105	70 - 130	0	30
1,2-Dichloroethane	20.0	19.4		ug/L		97	70 - 130	4	30
1,1-Dichloroethene	20.0	21.4		ug/L		107	70 - 130	1	30
1,2-Dichloropropane	20.0	20.6		ug/L		103	70 - 130	4	30
1,3-Dichloropropane	20.0	20.4		ug/L		102	70 - 130	1	30
2,2-Dichloropropane	20.0	21.1		ug/L		105	70 - 130	1	30
1,1-Dichloropropene	20.0	21.0		ug/L		105	70 - 130	3	30

TestAmerica Savannah

QC Sample Results

Client: Weston Solutions, Inc.
Project/Site: Black & Decker

TestAmerica Job ID: 680-134998-1

Method: 524.2 - Volatile Organic Compounds (GC/MS) (Continued)

Lab Sample ID: LCSD 680-468126/4

Matrix: Water

Analysis Batch: 468126

Client Sample ID: Lab Control Sample Dup
Prep Type: Total/NA

Analyte	Spike	LCSD	LCSD	Unit	D	%Rec	%Rec.	RPD	RPD
	Added	Result	Qualifier				Limits		Limit
1,3-Dichloropropene, Total	40.0	39.2		ug/L		98	70 - 130	4	30
Diisopropyl ether	20.0	21.3		ug/L		106	70 - 130	0	30
Ethylbenzene	20.0	20.4		ug/L		102	70 - 130	3	30
Ethylene Dibromide	20.0	18.8		ug/L		94	70 - 130	5	30
Freon 113	20.0	23.4		ug/L		117	70 - 130	1	30
Hexachlorobutadiene	20.0	20.7		ug/L		104	70 - 130	3	30
2-Hexanone	100	102		ug/L		102	70 - 130	3	30
Isopropylbenzene	20.0	20.3		ug/L		102	70 - 130	3	30
4-Isopropyltoluene	20.0	20.2		ug/L		101	70 - 130	4	30
Methylene Chloride	20.0	20.3		ug/L		101	70 - 130	5	30
2-Butanone (MEK)	100	98.1		ug/L		98	70 - 130	2	30
4-Methyl-2-pentanone (MIBK)	100	97.2		ug/L		97	70 - 130	3	30
m-Xylene & p-Xylene	20.0	20.6		ug/L		103	70 - 130	3	30
Naphthalene	20.0	20.6		ug/L		103	70 - 130	2	30
n-Butylbenzene	20.0	21.0		ug/L		105	70 - 130	3	30
N-Propylbenzene	20.0	20.2		ug/L		101	70 - 130	3	30
o-Xylene	20.0	19.9		ug/L		100	70 - 130	2	30
sec-Butylbenzene	20.0	20.4		ug/L		102	70 - 130	2	30
Styrene	20.0	20.1		ug/L		101	70 - 130	3	30
Tert-amyl methyl ether	20.0	20.2		ug/L		101	70 - 130	2	30
tert-Butyl alcohol	200	203		ug/L		102	70 - 130	2	30
tert-Butylbenzene	20.0	20.4		ug/L		102	70 - 130	3	30
Tert-butyl ethyl ether	20.0	21.1		ug/L		105	70 - 130	0	30
1,1,1,2-Tetrachloroethane	20.0	18.9		ug/L		94	70 - 130	6	30
1,1,2,2-Tetrachloroethane	20.0	19.1		ug/L		96	70 - 130	0	30
Tetrachloroethene	20.0	20.6		ug/L		103	70 - 130	3	30
Toluene	20.0	20.6		ug/L		103	70 - 130	3	30
trans-1,2-Dichloroethene	20.0	21.5		ug/L		108	70 - 130	0	30
trans-1,3-Dichloropropene	20.0	19.0		ug/L		95	70 - 130	5	30
1,2,3-Trichlorobenzene	20.0	20.4		ug/L		102	70 - 130	4	30
1,2,4-Trichlorobenzene	20.0	19.9		ug/L		100	70 - 130	5	30
1,1,1-Trichloroethane	20.0	20.3		ug/L		102	70 - 130	2	30
1,1,2-Trichloroethane	20.0	19.2		ug/L		96	70 - 130	0	30
Trichloroethene	20.0	21.1		ug/L		106	70 - 130	1	30
Trichlorofluoromethane	20.0	22.0		ug/L		110	70 - 130	1	30
1,2,3-Trichloropropane	20.0	19.8		ug/L		99	70 - 130	3	30
Trihalomethanes, Total	80.0	79.7		ug/L		100	70 - 130	2	30
1,2,4-Trimethylbenzene	20.0	19.9		ug/L		100	70 - 130	2	30
1,3,5-Trimethylbenzene	20.0	19.7		ug/L		99	70 - 130	3	30
Vinyl chloride	20.0	22.3		ug/L		112	70 - 130	2	30
Xylenes, Total	40.0	40.5		ug/L		101	70 - 130	3	30

Surrogate	LCSD	LCSD	Limits
	%Recovery	Qualifier	
4-Bromofluorobenzene	97		70 - 130
1,2-Dichlorobenzene-d4	101		70 - 130

TestAmerica Savannah

QC Association Summary

Client: Weston Solutions, Inc.
Project/Site: Black & Decker

TestAmerica Job ID: 680-134998-1

GC/MS VOA

Analysis Batch: 468126

Lab Sample ID	Client Sample ID	Prep Type	Matrix	Method	Prep Batch
680-134998-1	RFW-20	Total/NA	Water	524.2	
680-134998-2	RFW-21	Total/NA	Water	524.2	
680-134998-3	HAMP-22	Total/NA	Water	524.2	
680-134998-4	HAMP-23	Total/NA	Water	524.2	
680-134998-5	Trip Blank	Total/NA	Water	524.2	
MB 680-468126/9	Method Blank	Total/NA	Water	524.2	
LCS 680-468126/3	Lab Control Sample	Total/NA	Water	524.2	
LCSD 680-468126/4	Lab Control Sample Dup	Total/NA	Water	524.2	

Lab Chronicle

Client: Weston Solutions, Inc.
Project/Site: Black & Decker

TestAmerica Job ID: 680-134998-1

Client Sample ID: RFW-20

Date Collected: 02/02/17 08:20

Date Received: 02/04/17 09:20

Lab Sample ID: 680-134998-1

Matrix: Water

Prep Type	Batch Type	Batch Method	Run	Dil Factor	Initial Amount	Final Amount	Batch Number	Prepared or Analyzed	Analyst	Lab
Total/NA	Analysis	524.2		1	5 mL	5 mL	468126	02/08/17 16:36	DAS	TAL SAV
Instrument ID: CMSS										

Client Sample ID: RFW-21

Date Collected: 02/02/17 07:25

Date Received: 02/04/17 09:20

Lab Sample ID: 680-134998-2

Matrix: Water

Prep Type	Batch Type	Batch Method	Run	Dil Factor	Initial Amount	Final Amount	Batch Number	Prepared or Analyzed	Analyst	Lab
Total/NA	Analysis	524.2		1	5 mL	5 mL	468126	02/08/17 18:52	DAS	TAL SAV
Instrument ID: CMSS										

Client Sample ID: HAMP-22

Date Collected: 02/03/17 11:30

Date Received: 02/04/17 09:20

Lab Sample ID: 680-134998-3

Matrix: Water

Prep Type	Batch Type	Batch Method	Run	Dil Factor	Initial Amount	Final Amount	Batch Number	Prepared or Analyzed	Analyst	Lab
Total/NA	Analysis	524.2		1	5 mL	5 mL	468126	02/08/17 16:59	DAS	TAL SAV
Instrument ID: CMSS										

Client Sample ID: HAMP-23

Date Collected: 02/03/17 11:35

Date Received: 02/04/17 09:20

Lab Sample ID: 680-134998-4

Matrix: Water

Prep Type	Batch Type	Batch Method	Run	Dil Factor	Initial Amount	Final Amount	Batch Number	Prepared or Analyzed	Analyst	Lab
Total/NA	Analysis	524.2		1	5 mL	5 mL	468126	02/08/17 17:22	DAS	TAL SAV
Instrument ID: CMSS										

Client Sample ID: Trip Blank

Date Collected: 02/02/17 08:00

Date Received: 02/04/17 09:20

Lab Sample ID: 680-134998-5


Matrix: Water

Prep Type	Batch Type	Batch Method	Run	Dil Factor	Initial Amount	Final Amount	Batch Number	Prepared or Analyzed	Analyst	Lab
Total/NA	Analysis	524.2		1	5 mL	5 mL	468126	02/08/17 14:21	DAS	TAL SAV
Instrument ID: CMSS										

Laboratory References:

TAL SAV = TestAmerica Savannah, 5102 LaRoche Avenue, Savannah, GA 31404, TEL (912)354-7858

Regulatory Program: DW NPDES RCRA Other

Client Contact Company Name: <u>Western</u> Address: <u>1 Western Way</u> City/State/Zip: <u>WVC PA</u> Phone: <u>610.721.0583</u> Fax: Project Name: <u>Black Becker</u> Site: <u>Hampstead MD</u> PO#		Project Manager: <u>Kris Sauer</u> Tel/Fax: Analysis Turnaround Time <input type="checkbox"/> CALENDAR DAYS <input type="checkbox"/> WORKING DAYS TAT if different from Below <input type="checkbox"/> 2 weeks <input type="checkbox"/> 1 week <input type="checkbox"/> 2 days <input type="checkbox"/> 1 day		Site Contact: <u>Greg Flaws</u> Date: <u>2/3/17</u> Lab Contact: Carrier:		COC No. _____ of _____ COGS	
Sample Identification		Sample Date	Sample Time	Sample Type (C=Comp, G=Grab)	Matrix	# of Cont.	Sample Specific Notes
RFW-20		2/2/17	820	G	W	3	
RFW-21		2/2/17	725	L	L	3	
HAMP-22		2/3/17	1130	L	L	3	
HAMP-23		2/2/17	1135	L	L	3	
Trip Blank		2/2/17	1800	G	L	2	
 580-134996 Chain of Custody							
Preservation Used: 1=Ice, 2=HCl, 3=H2SO4, 4=HNO3, 5=NaOH, 6=Other Possible Hazard Identification: Please List any EPA Waste Codes for the sample in the Comments Section if the lab is to dispose of the sample.							
Special Instructions/QC Requirements & Comments: Relinquished by: <u>[Signature]</u> Yes <input type="checkbox"/> No <input type="checkbox"/> Relinquished by: <u>[Signature]</u> Yes <input type="checkbox"/> No <input type="checkbox"/> Relinquished by: <u>[Signature]</u> Yes <input type="checkbox"/> No <input type="checkbox"/>							
Custody Seal No.:		Custody Seal No.:		Custody Seal No.:		Custody Seal No.:	
Company: <u>Western</u>		Company: <u>Western</u>		Company: <u>Western</u>		Company: <u>Western</u>	
Date/Time: <u>2/3/17 1600</u>		Date/Time: <u>2/3/17 1600</u>		Date/Time: <u>2/3/17 1600</u>		Date/Time: <u>2/3/17 1600</u>	
Received by: <u>[Signature]</u>		Received by: <u>[Signature]</u>		Received by: <u>[Signature]</u>		Received by: <u>[Signature]</u>	
Company: <u>Western</u>		Company: <u>Western</u>		Company: <u>Western</u>		Company: <u>Western</u>	
Date/Time: <u>2-21-17 920</u>		Date/Time: <u>2-21-17 920</u>		Date/Time: <u>2-21-17 920</u>		Date/Time: <u>2-21-17 920</u>	

Login Sample Receipt Checklist

Client: Weston Solutions, Inc.

Job Number: 680-134998-1

Login Number: 134998

List Source: TestAmerica Savannah

List Number: 1

Creator: Jackson, Victor L

Question	Answer	Comment
Radioactivity wasn't checked or is \leq background as measured by a survey meter.	N/A	
The cooler's custody seal, if present, is intact.	True	
Sample custody seals, if present, are intact.	True	
The cooler or samples do not appear to have been compromised or tampered with.	True	
Samples were received on ice.	True	
Cooler Temperature is acceptable.	True	
Cooler Temperature is recorded.	True	
COC is present.	True	
COC is filled out in ink and legible.	True	
COC is filled out with all pertinent information.	True	
Is the Field Sampler's name present on COC?	N/A	
There are no discrepancies between the containers received and the COC.	True	
Samples are received within Holding Time (excluding tests with immediate HTs)	True	
Sample containers have legible labels.	True	
Containers are not broken or leaking.	True	
Sample collection date/times are provided.	True	
Appropriate sample containers are used.	True	
Sample bottles are completely filled.	True	
Sample Preservation Verified.	N/A	
There is sufficient vol. for all requested analyses, incl. any requested MS/MSDs	True	
Containers requiring zero headspace have no headspace or bubble is $<6\text{mm}$ (1/4").	True	
Multiphasic samples are not present.	True	
Samples do not require splitting or compositing.	True	
Residual Chlorine Checked.	N/A	

Certification Summary

Client: Weston Solutions, Inc.
Project/Site: Black & Decker

TestAmerica Job ID: 680-134998-1

Laboratory: TestAmerica Savannah

The certifications listed below are applicable to this report.

Authority	Program	EPA Region	Certification ID	Expiration Date
Maryland	State Program	3	250	12-31-17