

**QUARTERLY GROUNDWATER
MONITORING REPORT**

Prepared for
BLACK & DECKER (U.S.) INC.
Hampstead, Maryland
January 2005

Prepared by
WESTON SOLUTIONS, INC.
1400 Weston Way, West Chester, Pennsylvania 19380

W.O. No. 02501.004.004.0200

TABLE OF CONTENTS

Section	Page
1. INTRODUCTION.....	1-1
2. SITE CHARACTERISTICS.....	2-1
2.1 HYDRAULIC PROPERTIES	2-1
2.2 EFFLUENT CHARACTERISTICS	2-1
2.3 GROUNDWATER QUALITY DATA	2-1
3. OPERATION AND MAINTENANCE OF THE TREATMENT SYSTEM.....	3-1
4. RECOMMENDATIONS.....	4-1

LIST OF APPENDICES

APPENDIX A - GROUNDWATER TREATMENT SYSTEM PUMPING RECORDS

APPENDIX B - DISCHARGE MONITORING REPORTS

APPENDIX C - GROUNDWATER TREATMENT SYSTEM ANALYTICAL RESULTS

APPENDIX D - GROUNDWATER ANALYTICAL DATA PACKAGE

LIST OF TABLES

Table	Page
Table 2-1 Treatment System Pumping Records – 4 th Quarter 2004.....	2-2
Table 2-2 Groundwater Elevation Data – 4 th Quarter 2004	2-3
Table 2-3 Effluent Characteristics Summary – 4 th Quarter 2004.....	2-4
Table 2-4 Summary of Groundwater Analytical Results - November 2004	2-5
Table 3-1 Treatment System Maintenance Activities – 4 th Quarter 2004	3-2

1. INTRODUCTION

This Groundwater Monitoring Report has been prepared to meet the requirements of Condition IV.G of the Administrative Consent Order between the State of Maryland Department of the Environment (MDE) and Black & Decker (U.S.) Inc. (April 1995) (Consent Order). Specifically, Condition IV.G calls for preparation of a Groundwater Monitoring Report containing the following information for each reporting period:

- The quantities of groundwater pumped, treated, and discharged.
- The calculation of quantities of contaminants removed from groundwater.
- A summary of all sampling analyses.
- An explanation of all operational or other problems encountered, and the manner in which each problem was resolved.
- Copies of all reports submitted to the Department of Natural Resources in conjunction with the Groundwater Appropriations Permit.
- Recommendations for changes to the Interim Groundwater Treatment System.

This document is one of several which are being prepared in response to the Consent Order; each of these documents are to be submitted to the MDE in accordance with the schedule outlined in the Consent Order. This document will become part of the Administrative Record for the site, which is maintained at the Hampstead Public Library.

2. SITE CHARACTERISTICS

2.1 HYDRAULIC PROPERTIES

In accordance with the Consent Order and the Water Appropriation Permit issued to the Black and Decker (U.S.) Inc. Hampstead, Maryland, facility, the following pumping and water level information is included for the period of October through December 2004.

Pumping records showing the total gallons pumped per month of treatment system operation are presented in Table 2-1. The complete groundwater treatment system pumping records are included in Appendix A.

Monthly water levels for wells included in the water level monitoring plan are presented in Table 2-2. For the reporting period of October through December 2004, the extraction wells were pumping at an average combined rate of approximately 179 gallons per minute (gpm).

2.2 EFFLUENT CHARACTERISTICS

Effluent characteristics of the NPDES discharge points are recorded monthly on Discharge Monitoring Reports (DMRs) and are submitted to MDE, Water Management Administration, on a quarterly basis. A summary of the sample results from the DMRs is presented in Table 2-3. DMRs for the period of October through December 2004 are included in Appendix B.

2.3 GROUNDWATER QUALITY DATA

For the reporting period of October through December 2004, approximately 43 pounds of total volatile organic compounds (VOCs) were removed from the groundwater by the extraction and treatment system. In general, the total VOCs removed from the groundwater were comprised primarily of trichloroethene (TCE) (73 %) and tetrachloroethene (PCE) (27 %). Analytical results of the groundwater collected at the inlet to the air stripper for the period of October through December 2004 are included in Appendix C.

A summary of the analytical results from the fourth quarter (November 2004) groundwater sampling round of the extraction and monitor wells is included in Table 2-4. The complete

Table 2-1
Treatment System Pumping Records - 4th Quarter 2004
Black & Decker
Hampstead, Maryland

Date	Water Pumped (gallons)
October 2004	7,650,322
November 2004	7,162,739
December 2004	7,427,771

Table 2-2
Groundwater Elevation Data - 4th Quarter 2004
Black & Decker
Hampstead, Maryland

WELL NO.	TOC ELEV.	TOTAL DEPTH	10/28/04		11/22/04		12/16/04	
			DTW	ELEV	DTW	ELEV	DTW	ELEV
EW-1	847.21	55	DRY	NA	DRY	NA	DRY	NA
EW-2	849.21	110	79.78	769.43	81.00	768.21	81.42	767.79
EW-3	846.64	118	89.00	757.64	89.46	757.18	89.36	757.28
EW-4	858.01	97.5	NA	NA	NA	NA	NA	NA
EW-5	864.17	98	89.60	774.57	89.77	774.40	91.41	772.76
EW-6	831.98	115	75.22	756.76	74.89	757.09	76.81	755.17
EW-7	818.38	78	36.51	781.87	37.03	781.35	37.03	781.35
EW-8	811.13	98	41.50	769.63	42.46	768.67	41.27	769.86
EW-9	811.35	141	100.83	710.52	101.15	710.20	101.17	710.18
EW-10	807.74	NA	46.69	761.05	44.43	763.31	47.73	760.01
RFW-1A	864.37	78	50.70	813.67	50.76	813.61	50.43	813.94
RFW-1B	864.23	200	50.73	813.50	50.81	813.42	50.46	813.77
RFW-2A	857.41	35	13.01	844.40	14.95	842.46	12.74	844.67
RFW-2B	857.73	75	13.38	844.35	15.60	842.13	12.93	844.80
RFW-3B	839.21	153	28.63	810.58	30.23	808.98	28.13	811.08
RFW-4A	830.37	62	37.76	792.61	38.84	791.53	37.42	792.95
RFW-4B	830.37	120	37.72	792.65	38.71	791.66	37.37	793.00
RFW-5A	817.50	30	DRY	NA	DRY	NA	DRY	NA
RFW-6	785.04	120	4.16	780.88	3.92	781.12	2.83	782.21
RFW-7	805.14	29	7.15	797.99	7.11	798.03	7.61	797.53
RFW-8	860.07	56	DRY	NA	DRY	NA	DRY	NA
RFW-9	862.02	49	25.71	836.31	25.75	836.27	25.83	836.19
RFW-10	852.06	58	DRY	NA	DRY	NA	DRY	NA
RFW-11A	849.32	72	NA	NA	NA	NA	NA	NA
RFW-11B	849.62	116	70.23	779.39	71.08	778.54	69.78	779.84
RFW-12B	844.87	264	52.06	792.81	51.69	793.18	52.51	792.36
RFW-13	849.11	150	58.78	790.33	59.46	789.65	58.67	790.44
RFW-14B	812.39	281	35.91	776.48	36.11	776.28	35.12	777.27
RFW-16	856.14	41	DRY	NA	DRY	NA	DRY	NA
RFW-17	834.66	60.5	25.17	809.49	26.50	808.16	26.02	808.64
RFW-20	842.49	142	33.06	809.43	34.32	808.17	32.94	809.55
RFW-21	832.65	102	20.52	812.13	21.31	811.34	20.86	811.79
PH-7	805.94	89	23.41	782.53	24.82	781.12	24.02	781.92
PH-9	814.94	98	31.57	783.37	32.43	782.51	31.40	783.54
PH-11	820.68	78	41.43	779.25	40.98	779.70	41.62	779.06
PH-12	828.35	87	41.80	786.55	41.59	786.76	41.98	786.37
B-3	803.02	83	NA	NA	NA	NA	NA	NA
Amoco	842.29	NA	NA	NA	NA	NA	NA	NA
Hamp. Town #22	804.96	NA	29.56	NA	6.11	NA	31.50	NA
Pembroke #1	NA	NA	12.77	NA	11.88	NA	12.69	NA
N. Houcks. Rd.	NA	NA	10.47	NA	10.41	NA	9.97	NA
E. Century St.	NA	NA	19.21	NA	20.43	NA	19.76	NA
Lwr. Beckleys. Rd.	NA	NA	NA	NA	NA	NA	NA	NA

NA - Not Available/Not Accessible

Table 2-3
 Effluent Characteristics Summary - 4th Quarter 2004
 Black & Decker
 Hampstead, Maryland

Discharge Number	Parameter	Units	Permit Limits	DMR DATE			
				October 2004	November 2004	December 2004	
001	FLOW	average	MGD	NA	0.209	0.122	0.183
		maximum	MGD	NA	0.365	0.322	0.363
	1,1,1-Trichloroethane	ug/l	5	< 5	< 5	< 5	
	Tetrachloroethylene	ug/l	5	< 5	< 5	< 5	
	Trichloroethylene	ug/l	5	< 5	< 5	< 5	
	Total Residual Chlorine	mg/l	< 0.1	< 0.1	< 0.1	< 0.1	
	Oil & Grease	maximum	mg/l	15	< 5	< 5	< 5
		quarterly average	mg/l	10	NR	NR	< 5
	pH	minimum	STD	6.0	6.14	6.04	6.04
		maximum	STD	8.5	7.69	7.36	7.20
	BOD	mg/l	15	< 2	< 2	2.8	
TSS	maximum	mg/l	30	6.0	4.5	7.0	
	quarterly average	mg/l	20	NR	NR	5.8	
101 (Monitoring Point)	FLOW	average	MGD	NA	0.260	0.213	0.250
		maximum	MGD	NA	0.291	0.293	0.273
	Fecal Coliform	MPN/100ml	200	< 2	< 2	< 2	
201 (Monitoring Point)	FLOW	average	MGD	NA	0.247	0.239	0.239
		maximum	MGD	NA	0.291	0.345	0.345
	1,1,1-Trichloroethane	ug/l	NA	< 5	< 5	< 5	
	Tetrachloroethylene	ug/l	NA	< 5	< 5	< 5	
	Trichloroethylene	ug/l	NA	< 5	< 5	< 5	

DMR - Discharge Monitoring Report
 NA - Not Applicable
 NR - Not Reported

Table 2-4
 Summary of Groundwater Analytical Results - November 2004
 Black & Decker
 Hampstead, Maryland

PARAMETER	Units	EW-1	EW-2 (10)	EW-3 (2)	EW-4 (10)	EW-5 (5)	EW-6	EW-7	EW-8	EW-9 (2)	EW-9 DUP (2)	EW-10
Chloromethane	ug/L	NS	100 U	20 U	100 U	50 U	10 U	10 U	10 U	20 U	20 U	10 U
Bromomethane	ug/L	NS	100 U	20 U	100 U	50 U	10 U	10 U	10 U	20 U	20 U	10 U
Vinyl Chloride	ug/L	NS	100 U	20 U	100 U	50 U	10 U	10 U	10 U	20 U	20 U	10 U
Chloroethanane	ug/L	NS	100 U	20 U	100 U	50 U	10 U	10 U	10 U	20 U	20 U	10 U
Methylene Chloride	ug/L	NS	18 JB	5 JB	28 JB	13 JB	2 JB	2 JB	1 JB	4 JB	2 JB	2 JB
Acetone	ug/L	NS	100 U	20 U	100 U	50 U	10 U	10 U	10 U	20 U	20 U	10 U
Carbon Disulfide	ug/L	NS	50 U	10 U	50 U	25 U	5 U	5 U	5 U	10 U	10 U	5 U
1,1-Dichloroethene	ug/L	NS	50 U	10 U	50 U	25 U	5 U	5 U	5 U	10 U	10 U	5 U
1,1-Dichloroethane	ug/L	NS	50 U	10 U	50 U	25 U	5 U	5 U	5 U	10 U	10 U	5 U
1,2-Dichloroethene (total)	ug/L	NS	50 U	10 U	50 U	25 U	5 U	6	18	10 U	10 U	5 U
Chloroform	ug/L	NS	50 U	10 U	50 U	25 U	5 U	5 U	5 U	10 U	10 U	5 U
1,2-Dichloroethane	ug/L	NS	50 U	10 U	50 U	25 U	5 U	5 U	5 U	10 U	10 U	5 U
2-Butanone	ug/L	NS	100 U	20 U	100 U	50 U	10 U	10 U	10 U	20 U	20 U	10 U
1,1,1-Trichloroethane	ug/L	NS	50 U	10 U	50 U	25 U	5 U	5 U	5 U	10 U	10 U	5 U
Carbon Tetrachloride	ug/L	NS	50 U	10 U	50 U	25 U	5 U	5 U	5 U	10 U	10 U	5 U
Bromodichloromethane	ug/L	NS	50 U	10 U	50 U	25 U	5 U	5 U	5 U	10 U	10 U	5 U
1,2-Dichloropropane	ug/L	NS	50 U	10 U	50 U	25 U	5 U	5 U	5 U	10 U	10 U	5 U
cis-1,3-Dichloropropene	ug/L	NS	50 U	10 U	50 U	25 U	5 U	5 U	5 U	10 U	10 U	5 U
Trichloroethene	ug/L	NS	620	200	1400 D	420	8	6	10	10 U	10 U	5 U
Dibromochloromethane	ug/L	NS	50 U	10 U	50 U	25 U	5 U	5 U	5 U	10 U	10 U	5 U
1,1,2-Trichloroethane	ug/L	NS	50 U	10 U	50 U	25 U	5 U	5 U	5 U	10 U	10 U	5 U
Benzene	ug/L	NS	50 U	10 U	50 U	25 U	5 U	5 U	5 U	10 U	10 U	5 U
Trans-1,3-Dichloropropene	ug/L	NS	50 U	10 U	50 U	25 U	5 U	5 U	5 U	10 U	10 U	5 U
Bromoform	ug/L	NS	50 U	10 U	50 U	25 U	5 U	5 U	5 U	10 U	10 U	5 U
4-Methyl-2-pentanone	ug/L	NS	100 U	20 U	100 U	50 U	10 U	10 U	10 U	20 U	20 U	10 U
2-Hexanone	ug/L	NS	100 U	20 U	100 U	50 U	10 U	10 U	10 U	20 U	20 U	10 U
Tetrachloroethene	ug/L	NS	68	10 U	50 U	25 U	21	11	73	270	220	16
1,1,2,2-Tetrachloroethane	ug/L	NS	50 U	10 U	50 U	25 U	5 U	5 U	5 U	10 U	10 U	5 U
Toluene	ug/L	NS	50 U	10 U	50 U	25 U	5 U	5 U	5 U	10 U	10 U	5 U
Chlorobenzene	ug/L	NS	50 U	10 U	50 U	25 U	5 U	5 U	5 U	10 U	10 U	5 U
Ethylbenzene	ug/L	NS	50 U	10 U	50 U	25 U	5 U	5 U	5 U	10 U	10 U	5 U
Styrene	ug/L	NS	50 U	10 U	50 U	25 U	5 U	5 U	5 U	10 U	10 U	5 U
Xylene (total)	ug/L	NS	50 U	10 U	50 U	25 U	5 U	5 U	5 U	10 U	10 U	5 U

DUP = Duplicate sample
 NS = Not sampled
 (2.5) = Dilution factor.

U = Compound was analyzed for but not detected. Value shown is the method detection limit for quantification.
 J = Indicates an estimated value.
 B = Indicates that the analyte was found in the associated blank as well as in the sample.

Table 2-4
 Summary of Groundwater Analytical Results - November 2004
 Black & Decker
 Hampstead, Maryland

PARAMETER	Units	RFW-1A	RFW-1B	RFW-2A	RFW-2B	RFW-3B	RFW-4A	RFW-4A (DUP)	RFW-4B	RFW-5A	RFW-6	RFW-7	RFW-8	RFW-9	RFW-10
Chloromethane	ug/L	10 U	10 U	10 U	10 U	10 U	10 U	10 U	10 U	NS	10 U	10 U	NS	10 U	NS
Bromomethane	ug/L	10 U	10 U	10 U	10 U	10 U	10 U	10 U	10 U	NS	10 U	10 U	NS	10 U	NS
Vinyl Chloride	ug/L	10 U	10 U	10 U	10 U	10 U	10 U	10 U	10 U	NS	10 U	10 U	NS	10 U	NS
Chloroethanane	ug/L	10 U	10 U	10 U	10 U	10 U	10 U	10 U	10 U	NS	10 U	10 U	NS	10 U	NS
Methylene Chloride	ug/L	3 JB	1 JB	1 JB	4 JB	4 JB	4 JB	3 JB	4 JB	NS	10 U	10 U	NS	10 U	NS
Acetone	ug/L	10 U	10 U	10 U	10 U	10 U	10 U	10 U	10 U	NS	3 JB	3 JB	NS	2 JB	NS
Carbon Disulfide	ug/L	5 U	5 U	5 U	5 U	5 U	5 U	5 U	5 U	NS	5 U	5 U	NS	5 U	NS
1,1-Dichloroethene	ug/L	5 U	5 U	5 U	5 U	5 U	5 U	5 U	5 U	NS	5 U	5 U	NS	5 U	NS
1,1-Dichloroethane	ug/L	5 U	5 U	5 U	5 U	5 U	5 U	5 U	5 U	NS	5 U	5 U	NS	5 U	NS
1,2-Dichloroethene (total)	ug/L	5 U	5 U	5 U	5 U	11	5 U	5 U	5 U	NS	5 U	5 U	NS	5 U	NS
Chloroform	ug/L	5 U	5 U	5 U	5 U	5 U	5 U	5 U	5 U	NS	5 U	5 U	NS	14	NS
1,2-Dichloroethane	ug/L	5 U	5 U	5 U	5 U	5 U	5 U	5 U	5 U	NS	5 U	5 U	NS	5 U	NS
2-Butanone	ug/L	10 U	10 U	10 U	10 U	10 U	10 U	10 U	10 U	NS	10 U	10 U	NS	10 U	NS
1,1,1-Trichloroethane	ug/L	5 U	5 U	5 U	5 U	5 U	5 U	5 U	5 U	NS	5 U	5 U	NS	5 U	NS
Carbon Tetrachloride	ug/L	5 U	5 U	5 U	5 U	5 U	5 U	5 U	5 U	NS	5 U	5 U	NS	5 U	NS
Bromodichloromethane	ug/L	5 U	5 U	5 U	5 U	5 U	5 U	5 U	5 U	NS	5 U	5 U	NS	5 U	NS
1,2-Dichloropropane	ug/L	5 U	5 U	5 U	5 U	5 U	5 U	5 U	5 U	NS	5 U	5 U	NS	5 U	NS
cis-1,3-Dichloropropene	ug/L	5 U	5 U	5 U	5 U	5 U	5 U	5 U	5 U	NS	5 U	5 U	NS	5 U	NS
Trichloroethene	ug/L	5 U	5 U	5 U	5 U	9	76	72	9	NS	11	9	NS	23	NS
Dibromochloromethane	ug/L	5 U	5 U	5 U	5 U	5 U	5 U	5 U	5 U	NS	5 U	5 U	NS	5 U	NS
1,1,2-Trichloroethane	ug/L	5 U	5 U	5 U	5 U	5 U	5 U	5 U	5 U	NS	5 U	5 U	NS	5 U	NS
Benzene	ug/L	5 U	5 U	5 U	5 U	5 U	5 U	5 U	5 U	NS	5 U	5 U	NS	5 U	NS
Trans-1,3-Dichloropropene	ug/L	5 U	5 U	5 U	5 U	5 U	5 U	5 U	5 U	NS	5 U	5 U	NS	5 U	NS
Bromoform	ug/L	5 U	5 U	5 U	5 U	5 U	5 U	5 U	5 U	NS	5 U	5 U	NS	5 U	NS
4-Methyl-2-pentanone	ug/L	10 U	10 U	10 U	10 U	10 U	10 U	10 U	10 U	NS	10 U	10 U	NS	10 U	NS
2-Hexanone	ug/L	10 U	10 U	10 U	10 U	10 U	10 U	10 U	10 U	NS	10 U	10 U	NS	10 U	NS
Tetrachloroethene	ug/L	5 U	5 U	5 U	5 U	11	93	87	37	NS	8	5 U	NS	7	NS
1,1,2,2-Tetrachloroethane	ug/L	5 U	5 U	5 U	5 U	5 U	5 U	5 U	5 U	NS	5 U	5 U	NS	5 U	NS
Toluene	ug/L	5 U	5 U	5 U	5 U	5 U	5 U	5 U	5 U	NS	5 U	5 U	NS	5 U	NS
Chlorobenzene	ug/L	5 U	5 U	5 U	5 U	5 U	5 U	5 U	5 U	NS	5 U	5 U	NS	5 U	NS
Ethylbenzene	ug/L	5 U	5 U	5 U	5 U	5 U	5 U	5 U	5 U	NS	5 U	5 U	NS	5 U	NS
Styrene	ug/L	5 U	5 U	5 U	5 U	5 U	5 U	5 U	5 U	NS	5 U	5 U	NS	5 U	NS
Xylene (total)	ug/L	5 U	5 U	5 U	5 U	5 U	5 U	5 U	5 U	NS	5 U	5 U	NS	5 U	NS

DUP = Duplicate sample
 NS = Not sampled
 (2.5) = Dilution factor.

U = Compound was analyzed for but not detected. Value shown is the method detection limit for quantification.
 J = Indicates an estimated value.
 B = Indicates that the analyte was found in the associated blank as well as in the sample.

Table 2-4
 Summary of Groundwater Analytical Results - November 2004
 Black & Decker
 Hampstead, Maryland

PARAMETER	Units	RFW-11A	RFW-11B	RFW-12B (5)	RFW-13	RFW-16	RFW-17	RFW-20	RFW-21	Town #22	Town #23	Leister Dairy	Leister Res. #1	Leister Res. #2	Trip Blank
Chloromethane	ug/L	NS	10 U	50 U	10 U	NS	10 U	10 U	10 U	10 U	10 U	10 U	10 U	NS	10 U
Bromomethane	ug/L	NS	10 U	50 U	10 U	NS	10 U	10 U	10 U	10 U	10 U	10 U	10 U	NS	10 U
Vinyl Chloride	ug/L	NS	10 U	50 U	10 U	NS	10 U	10 U	10 U	10 U	10 U	10 U	10 U	NS	10 U
Chloroethane	ug/L	NS	10 U	50 U	10 U	NS	10 U	10 U	10 U	10 U	10 U	10 U	10 U	NS	10 U
Methylene Chloride	ug/L	NS	2 JB	12 JB	5 U	NS	5 U	5 U	5 U	5 U	5 U	5 U	5 U	NS	5
Acetone	ug/l.	NS	10 U	50 U	10 U	NS	10 U	10 U	10 U	10 U	10 U	10 U	10 U	NS	6 J
Carbon Disulfide	ug/L	NS	5 U	25 U	5 U	NS	5 U	5 U	5 U	5 U	5 U	5 U	5 U	NS	5 U
1,1-Dichloroethene	ug/L	NS	5 U	25 U	5 U	NS	5 U	5 U	5 U	5 U	5 U	5 U	5 U	NS	5 U
1,1-Dichloroethane	ug/L	NS	5 U	25 U	5 U	NS	5 U	5 U	5 U	5 U	5 U	5 U	5 U	NS	5 U
1,2-Dichloroethene (total)	ug/L	NS	5 U	25 U	5 U	NS	5 U	5 U	5 U	5 U	5 U	5 U	5 U	NS	5 U
Chloroform	ug/L	NS	5 U	25 U	5 U	NS	5 U	5 U	5 U	5 U	5 U	5 U	5 U	NS	5 U
1,2-Dichloroethane	ug/L	NS	5 U	25 U	5 U	NS	1 J	5 U	5 U	5 U	5 U	5 U	5 U	NS	5 U
2-Butanone	ug/L	NS	10 U	50 U	10 U	NS	10 U	10 U	10 U	10 U	10 U	10 U	10 U	NS	10 U
1,1,1-Trichloroethane	ug/L	NS	5 U	25 U	5 U	NS	5 U	5 U	5 U	5 U	5 U	5 U	5 U	NS	5 U
Carbon Tetrachloride	ug/L	NS	5 U	25 U	5 U	NS	5 U	5 U	5 U	5 U	5 U	5 U	5 U	NS	5 U
Bromodichloromethane	ug/L	NS	5 U	25 U	5 U	NS	5 U	5 U	5 U	5 U	5 U	5 U	5 U	NS	5 U
1,2-Dichloropropane	ug/L	NS	5 U	25 U	5 U	NS	5 U	5 U	5 U	5 U	5 U	5 U	5 U	NS	5 U
cis-1,3-Dichloropropene	ug/L	NS	5 U	25 U	5 U	NS	5 U	5 U	5 U	5 U	5 U	5 U	5 U	NS	5 U
Trichloroethene	ug/L	NS	35	520	15	NS	5 U	2 J	5 U	5 U	5 U	5 U	5 U	NS	5 U
Dibromochloromethane	ug/L	NS	5 U	25 U	5 U	NS	5 U	5 U	5 U	5 U	5 U	5 U	5 U	NS	5 U
1,1,2-Trichloroethane	ug/L	NS	5 U	25 U	5 U	NS	5 U	5 U	5 U	5 U	5 U	5 U	5 U	NS	5 U
Benzene	ug/l.	NS	5 U	25 U	5 U	NS	5 U	5 U	5 U	5 U	5 U	5 U	5 U	NS	5 U
Trans-1,3-Dichloropropene	ug/L	NS	5 U	25 U	5 U	NS	5 U	5 U	5 U	5 U	5 U	5 U	5 U	NS	5 U
Bromoform	ug/L	NS	5 U	25 U	5 U	NS	5 U	5 U	5 U	5 U	5 U	5 U	5 U	NS	5 U
4-Methyl-2-pentanone	ug/L	NS	10 U	50 U	10 U	NS	10 U	10 U	10 U	10 U	10 U	10 U	10 U	NS	10 U
2-Hexanone	ug/L	NS	10 U	50 U	10 U	NS	10 U	10 U	10 U	10 U	10 U	10 U	10 U	NS	10 U
Tetrachloroethene	ug/L	NS	5 U	37	47	NS	5 U	5 U	5 U	5 U	5 U	5 U	5 U	NS	5 U
1,1,2,2-Tetrachloroethane	ug/L	NS	5 U	25 U	5 U	NS	5 U	5 U	5 U	5 U	5 U	5 U	5 U	NS	5 U
Toluene	ug/L	NS	5 U	25 U	5 U	NS	5 U	5 U	5 U	5 U	5 U	5 U	5 U	NS	5 U
Chlorobenzene	ug/L	NS	5 U	25 U	5 U	NS	5 U	5 U	5 U	5 U	5 U	5 U	5 U	NS	5 U
Ethylbenzene	ug/L	NS	5 U	25 U	5 U	NS	5 U	5 U	5 U	5 U	5 U	5 U	5 U	NS	5 U
Styrene	ug/L	NS	5 U	25 U	5 U	NS	5 U	5 U	5 U	5 U	5 U	5 U	5 U	NS	5 U
Xylene (total)	ug/L	NS	5 U	25 U	5 U	NS	5 U	5 U	5 U	5 U	5 U	5 U	5 U	NS	5 U

DUP = Duplicate sample
 NS = Not sampled
 (2.5) = Dilution factor.

U = Compound was analyzed for but not detected. Value shown is the method detection limit for qu
 J = Indicates an estimated value.
 B = Indicates that the analyte was found in the associated blank as well as in the sample.

analytical data package is included in Appendix D.

As found in earlier sampling events at the Black & Decker facility, TCE and PCE were the VOCs detected at the highest concentrations in the groundwater samples. The highest concentration of TCE was detected in the groundwater samples collected from wells RFW-12B and EW-4 and the highest concentration of PCE was detected in the groundwater samples collected from wells EW-9 and RFW-4A. A lower concentration of 1,2-dichloroethene, was also detected. The remainder of VOCs present were detected at levels well below the Federal Maximum Contaminant Levels (MCL).

3. OPERATION AND MAINTENANCE OF THE TREATMENT SYSTEM

A summary of the maintenance activities which were undertaken with the extraction and treatment system during the reporting period (October through December 2004) is provided in Table 3-1. This table is comprehensive in summarizing significant maintenance events or activities, while not including those activities considered unworthy of note (such as replacement of light bulbs, lubrication of moving parts as appropriate or other routine activities).

Table 3-1
Treatment System Maintenance Activities - 4th Quarter 2004
Black & Decker
Hampstead, Maryland

Date	Event/Corrective Action
	No notable maintenance activities during the 4th quarter 2004.

4. RECOMMENDATIONS

For the reporting period of October through December 2004, the treatment system continued to create a hydraulic boundary preventing off-site migration of groundwater. The extraction system will continue to operate as currently configured to pump and treat contaminated groundwater. Depth-to-water measurements will continue to be collected on a monthly basis in all site monitor wells to construct a groundwater elevation contour map for the site. The groundwater elevation contour map will be used to verify that the required area of groundwater capture is being maintained. If necessary, pumping rates will be adjusted to maintain groundwater capture due to seasonal fluctuations in groundwater elevations. The treatment system will also continue to operate as currently configured, as data collected have proven that the treatment system is fully effective in removing VOCs from the extracted groundwater.

APPENDIX A
GROUNDWATER TREATMENT SYSTEM PUMPING RECORDS
(OCTOBER - DECEMBER 2004)

MONTH / YEAR

Oct. 2004

**BLACK DECKER
AIR STRIPPER # 2
OPERATING RECORD**

PAST MONTH READING

19972620

Date	Day	Time	Integ. Reading	GPD	Pump # 11	Pump # 12
1	F	1145	20208599	↑	22637	22660
2						
3				724725		
4	M	0930	20933324	291366	22637	22730
5	T	1330	21224690	233571	22665	22730
6	W	1205	21458261	268687	22688	22730
7	T	1400	21726948	207260	22714	22730
8	F	1025	21934208	↑	22734	22730
9						
10				741840		
11	M	1025	22676048	240044	22806	22730
12	T	0940	22916092	272311	22806	22753
13	W	1205	23188403	237434	22806	22780
14	T	1110	23425837	254280	22806	22803
15	F	1155	23680117	↑	22806	22827
16						
17				749567		
18	M	1300	24429684	221292	22806	22900
19	T	1035	24650976	275211	22827	22900
20	W	1330	24926187	235520	22854	22900
21	T	1235	25161707	237046	22877	22900
22	F	1145	25398753	↑	22900	22900
23						
24				722304		
25	M	1035	26121057	263026	22971	22900
26	T	1225	26384083	213767	22971	22926
27	W	1035	26597850	237223	22971	22947
28	T	0950	26835073	252595	22971	22970
29	F	1040	27087668	237416	22971	22995
30	S	1015	27325084	252747	22971	23018
31	S	1100	27577831	281090	22971	23043
Total				7650322		
Average				246785		

NEXT MONTH READING 27858921

DATE 11-1-04

Month / Year

Nov. 2004

Black & Decker
Air Stripper # 2
Operating Record

Past Month Reading

27577831

Date	Day	Time	Integ. Reading	GPD	Pump # 11	Pump # 12
1	M	1335	27858921	246105	22971	23071
2	T	1430	28105024	246995	22995	23071
3	W	1450	28352021	196244	23020	23071
4	T	0945	28548265	246263	23039	23071
5	F	1005	28794528	↑	23064	23071
6						
7				729764		
8	M	1025	29524292	256975	23136	23071
9	T	1155	29781267	205896	23136	23097
10	W	0920	29987165	233095	23136	23117
11	T	0820	30220260	271973	23136	23140
12	F	1045	30492233	↑	23136	23167
13						
14				714715		
15	M	1005	31206948	171352	23136	23239
16	T	0400	31378300	345440	23153	23239
17	W	1330	31723740	208730	23188	23239
18	T	1030	31932470	172303	23208	23239
19	F	0415	32104773	↑	23224	23239
20						
21				787145		
22	M	1025	32891918	210699	23304	23239
23	T	0730	33102617	238628	23304	23260
24	W	0740	33341245	280952	23304	23284
25	T	1200	33622197	270778	23304	23312
26	F	1515	33892975	↑	23304	23339
27						
28				617889		
29	M		34410864	275519	23304	23401
30	T	0835	34786383	235279	23304	23429
31						
Total				7162739		
Average				238758		

Next Month Reading 35021662

Date 12-1-04

Month / Year

Dec. 04

Black & Decker
Air Stripper # 2
Operating Record

Past Month Reading

34786383

Date	Day	Time	Integ. Reading	GPD	Pump # 11	Pump # 12
1	W	0820	35021662	224769	23328	23429
2	T	0655	35246431	263427	23351	23429
3	F	0920	35509858	↑	23377	23429
4						
5				717854		
6	M	0935	36227712	232841	23449	23429
7	T	0900	36460553	224983	23449	23452
8	W	0740	36685536	288814	23449	23475
9	T	1250	36974350	224575	23449	23504
10	F	1125	37198925	↑	23449	23527
11						
12				722791		
13	M	1210	37921716	274030	23449	23599
14	T	1550	38195746	266088	23477	23599
15	W	1240	38401834	231641	23498	23599
16	T	1205	38633475	250036	23521	23599
17	F	1315	38883511	↑	23546	23599
18						
19				679278		
20	M	0950	39562789	237438	23615	23599
21	T	0945	39800227	235393	23615	23623
22	W	0935	40035620	241249	23615	23647
23	T	0955	40276869	270484	23615	23672
24	F	1330	40547353	233015	23615	23699
25	S	1336	40780368	218653	23615	23722
26	S	1100	40999021	289235	23615	23747
27	M	1400	41288256	188834	23615	23774
28	T	1130	41477090	252824	23615	23793
29	W	1310	41729914	229151	23640	23793
30	T	1225	41959065	242243	23664	23793
31	F	1316	42201368	228125	23688	23793
Total				7427771		
Average				239606		

Next Month Reading 42429433

Date 1-1-05

APPENDIX B
DISCHARGE MONITORING REPORTS
(OCTOBER - DECEMBER 2004)

PERMITTEE NAME/ADDRESS: (Include Facility Name/Location if different)

NAME: **AG/GFI Hampstead, Inc.**
 ADDRESS: **133 Pearl Street**
Suite 400
Boston, MA 02110

FACILITY: **Hampstead, Maryland 21074**

LOCATION: **CARROLL COUNTY**

NATIONAL POLLUTANT DISCHARGE ELIMINATION SYSTEM (NPDES)

DISCHARGE MONITORING REPORT (DMR)

MD0001881 **001**
 PERMIT NUMBER DISCHARGE NUMBER
 (2-16) (17-18)

MONITORING PERIOD
 FROM YEAR MO DAY TO YEAR MO DAY
2004 10 01 **04 10 31**
 (20-21) (22-23) (24-25) (26-27) (28-29) (30-31)

FORM APPROVED
 OMB No. 2040-0004

NOTE: Read instructions before completing this form.

PARAMETER (32-37)	X	(3 Card Only) QUANTITY OR LOADING (46-53)			(4 Card Only) QUALITY OR CONCENTRATION				NO. EX (62-63)	FREQUENCY OF ANALYSIS (64-68)	SAM TY (69)	
		AVERAGE	MAXIMUM	UNITS	MINIMUM	AVERAGE	MAXIMUM	UNITS				
FLOW	SAMPLE MEASUREMENT	0.209	0.365	MGD					0	Measured/Record		
	PERMIT REQUIREMENT	NO LIMIT	NO LIMIT							Measured/Record		
1,1,1-TRICHLOROETHANE	SAMPLE MEASUREMENT						<5	ppb	0	1/MONTH	GR	
	PERMIT REQUIREMENT						5			1/MONTH	GR	
TETRACHLOROETHYLENE	SAMPLE MEASUREMENT						<5	ppb	0	1/MONTH	GR	
	PERMIT REQUIREMENT						5			1/MONTH	GR	
TRICHLOROETHYLENE	SAMPLE MEASUREMENT						<5	ppb	0	1/MONTH	GR	
	PERMIT REQUIREMENT						5			1/MONTH	GR	
TOTAL RESIDUAL CHLORINE	SAMPLE MEASUREMENT						<0.1	mg/l	0	1/MONTH	GF	
	PERMIT REQUIREMENT						<0.1			1/MONTH	GF	
OIL & GREASE	SAMPLE MEASUREMENT						<5	mg/l	0	1/MONTH	GF	
	PERMIT REQUIREMENT					10	<5			1/MONTH	GF	
pH	SAMPLE MEASUREMENT				6.14		7.89	STD	0	2/WEEK	GF	
	PERMIT REQUIREMENT				6.00		8.50			2/WEEK	GF	
NAME / TITLE PRINCIPAL EXECUTIVE OFFICER		I CERTIFY UNDER PENALTY OF LAW THAT I HAVE PERSONALLY EXAMINED AND AM FAMILIAR WITH THE INFORMATION SUBMITTED HEREIN. AND BASED ON MY INQUIRY OF THOSE INDIVIDUALS IMMEDIATELY RESPONSIBLE FOR OBTAINING THE INFORMATION, I BELIEVE THE SUBMITTED INFORMATION IS TRUE, ACCURATE AND COMPLETE. I AM AWARE THAT THERE ARE SIGNIFICANT PENALTIES FOR SUBMITTING FALSE INFORMATION, INCLUDING THE POSSIBILITY OF FINE AND IMPRISONMENT. SEE 18 U.S.C. § 1001 AND 33 U.S.C. § 1319. (Penalties under these statutes may include fines up to \$10,000 and/or maximum imprisonment of between 6 months and 5 years.)							TELEPHONE		DATE	
Mark P. Rogers AG/GFI Manger									410-374-9025		04 11 0	
TYPED OR PRINTED		SIGNATURE OF PRINCIPAL EXECUTIVE OFFICER OR AUTHORIZED AGENT							AREA CODE-NUMBER		YEAR MO	

COMMENT AND EXPLANATION OF ANY VIOLATIONS

(Reference all attachments here)

*Averages for TSS and Oil & Grease are reported quarterly.

PERMITTEE NAME/ADDRESS: (Include Facility Name/Location if different)

NAME: **AG/GFI Hampstead, Inc.**
 ADDRESS: **133 Pearl Street**
Suite 400
Boston, MA 02110

FACILITY: **Hampstead, Maryland, 21074**

LOCATION: **CARROLL COUNTY**

NATIONAL POLLUTANT DISCHARGE ELIMINATION SYSTEM (NPDES)

DISCHARGE MONITORING REPORT (DMR)

MD0001881
 PERMIT NUMBER

001
 DISCHARGE NUMBER

(2-10)

(17-19)

MONITORING PERIOD

FROM YEAR | MO | DAY
2004 | 10 | 01

TO YEAR | MO | DAY
04 | 10 | 31

(20-21)

(22-23)


(24-25)

(26-27)

(28-29)

(30-31)

NOTE: Read instructions before completing this form.

PARAMETER (32-37)	X	(3 Card Only) QUANTITY OR LOADING (48-53)			(4 Card Only) QUALITY OR CONCENTRATION (38-45)			NO. EX (62-63)	FREQUENCY OF ANALYSIS (64-68)	SAT TY (69)
		AVERAGE	MAXIMUM	UNITS	MINIMUM	AVERAGE	MAXIMUM			
BOD	SAMPLE MEASUREMENT									
	PERMIT REQUIREMENT									
TOTAL SUSPENDED SOLIDS	SAMPLE MEASUREMENT									
	PERMIT REQUIREMENT									
	SAMPLE MEASUREMENT									
	PERMIT REQUIREMENT									
	SAMPLE MEASUREMENT									
	PERMIT REQUIREMENT									
	SAMPLE MEASUREMENT									
	PERMIT REQUIREMENT									
	SAMPLE MEASUREMENT									
	PERMIT REQUIREMENT									
	SAMPLE MEASUREMENT									
	PERMIT REQUIREMENT									
NAME / TITLE PRINCIPAL EXECUTIVE OFFICER		I CERTIFY UNDER PENALTY OF LAW THAT I HAVE PERSONALLY EXAMINED AND AM FAMILIAR WITH THE INFORMATION SUBMITTED HEREIN, AND BASED ON MY INQUIRY OF THOSE INDIVIDUALS IMMEDIATELY RESPONSIBLE FOR OBTAINING THE INFORMATION, I BELIEVE THE SUBMITTED INFORMATION IS TRUE, ACCURATE AND COMPLETE. I AM AWARE THAT THERE ARE SIGNIFICANT PENALTIES FOR SUBMITTING FALSE INFORMATION, INCLUDING THE POSSIBILITY OF FINE AND IMPRISONMENT. SEE 18 U.S.C. § 1001 AND 33 U.S.C. § 1319. (Penalties under these statutes may include fines up to \$10,000 and/or maximum imprisonment of between 6 months and 5 years.)						TELEPHONE	DATE	
Mark P. Rogers AG/GFI Manger TYPED OR PRINTED								 SIGNATURE OF PRINCIPAL EXECUTIVE OFFICER OR AUTHORIZED AGENT		
COMMENT AND EXPLANATION OF ANY VIOLATIONS								AREA CODE-NUMBER	YEAR MO D	

*Averages for TSS and Oil & Grease are reported quarterly.

EPA Form 3320-1 (Rev. 9-88) Previous edition to be used until supply is exhausted.

(REPLACES EPA FORM T-40 WHICH MAY NOT BE USED.)

PERMITTEE NAME/ADDRESS: (Include Facility Name/Location if different)

NAME: **AG/GFI Hampstead, Inc.**
 ADDRESS: **133 Pearl Street**
Suite 400
 Boston, MA 02110
 FACILITY: **Hampstead, Maryland 21074**
 LOCATION: **CARROLL COUNTY**

NATIONAL POLLUTANT DISCHARGE ELIMINATION SYSTEM (NPDES)

DISCHARGE MONITORING REPORT (DMR)

FORM APPROVED
 OMB No. 2040-0004

MD0001881 **101**
 PERMIT NUMBER DISCHARGE NUMBER

MONITORING PERIOD					
YEAR	MO	DAY	YEAR	MO	DAY
2004	10	01	04	10	31

NOTE: Read instructions before completing this form.

PARAMETER (32-37)	SAMPLE MEASUREMENT	(3 Card Only) QUANTITY OR LOADING (48-53)			(4 Card Only) QUALITY OR CONCENTRATION (54-61)			NO. EX (62-63)	FREQUENCY OF ANALYSIS (64-68)	SAM TY (69)
		AVERAGE	MAXIMUM	UNITS	MINIMUM	AVERAGE	MAXIMUM			
FLOW	SAMPLE MEASUREMENT	0.260	0.291	MGD				0	Cont Measure/Re	
	PERMIT REQUIREMENT	NO LIMIT	NO LIMIT						Cont Measure/Re	
FECAL COLIFORM	SAMPLE MEASUREMENT					<2	MPN/ 100ml	0	1/WEEK	GF
	PERMIT REQUIREMENT					200			1/WEEK	GF
	SAMPLE MEASUREMENT									
	PERMIT REQUIREMENT									
	SAMPLE MEASUREMENT									
	PERMIT REQUIREMENT									
	SAMPLE MEASUREMENT									
	PERMIT REQUIREMENT									
	SAMPLE MEASUREMENT									
	PERMIT REQUIREMENT									

NAME / TITLE PRINCIPAL EXECUTIVE OFFICER	I CERTIFY UNDER PENALTY OF LAW THAT I HAVE PERSONALLY EXAMINED AND AM FAMILIAR WITH THE INFORMATION SUBMITTED HEREIN; AND BASED ON MY INQUIRY OF THOSE INDIVIDUALS IMMEDIATELY RESPONSIBLE FOR OBTAINING THE INFORMATION, I BELIEVE THE SUBMITTED INFORMATION IS TRUE, ACCURATE AND COMPLETE. I AM AWARE THAT THERE ARE SIGNIFICANT PENALTIES FOR SUBMITTING FALSE INFORMATION, INCLUDING THE POSSIBILITY OF FINE AND IMPRISONMENT. SEE 18 U.S.C. § 1001 AND 33 U.S.C. § 1319. (Penalties under these statutes may include fines up to \$10,000 and/or maximum imprisonment of between 6 months and 5 years.)	<i>Earl Weddell</i>	TELEPHONE	DATE
Mark P. Rogers AG/GFI Manger			410-374-9025	04 11 04
TYPED OR PRINTED		SIGNATURE OF PRINCIPAL EXECUTIVE OFFICER OR AUTHORIZED AGENT	AREA CODE-NUMBER	YEAR MO DAY

COMMENT AND EXPLANATION OF ANY VIOLATIONS

(Reference all attachments here)

PERMITTEE NAME/ADDRESS: (Include Facility Name/Location if different)

NAME: AG/GFI Hampstead, Inc.
 ADDRESS: 133 Pearl Street
Suite 400
Boston, MA 02110

FACILITY: Hampstead, Maryland 21074

LOCATION: CARROLL COUNTY

NATIONAL POLLUTANT DISCHARGE ELIMINATION SYSTEM (NPDES)

DISCHARGE MONITORING REPORT (DMR)

MD0001881
 PERMIT NUMBER
 (2-10)

201
 DISCHARGE NUMBER
 (17-19)

FORM APPROVED
 OMB No. 2040-0004

MONITORING PERIOD					
YEAR	MO	DAY	YEAR	MO	DAY
2004	10	01	04	10	31

FROM

TO

NOTE: Read instructions before completing this form.

PARAMETER (32-37)	SAMPLE MEASUREMENT	QUANTITY OR LOADING (3 Card Only (46-53) (20-21) (22-23) (24-25) (54-61))			QUALITY OR CONCENTRATION (4 Card Only) (26-27) (28-29) (30-31)				NO. EX (82-83)	FREQUENCY OF ANALYSIS (64-68) (84-88)	SAMPLI TYPE (69-70) (89-90)
		AVERAGE	MAXIMUM	UNITS	MINIMUM	AVERAGE	MAXIMUM	UNITS			
FLOW	SAMPLE MEASUREMENT	0.247	0.291	MGD					0	Cont Measure/Record	
	PERMIT REQUIREMENT	NO LIMIT	NO LIMIT							Cont Measure/Record	
1,1,1-TRICHLOROETHANE	SAMPLE MEASUREMENT						<5	ppb	0	1/MONTH	GRAB
	PERMIT REQUIREMENT						N/A			1/MONTH	GRAB
TETRACHLOROETHYLENE	SAMPLE MEASUREMENT						<5	ppb	0	1/MONTH	GRAB
	PERMIT REQUIREMENT						N/A			1/MONTH	GRAB
TRICHLOROETHYLENE	SAMPLE MEASUREMENT						<5	ppb	0	1/MONTH	GRAB
	PERMIT REQUIREMENT						N/A			1/MONTH	GRAB
	SAMPLE MEASUREMENT										
	PERMIT REQUIREMENT										
	SAMPLE MEASUREMENT										
	PERMIT REQUIREMENT										
	SAMPLE MEASUREMENT										
	PERMIT REQUIREMENT										

NAME / TITLE PRINCIPAL EXECUTIVE OFFICER
Mark P. Rogers
AG/GFI Manger
 TYPED OR PRINTED

I CERTIFY UNDER PENALTY OF LAW THAT I HAVE PERSONALLY EXAMINED AND AM FAMILIAR WITH THE INFORMATION SUBMITTED HEREIN AND BASED ON MY INQUIRY OF THOSE INDIVIDUALS IMMEDIATELY RESPONSIBLE FOR OBTAINING THE INFORMATION, I BELIEVE THE SUBMITTED INFORMATION IS TRUE, ACCURATE AND COMPLETE. I AM AWARE THAT THERE ARE SIGNIFICANT PENALTIES FOR SUBMITTING FALSE INFORMATION, INCLUDING THE POSSIBILITY OF FINE AND IMPRISONMENT. SEE 18 U.S.C. § 1001 AND 33 U.S.C. § 1319. (Penalties under these statutes may include: fines up to \$10,000 and/or maximum imprisonment of between 6 months and 5 years.)

Earl Weddler
 SIGNATURE OF PRINCIPAL EXECUTIVE OFFICER OR AUTHORIZED AGENT

TELEPHONE
 410-374-9025
 AREA CODE-NUMBER

DATE
 04 | 11 | 02
 YEAR | MO | DAY

COMMENT AND EXPLANATION OF ANY VIOLATIONS

(Reference all attachments here)

PERMITTEE NAME/ADDRESS (Include Facility Name/Location if different)

NAME: **AG/GFI Hampstead, Inc.**
 ADDRESS: **133 Pearl Street**
Suite 400
Boston, MA 02110

FACILITY: **Hampstead, Maryland 21074**

LOCATION: **CARROLL COUNTY**

NATIONAL POLLUTANT DISCHARGE ELIMINATION SYSTEM (NPDES)

DISCHARGE MONITORING REPORT (DMR)

MD0001881
 PERMIT NUMBER

001
 DISCHARGE NUMBER

MONITORING PERIOD					
YEAR	MO	DAY	YEAR	MO	DAY
2004	11	01	04	11	30

FORM APPROVED
 OMB No 2540-0004

NOTE: Read instructions before completing this form.

PARAMETER (32-37)	X	(3 Card Only) QUANTITY OR LOADING (46-53)			(4 Card Only) QUALITY OR CONCENTRATION				NO EX (62-63)	FREQUENCY OF ANALYSIS (64-68)	SAMPLE TYPE (69-70)
		AVERAGE	MAXIMUM	UNITS	MINIMUM	AVERAGE	MAXIMUM	UNITS			
FLOW	SAMPLE MEASUREMENT	0.122	0.322	MGD					0	Measured/Recorded	
	PERMIT REQUIREMENT	NO LIMIT	NO LIMIT							Measured/Recorded	
1,1,1-TRICHLOROETHANE	SAMPLE MEASUREMENT						<5	ppb	0	1/MONTH	GRAB
	PERMIT REQUIREMENT						5			1/MONTH	GRAB
TETRACHLOROETHYLENE	SAMPLE MEASUREMENT						<5	ppb	0	1/MONTH	GRAB
	PERMIT REQUIREMENT						5			1/MONTH	GRAB
TRICHLOROETHYLENE	SAMPLE MEASUREMENT						<5	ppb	0	1/MONTH	GRAB
	PERMIT REQUIREMENT						5			1/MONTH	GRAB
TOTAL RESIDUAL CHLORINE	SAMPLE MEASUREMENT						<0.1	mg/l	0	1/MONTH	GRAB
	PERMIT REQUIREMENT						<0.1			1/MONTH	GRAB
OIL & GREASE	SAMPLE MEASUREMENT						<5	mg/l	0	1/MONTH	GRAB
	PERMIT REQUIREMENT					10	<5			1/MONTH	GRAB
pH	SAMPLE MEASUREMENT				6.04		7.36	STD	0	2/WEEK	GRAB
	PERMIT REQUIREMENT				6.00		8.50			2/WEEK	GRAB

NAME / TITLE PRINCIPAL EXECUTIVE OFFICER
Mark P. Rogers
AG/GFI Manger
 TYPED OR PRINTED

I CERTIFY UNDER PENALTY OF LAW THAT I HAVE PERSONALLY EXAMINED AND AM FAMILIAR WITH THE INFORMATION SUBMITTED HEREIN AND BASED ON MY ENQUIRY OF THOSE INDIVIDUALS IMMEDIATELY RESPONSIBLE FOR OBTAINING THE INFORMATION, I BELIEVE THE SUBMITTED INFORMATION IS TRUE, ACCURATE AND COMPLETE. I AM AWARE THAT THERE ARE SIGNIFICANT PENALTIES FOR SUBMITTING FALSE INFORMATION INCLUDING THE POSSIBILITY OF FINE AND IMPRISONMENT. SEE 18 U.S.C. § 1001 AND 33 U.S.C. § 1319 (Penalties under these statutes may include fines up to \$10,000 and/or maximum imprisonment of between 6 months and 5 years.)

Emil Wedde
 SIGNATURE OF PRINCIPAL EXECUTIVE OFFICER OR AUTHORIZED AGENT

TELEPHONE: 410-374-9025
 DATE: 04 | 12 | 01
 AREA CODE-NUMBER: 410-374-9025
 YEAR | MO | DAY: 04 | 12 | 01

COMMENT AND EXPLANATION OF ANY VIOLATIONS

(Reference all attachments here)

PERMITTEE NAME/ADDRESS (Include Facility Name/Location if different)

NAME: **AG/GFI Hampstead, Inc.**
 ADDRESS: **133 Pearl Street**
Suite 400
Boston, MA 02110
 FACILITY: **Hampstead, Maryland, 21074**
 LOCATION: **CARROLL COUNTY**

NATIONAL POLLUTANT DISCHARGE ELIMINATION SYSTEM (NPDES)

DISCHARGE MONITORING REPORT (DMR)

MD0001881
 PERMIT NUMBER
 (2-10)

001
 DISCHARGE NUMBER
 (17-18)

FORM APPROVED
 OMB No. 2040-0004

MONITORING PERIOD					
FROM			TO		
YEAR	MO	DAY	YEAR	MO	DAY
2004	11	01	04	11	30
(20-21)	(22-23)	(24-25)	(26-27)	(28-29)	(30-31)

NOTE: Read instructions before completing this form.

PARAMETER (32-37)	SAMPLE MEASUREMENT	QUANTITY OR LOADING (3 Card Only) (48-53)			QUALITY OR CONCENTRATION (4 Card Only) (38-45)			UNITS	NO. EX (62-63)	FREQUENCY OF ANALYSIS (64-68)	SAMPLE TYPE (69-70)
		AVERAGE	MAXIMUM	UNITS	MINIMUM	AVERAGE	MAXIMUM				
BOD	SAMPLE MEASUREMENT								0	1/MONTH	GRAB
	PERMIT REQUIREMENT							mg/l		1/MONTH	GRAB
TOTAL SUSPENDED SOLIDS	SAMPLE MEASUREMENT								0	1/MONTH	GRAB
	PERMIT REQUIREMENT					20	30	mg/l		1/MONTH	GRAB
	SAMPLE MEASUREMENT										
	PERMIT REQUIREMENT										
	SAMPLE MEASUREMENT										
	PERMIT REQUIREMENT										
	SAMPLE MEASUREMENT										
	PERMIT REQUIREMENT										
	SAMPLE MEASUREMENT										
	PERMIT REQUIREMENT										

NAME / TITLE PRINCIPAL EXECUTIVE OFFICER
Mark P. Rogers
AG/GFI Manger
 TYPED OR PRINTED

I CERTIFY UNDER PENALTY OF LAW THAT I HAVE PERSONALLY EXAMINED AND AM FAMILIAR WITH THE INFORMATION SUBMITTED HEREON, AND BASED ON MY INQUIRY OF THOSE INDIVIDUALS IMMEDIATELY RESPONSIBLE FOR OBTAINING THE INFORMATION, I BELIEVE THE SUBMITTED INFORMATION IS TRUE, ACCURATE AND COMPLETE. I AM AWARE THAT THERE ARE SIGNIFICANT PENALTIES FOR SUBMITTING FALSE INFORMATION, INCLUDING THE POSSIBILITY OF FINE AND IMPRISONMENT. SEE 18 U.S.C. § 1001 AND 18 U.S.C. § 1519. (Penalties under these statutes may include: Fines up to \$10,000 and/or maximum imprisonment of between 6 months and 5 years.)

Earl Weddell
 SIGNATURE OF PRINCIPAL EXECUTIVE OFFICER OR AUTHORIZED AGENT

TELEPHONE: **410-374-9025**
 DATE: **04 | 12 | 01**
 AREA CODE-NUMBER: **410-374-9025**
 YEAR | MO | DAY: **04 | 12 | 01**

COMMENT AND EXPLANATION OF ANY VIOLATIONS

(Reference all attachments here)

*Averages for TSS and Oil & Grease are reported quarterly.
 EPA Form 3320-1 (Rev. 9-88) Previous edition to be used until supply is exhausted.

(REPLACES EPA FORM T-40 WHICH MAY NOT BE USED.)

PERMITTEE NAME/ADDRESS: (Include Facility Name/Location if different)

NAME: **AG/GFI Hampstead, Inc.**

ADDRESS: **133 Pearl Street**

Suite 400

Boston, MA 02110

FACILITY: **Hampstead, Maryland 21074**

LOCATION: **CARROLL COUNTY**

NATIONAL POLLUTANT DISCHARGE ELIMINATION SYSTEM (NPDES)

DISCHARGE MONITORING REPORT (DMR)


MD0001881
PERMIT NUMBER

101
DISCHARGE NUMBER

MONITORING PERIOD

FROM	YEAR	MO	DAY	TO	YEAR	MO	DAY
	2004	11	01		04	11	30
	(20-21)	(22-23)	(24-25)		(26-27)	(28-29)	(30-31)

NOTE: Read instructions before completing this form.

PARAMETER (32-37)	X	(3 Card Only) QUANTITY OR LOADING (48-53)			(4 Card Only) QUALITY OR CONCENTRATION (54-61)				NO EX (62-63)	FREQUENCY OF ANALYSIS (64-68)	SAMPLE TYPE (69-70)
		AVERAGE (48-53)	MAXIMUM (54-61)	UNITS	MINIMUM (38-43)	AVERAGE (48-53)	MAXIMUM (54-61)	UNITS			
FLOW	SAMPLE MEASUREMENT	0.213	0.293	MGD					0	Cont Measure/Record	
	PERMIT REQUIREMENT	NO LIMIT	NO LIMIT							Cont Measure/Record	
FECAL COLIFORM	SAMPLE MEASUREMENT						<2	MPN/ 100ml	0	1WEEK	GRAB
	PERMIT REQUIREMENT						200			1WEEK	GRAB
	SAMPLE MEASUREMENT										
	PERMIT REQUIREMENT										
	SAMPLE MEASUREMENT										
	PERMIT REQUIREMENT										
	SAMPLE MEASUREMENT										
	PERMIT REQUIREMENT										
	SAMPLE MEASUREMENT										
	PERMIT REQUIREMENT										
NAME / TITLE PRINCIPAL EXECUTIVE OFFICER		I CERTIFY UNDER PENALTY OF LAW THAT I HAVE PERSONALLY EXAMINED AND AM FAMILIAR WITH THE INFORMATION SUBMITTED HEREIN, AND BASED ON MY INQUIRY OF THOSE INDIVIDUALS IMMEDIATELY RESPONSIBLE FOR OBTAINING THE INFORMATION, I BELIEVE THE SUBMITTED INFORMATION IS TRUE, ACCURATE AND COMPLETE. I AM AWARE THAT THERE ARE SIGNIFICANT PENALTIES FOR SUBMITTING FALSE INFORMATION, INCLUDING THE POSSIBILITY OF FINE AND IMPRISONMENT. SEE 16 U.S.C. § 1361 AND 33 U.S.C. § 1315. (Penalties under these statutes may include fines up to \$10,000 and/or maximum imprisonment of between 6 months and 5 years.)							TELEPHONE	DATE	
Mark P. Rogers AG/GFI Manger									 SIGNATURE OF PRINCIPAL EXECUTIVE OFFICER OR AUTHORIZED AGENT		
TYPED OR PRINTED									AREA CODE-NUMBER	YEAR MO DAY	

COMMENT AND EXPLANATION OF ANY VIOLATIONS

(Reference all attachments here)

PERMITTEE NAME/ADDRESS: (Include Facility Name and location if different)

NAME: AG/GFI Hampstead, Inc.
 ADDRESS: 133 Pearl Street
Suite 400
Boston, MA 02110
 FACILITY: Hampstead, Maryland 21074
 LOCATION: CARROLL COUNTY

NATIONAL POLLUTANT DISCHARGE ELIMINATION SYSTEM (NPDES)

DISCHARGE MONITORING REPORT (DMR)

MD0001881
 PERMIT NUMBER
 (2-16)

201
 DISCHARGE NUMBER
 (17-18)

MONITORING PERIOD					
YEAR	MO	DAY	YEAR	MO	DAY
2004	11	01	04	11	30
(20-21)	(22-23)	(24-25)	(26-27)	(28-29)	(30-31)

FORM APPROVED
 OMB No. 2040-0004

NOTE: Read instructions before completing this form.

PARAMETER (32-37)	X	(3 Card Only) QUANTITY OR LOADING (46-53)			(4 Card Only) QUALITY OR CONCENTRATION				NO EX (62-67)	FREQUENCY OF ANALYSIS (64-68)	SAMPLE TYPE (69-70)
		AVERAGE	MAXIMUM	UNITS	MINIMUM	AVERAGE	MAXIMUM	UNITS			
FLOW	SAMPLE MEASUREMENT	0.239	0.345	MGD					0	Cont Measure/Record	
	PERMIT REQUIREMENT	NO LIMIT	NO LIMIT							Cont Measure/Record	
1,1,1-TRICHLOROETHANE	SAMPLE MEASUREMENT						<5	ppb	0	1/MONTH GRAB	
	PERMIT REQUIREMENT						N/A			1/MONTH GRAB	
TETRACHLOROETHYLENE	SAMPLE MEASUREMENT						<5	ppb	0	1/MONTH GRAB	
	PERMIT REQUIREMENT						N/A			1/MONTH GRAB	
TRICHLOROETHYLENE	SAMPLE MEASUREMENT						<5	ppb	0	1/MONTH GRAB	
	PERMIT REQUIREMENT						N/A			1/MONTH GRAB	
	SAMPLE MEASUREMENT										
	PERMIT REQUIREMENT										
	SAMPLE MEASUREMENT										
	PERMIT REQUIREMENT										
	SAMPLE MEASUREMENT										
	PERMIT REQUIREMENT										

NAME / TITLE PRINCIPAL EXECUTIVE OFFICER
Mark P. Rogers
AG/GFI Manger
 TYPED OR PRINTED

I CERTIFY UNDER PENALTY OF LAW THAT I HAVE PERSONALLY EXAMINED AND AM FAMILIAR WITH THE INFORMATION SUBMITTED HEREON, AND BASED ON MY INQUIRY OF THOSE INDIVIDUALS IMMEDIATELY RESPONSIBLE FOR OBTAINING THE INFORMATION, I BELIEVE THE SUBMITTED INFORMATION IS TRUE, ACCURATE AND COMPLETE. I AM AWARE THAT THERE ARE SIGNIFICANT PENALTIES FOR SUBMITTING FALSE INFORMATION, INCLUDING THE POSSIBILITY OF FINE AND IMPRISONMENT. SEE 18 U.S.C. § 1001 AND 33 U.S.C. § 1319. (Penalties under these statutes may include fines up to \$10,000 and/or maximum imprisonment of between 6 months and 3 years.)

Earl Weddler
 SIGNATURE OF PRINCIPAL EXECUTIVE OFFICER OR AUTHORIZED AGENT

TELEPHONE: 410-374-9025
 DATE: 04 | 12 | 01
 AREA CODE-NUMBER: 410-374-9025
 YEAR | MO | DAY

COMMENT AND EXPLANATION OF ANY VIOLATIONS

(Reference all attachments here)

PERMITTEE NAME/ADDRESS: (Include Facility Name/Location if different)

NAME: **AG/GFI Hampstead, Inc.**
 ADDRESS: **133 Pearl Street**
Suite 400
Boston, MA 02110

FACILITY: **Hampstead, Maryland 21074**

LOCATION: **CARROLL COUNTY**

NATIONAL POLLUTANT DISCHARGE ELIMINATION SYSTEM (NPDES)

DISCHARGE MONITORING REPORT (DMR)

MD0001881
 PERMIT NUMBER

001
 DISCHARGE NUMBER

(2-19)

(17-18)

MONITORING PERIOD

FROM	YEAR	MO	DAY	TO	YEAR	MO	DAY
	2004	12	01		04	12	31
	(20-21)	(22-23)	(24-25)		(26-27)	(28-29)	(30-31)

FORM APPROVED
 OMB No. 2040-0004

NOTE: Read instructions before completing this form.

PARAMETER (32-37)	SAMPLE MEASUREMENT	(3 Card Only) QUANTITY OR LOADING (46-51)			(4 Card Only) QUALITY OR CONCENTRATION				NO. EX (62-63)	FREQUENCY OF ANALYSIS (54-58)	SAMPLE TYPE (69-70)
		AVERAGE	MAXIMUM	UNITS	MINIMUM	AVERAGE	MAXIMUM	UNITS			
FLOW	SAMPLE MEASUREMENT	0.183	0.363	MGD					0	Measured/Recorded	
	PERMIT REQUIREMENT	NO LIMIT	NO LIMIT								
1,1,1-TRICHLOROETHANE	SAMPLE MEASUREMENT						<5	ppb	0	1/MONTH	GRAB
	PERMIT REQUIREMENT						5			1/MONTH	GRAB
TETRACHLOROETHYLENE	SAMPLE MEASUREMENT						<5	ppb	0	1/MONTH	GRAB
	PERMIT REQUIREMENT						5			1/MONTH	GRAB
TRICHLOROETHYLENE	SAMPLE MEASUREMENT						<5	ppb	0	1/MONTH	GRAB
	PERMIT REQUIREMENT						5			1/MONTH	GRAB
TOTAL RESIDUAL CHLORINE	SAMPLE MEASUREMENT						<0.1	mg/l	0	1/MONTH	GRAB
	PERMIT REQUIREMENT						<0.1			1/MONTH	GRAB
OIL & GREASE	SAMPLE MEASUREMENT						<5	mg/l	0	1/MONTH	GRAB
	PERMIT REQUIREMENT					10	<5			1/MONTH	GRAB
pH	SAMPLE MEASUREMENT				6.04		7.20		0	2WEEK	GRAB
	PERMIT REQUIREMENT				6.00		8.00	STD		2WEEK	GRAB

NAME / TITLE PRINCIPAL EXECUTIVE OFFICER
Mark P. Rogers
AG/GFI Manger
 TYPED OR PRINTED

I CERTIFY UNDER PENALTY OF LAW THAT I HAVE PERSONALLY EXAMINED AND AM FAMILIAR WITH THE INFORMATION SUBMITTED HEREIN; AND BASED ON MY INQUIRY OF THOSE INDIVIDUALS IMMEDIATELY RESPONSIBLE FOR OBTAINING THE INFORMATION, I BELIEVE THE SUBMITTED INFORMATION IS TRUE, ACCURATE AND COMPLETE. I AM AWARE THAT THERE ARE SIGNIFICANT PENALTIES FOR SUBMITTING FALSE INFORMATION, INCLUDING THE POSSIBILITY OF FINE AND IMPRISONMENT. SEE 18 U.S.C. § 1001 AND 23 U.S.C. § 1915. (Penalties under these statutes may include fines up to \$10,000 and/or maximum imprisonment of between 6 months and 5 years.)

Paul Wedder
 SIGNATURE OF PRINCIPAL EXECUTIVE OFFICER OR AUTHORIZED AGENT

TELEPHONE
 410-374-8025
 AREA CODE-NUMBER

DATE
 05 | 01 | 04
 YEAR | MO | DAY

COMMENT AND EXPLANATION OF ANY VIOLATIONS (Reference all attachments here)

*Averages for TSS and Oil & Grease are reported quarterly.

PERMITTEE NAME/ADDRESS: (Include Facility Name/Location if different)

NAME: **AG/GFI Hampstead, Inc.**
 ADDRESS: **133 Pearl Street**
Suite 400
Boston, MA 02110
 FACILITY: **Hampstead, Maryland, 21074**
 LOCATION: **CARROLL COUNTY**

NATIONAL POLLUTANT DISCHARGE ELIMINATION SYSTEM (NPDES)
 DISCHARGE MONITORING REPORT (DMR)

FORM APPROVED
 OMB No. 2040-0004

MD0001881	001
PERMIT NUMBER	DISCHARGE NUMBER
(2-16)	(17-18)
MONITORING PERIOD	
FROM	TO
YEAR MO DAY	YEAR MO DAY
2004 12 01	04 12 31
(20-21) (22-23) (24-25)	(26-27) (28-29) (30-31)

NOTE: Read instructions before completing this form.

PARAMETER (32-37)	X	(3 Card Only) QUANTITY OR LOADING (46-53)			(4 Card Only) QUALITY OR CONCENTRATION (38-45)				NO. EX (62-63)	FREQUENCY OF ANALYSIS (64-68)	SAMPLE TYPE (69-70)	
		AVERAGE	MAXIMUM	UNITS	MINIMUM	AVERAGE	MAXIMUM	UNITS				
BOD	SAMPLE MEASUREMENT							2.8		0	1/MONTH	GRAB
	PERMIT REQUIREMENT							15	mg/l		1/MONTH	GRAB
TOTAL SUSPENDED SOLIDS	SAMPLE MEASUREMENT							7.0		0	1/MONTH	GRAB
	PERMIT REQUIREMENT							20	30	mg/l	1/MONTH	GRAB
	SAMPLE MEASUREMENT											
	PERMIT REQUIREMENT											
	SAMPLE MEASUREMENT											
	PERMIT REQUIREMENT											
	SAMPLE MEASUREMENT											
	PERMIT REQUIREMENT											
	SAMPLE MEASUREMENT											
	PERMIT REQUIREMENT											
NAME / TITLE PRINCIPAL EXECUTIVE OFFICER		I CERTIFY UNDER PENALTY OF LAW THAT I HAVE PERSONALLY EXAMINED AND AM FAMILIAR WITH THE INFORMATION SUBMITTED HEREIN, AND BASED ON MY INQUIRY OF THOSE INDIVIDUALS IMMEDIATELY RESPONSIBLE FOR OBTAINING THE INFORMATION, I BELIEVE THE SUBMITTED INFORMATION IS TRUE, ACCURATE AND COMPLETE. I AM AWARE THAT THERE ARE SIGNIFICANT PENALTIES FOR SUBMITTING FALSE INFORMATION, INCLUDING THE POSSIBILITY OF FINE AND IMPRISONMENT. SEE 18 U.S.C. § 1001 AND 33 U.S.C. § 1319. (Penalties under these statutes may include: Fine up to \$10,000 and/or maximum imprisonment of between 6 months and 5 years.)						TELEPHONE		DATE		
Mark P. Rogers AG/GFI Manger								410-374-9025		05 01 04		
TYPED OR PRINTED								AREA CODE-NUMBER		YEAR MO DAY		
COMMENT AND EXPLANATION OF ANY VIOLATIONS		(Reference all attachments here)										

*Averages for TSS and Oil & Grease are reported quarterly.

APPENDIX C
GROUNDWATER TREATMENT SYSTEM ANALYTICAL RESULTS
(OCTOBER - DECEMBER 2004)



Microbac Laboratories, Inc.

Gascoyne Division

2101 Van Deman Street • Baltimore, MD 21224

Phone: 410-633-1800

Fax: 410-633-6553

www.gascoyne.com

Test Results

Page 4

Client: AG/GFI Hampstead	Client Sample ID: Air Stripper 2 (Pre)
Report No: 0410165	
Project: Hampstead-Monthly	Lab ID: 0410165-002
Matrix: WASTEWATER	Collection Date: 10/7/2004 9:22

Analyses	Test Results	Reporting Limit	Units	Date/Time Analyzed
----------	--------------	-----------------	-------	--------------------

VOLATILE ORGANIC COMPOUNDS (EPA 624)

Analyst: THP

Prep. Method: NA

Prep. Date: NA

Prep Analyst: NA

Chloromethane	< 10	10	µg/L	10/9/2004 23:32
Vinyl chloride	< 10	10	µg/L	10/9/2004 23:32
Bromomethane	< 10	10	µg/L	10/9/2004 23:32
Chloroethane	< 10	10	µg/L	10/9/2004 23:32
Acrolein	< 100	100	µg/L	10/9/2004 23:32
1,1-Dichloroethene	< 5.0	5.0	µg/L	10/9/2004 23:32
Methylene chloride	< 5.0	5.0	µg/L	10/9/2004 23:32
Acrylonitrile	< 100	100	µg/L	10/9/2004 23:32
trans-1,2-Dichloroethene	< 5.0	5.0	µg/L	10/9/2004 23:32
1,1-Dichloroethane	< 5.0	5.0	µg/L	10/9/2004 23:32
Chloroform	< 5.0	5.0	µg/L	10/9/2004 23:32
1,1,1-Trichloroethane	< 5.0	5.0	µg/L	10/9/2004 23:32
Carbon tetrachloride	< 5.0	5.0	µg/L	10/9/2004 23:32
Benzene	< 5.0	5.0	µg/L	10/9/2004 23:32
1,2-Dichloroethane	< 5.0	5.0	µg/L	10/9/2004 23:32
Trichloroethene	170	25	µg/L	10/9/2004 23:32
1,2-Dichloropropane	< 5.0	5.0	µg/L	10/9/2004 23:32
Bromodichloromethane	< 5.0	5.0	µg/L	10/9/2004 23:32
2-Chloroethyl vinyl ether	< 10	10	µg/L	10/9/2004 23:32
cis-1,3-Dichloropropene	< 5.0	5.0	µg/L	10/9/2004 23:32
Toluene	< 5.0	5.0	µg/L	10/9/2004 23:32
trans-1,3-Dichloropropene	< 5.0	5.0	µg/L	10/9/2004 23:32
1,1,2-Trichloroethane	< 5.0	5.0	µg/L	10/9/2004 23:32
Tetrachloroethene	58	5.0	µg/L	10/9/2004 23:32
Dibromochloromethane	< 5.0	5.0	µg/L	10/9/2004 23:32
Chlorobenzene	< 5.0	5.0	µg/L	10/9/2004 23:32
Ethylbenzene	< 5.0	5.0	µg/L	10/9/2004 23:32
Bromoform	< 5.0	5.0	µg/L	10/9/2004 23:32
1,1,2,2-Tetrachloroethane	< 5.0	5.0	µg/L	10/9/2004 23:32
1,3-Dichlorobenzene	< 5.0	5.0	µg/L	10/9/2004 23:32
1,4-Dichlorobenzene	< 5.0	5.0	µg/L	10/9/2004 23:32



Microbac Laboratories, Inc.

Gascoyne Division

2101 Van Deman Street • Baltimore, MD 21224

Phone: 410-633-1800

Fax: 410-633-6553

www.gascoyne.com

Test Results

Page 5

Client:	AG/GFI Hampstead	Client Sample ID:	Air Stripper 2 (Pre)
Report No:	0410165	Lab ID:	0410165-002
Project:	Hampstead-Monthly	Collection Date:	10/7/2004 9:22
Matrix:	WASTEWATER		

Analyses	Test Results	Reporting Limit	Units	Date/Time Analyzed
1,2-Dichlorobenzene	< 5.0	5.0	µg/L	10/9/2004 23:32



Microbac Laboratories, Inc.

Gascoyne Division

2101 Van Deman Street • Baltimore, MD 21224

Phone: 410-633-1800

Fax: 410-633-6553

www.gascoyne.com

Test Results

Page 6

Client:	AG/GFI Hampstead	Client Sample ID:	Outfall 201 (Post)
Report No:	0410165	Lab ID:	0410165-003
Project:	Hampstead-Monthly	Collection Date:	10/7/2004 9:10
Matrix:	WASTEWATER		

Analyses	Test Results	Reporting Limit	Units	Date/Time Analyzed
----------	--------------	-----------------	-------	--------------------

VOLATILE ORGANIC COMPOUNDS (EPA 624)

Analyst: THP

Prep. Method: NA

Prep. Date: NA

Prep Analyst: NA

Chloromethane	< 10	10	µg/L	10/10/2004 0:03
Vinyl chloride	< 10	10	µg/L	10/10/2004 0:03
Bromomethane	< 10	10	µg/L	10/10/2004 0:03
Chloroethane	< 10	10	µg/L	10/10/2004 0:03
Acrolein	< 100	100	µg/L	10/10/2004 0:03
1,1-Dichloroethene	< 5.0	5.0	µg/L	10/10/2004 0:03
Methylene chloride	< 5.0	5.0	µg/L	10/10/2004 0:03
Acrylonitrile	< 100	100	µg/L	10/10/2004 0:03
trans-1,2-Dichloroethene	< 5.0	5.0	µg/L	10/10/2004 0:03
1,1-Dichloroethane	< 5.0	5.0	µg/L	10/10/2004 0:03
Chloroform	< 5.0	5.0	µg/L	10/10/2004 0:03
1,1,1-Trichloroethane	< 5.0	5.0	µg/L	10/10/2004 0:03
Carbon tetrachloride	< 5.0	5.0	µg/L	10/10/2004 0:03
Benzene	< 5.0	5.0	µg/L	10/10/2004 0:03
1,2-Dichloroethane	< 5.0	5.0	µg/L	10/10/2004 0:03
Trichloroethene	< 5.0	5.0	µg/L	10/10/2004 0:03
1,2-Dichloropropane	< 5.0	5.0	µg/L	10/10/2004 0:03
Bromodichloromethane	< 5.0	5.0	µg/L	10/10/2004 0:03
2-Chloroethyl vinyl ether	< 10	10	µg/L	10/10/2004 0:03
cis-1,3-Dichloropropene	< 5.0	5.0	µg/L	10/10/2004 0:03
Toluene	< 5.0	5.0	µg/L	10/10/2004 0:03
trans-1,3-Dichloropropene	< 5.0	5.0	µg/L	10/10/2004 0:03
1,1,2-Trichloroethane	< 5.0	5.0	µg/L	10/10/2004 0:03
Tetrachloroethene	< 5.0	5.0	µg/L	10/10/2004 0:03
Dibromochloromethane	< 5.0	5.0	µg/L	10/10/2004 0:03
Chlorobenzene	< 5.0	5.0	µg/L	10/10/2004 0:03
Ethylbenzene	< 5.0	5.0	µg/L	10/10/2004 0:03
Bromoform	< 5.0	5.0	µg/L	10/10/2004 0:03
1,1,2,2-Tetrachloroethane	< 5.0	5.0	µg/L	10/10/2004 0:03
1,3-Dichlorobenzene	< 5.0	5.0	µg/L	10/10/2004 0:03
1,4-Dichlorobenzene	< 5.0	5.0	µg/L	10/10/2004 0:03



Microbac Laboratories, Inc.

Gascoyne Division

2101 Van Deman Street • Baltimore, MD 21224

Phone: 410-633-1800

Fax: 410-633-6553

www.gascoyne.com

Test Results

Page 7

Client:	AG/GFI Hampstead	Client Sample ID:	Outfall 201 (Post)
Report No:	0410165	Lab ID:	0410165-003
Project:	Hampstead-Monthly	Collection Date:	10/7/2004 9:10
Matrix:	WASTEWATER		

Analyses	Test Results	Reporting Limit	Units	Date/Time Analyzed
1,2-Dichlorobenzene	< 5.0	5.0	µg/L	10/10/2004 0:03

Microbac

www.microbac.com

Microbac Laboratories, Inc.
Gascoyne Division

Phone: 410-633-1800

Fax: 410-633-6553

www.gascoyne.com

2101 Van Deman Street • Baltimore, MD 21224

CERTIFICATE OF ANALYSIS

Page 2 of 8

AG/GFI Hampstead
133 Pearl Street
Boston, MA 02110
Attn: Henry Suominen
Project: Hampstead-MonthlyReport No: 0411105
Date Received: 11/3/2004
Date Reported: 11/18/2004

Test	Result	Units	Reporting Limit	Method	Date/Time of Analysis	Analyst
Lab ID: <u>0411105-002</u>		Collection Date: 11/3/2004 10:28:00 AM				
Client Sample ID: Air Stripper 2 (Pre)		Matrix: WASTEWATER				
<u>Volatile Organic Compounds</u>						
Chloromethane	< 10	µg/L	10	EPA 624	11/9/2004 7:32	THP
Vinyl chloride	< 10	µg/L	10	EPA 624	11/9/2004 7:32	THP
Bromomethane	< 10	µg/L	10	EPA 624	11/9/2004 7:32	THP
Chloroethane	< 10	µg/L	10	EPA 624	11/9/2004 7:32	THP
Acrolein	< 100	µg/L	100	EPA 624	11/9/2004 7:32	THP
1,1-Dichloroethene	< 5.0	µg/L	5.0	EPA 624	11/9/2004 7:32	THP
Methylene chloride	< 5.0	µg/L	5.0	EPA 624	11/9/2004 7:32	THP
Acrylonitrile	< 100	µg/L	100	EPA 624	11/9/2004 7:32	THP
trans-1,2-Dichloroethene	< 5.0	µg/L	5.0	EPA 624	11/9/2004 7:32	THP
1,1-Dichloroethane	< 5.0	µg/L	5.0	EPA 624	11/9/2004 7:32	THP
Chloroform	< 5.0	µg/L	5.0	EPA 624	11/9/2004 7:32	THP
1,1,1-Trichloroethane	< 5.0	µg/L	5.0	EPA 624	11/9/2004 7:32	THP
Carbon tetrachloride	< 5.0	µg/L	5.0	EPA 624	11/9/2004 7:32	THP
Benzene	< 5.0	µg/L	5.0	EPA 624	11/9/2004 7:32	THP
1,2-Dichloroethane	< 5.0	µg/L	5.0	EPA 624	11/9/2004 7:32	THP
Trichloroethene	170	µg/L	5.0	EPA 624	11/9/2004 7:32	THP
1,2-Dichloropropane	< 5.0	µg/L	5.0	EPA 624	11/9/2004 7:32	THP
Bromodichloromethane	< 5.0	µg/L	5.0	EPA 624	11/9/2004 7:32	THP
2-Chloroethyl vinyl ether	< 10	µg/L	10	EPA 624	11/9/2004 7:32	THP
cis-1,3-Dichloropropene	< 5.0	µg/L	5.0	EPA 624	11/9/2004 7:32	THP
Toluene	< 5.0	µg/L	5.0	EPA 624	11/9/2004 7:32	THP
trans-1,3-Dichloropropene	< 5.0	µg/L	5.0	EPA 624	11/9/2004 7:32	THP
1,1,2-Trichloroethane	< 5.0	µg/L	5.0	EPA 624	11/9/2004 7:32	THP
Tetrachloroethene	64	µg/L	5.0	EPA 624	11/9/2004 7:32	THP
Dibromochloromethane	< 5.0	µg/L	5.0	EPA 624	11/9/2004 7:32	THP
Chlorobenzene	< 5.0	µg/L	5.0	EPA 624	11/9/2004 7:32	THP
Ethylbenzene	< 5.0	µg/L	5.0	EPA 624	11/9/2004 7:32	THP
Bromoform	< 5.0	µg/L	5.0	EPA 624	11/9/2004 7:32	THP
1,1,2,2-Tetrachloroethane	< 5.0	µg/L	5.0	EPA 624	11/9/2004 7:32	THP
1,3-Dichlorobenzene	< 5.0	µg/L	5.0	EPA 624	11/9/2004 7:32	THP
1,4-Dichlorobenzene	< 5.0	µg/L	5.0	EPA 624	11/9/2004 7:32	THP
1,2-Dichlorobenzene	< 5.0	µg/L	5.0	EPA 624	11/9/2004 7:32	THP



Microbac Laboratories, Inc.

Gascoyne Division

Phone: 410-633-1800

Fax: 410-633-6553

www.gascoyne.com

2101 Van Deman Street • Baltimore, MD 21224

CERTIFICATE OF ANALYSIS

Page 3 of 8

AG/GFI Hampstead

133 Pearl Street

Boston, MA 02110

Attn: Henry Suominen

Project: Hampstead-Monthly

Report No: 0411105

Date Received: 11/3/2004

Date Reported: 11/18/2004

Test	Result	Units	Reporting Limit	Method	Date/Time of Analysis	Analyst
Lab ID: 0411105-003		Collection Date: 11/3/2004 10:29:00 AM				
Client Sample ID: Outfall 201 (Post)		Matrix: WASTEWATER				
<u>Volatile Organic Compounds</u>						
Chloromethane	< 10	µg/L	10	EPA 624	11/9/2004 8:04	THP
Vinyl chloride	< 10	µg/L	10	EPA 624	11/9/2004 8:04	THP
Bromomethane	< 10	µg/L	10	EPA 624	11/9/2004 8:04	THP
Chloroethane	< 10	µg/L	10	EPA 624	11/9/2004 8:04	THP
Acrolein	< 100	µg/L	100	EPA 624	11/9/2004 8:04	THP
1,1-Dichloroethene	< 5.0	µg/L	5.0	EPA 624	11/9/2004 8:04	THP
Methylene chloride	< 5.0	µg/L	5.0	EPA 624	11/9/2004 8:04	THP
Acrylonitrile	< 100	µg/L	100	EPA 624	11/9/2004 8:04	THP
trans-1,2-Dichloroethene	< 5.0	µg/L	5.0	EPA 624	11/9/2004 8:04	THP
1,1-Dichloroethane	< 5.0	µg/L	5.0	EPA 624	11/9/2004 8:04	THP
Chloroform	< 5.0	µg/L	5.0	EPA 624	11/9/2004 8:04	THP
1,1,1-Trichloroethane	< 5.0	µg/L	5.0	EPA 624	11/9/2004 8:04	THP
Carbon tetrachloride	< 5.0	µg/L	5.0	EPA 624	11/9/2004 8:04	THP
Benzene	< 5.0	µg/L	5.0	EPA 624	11/9/2004 8:04	THP
1,2-Dichloroethane	< 5.0	µg/L	5.0	EPA 624	11/9/2004 8:04	THP
Trichloroethene	< 5.0	µg/L	5.0	EPA 624	11/9/2004 8:04	THP
1,2-Dichloropropane	< 5.0	µg/L	5.0	EPA 624	11/9/2004 8:04	THP
Bromodichloromethane	< 5.0	µg/L	5.0	EPA 624	11/9/2004 8:04	THP
2-Chloroethyl vinyl ether	< 10	µg/L	10	EPA 624	11/9/2004 8:04	THP
cis-1,3-Dichloropropene	< 5.0	µg/L	5.0	EPA 624	11/9/2004 8:04	THP
Toluene	< 5.0	µg/L	5.0	EPA 624	11/9/2004 8:04	THP
trans-1,3-Dichloropropene	< 5.0	µg/L	5.0	EPA 624	11/9/2004 8:04	THP
1,1,2-Trichloroethane	< 5.0	µg/L	5.0	EPA 624	11/9/2004 8:04	THP
Tetrachloroethene	< 5.0	µg/L	5.0	EPA 624	11/9/2004 8:04	THP
Dibromochloromethane	< 5.0	µg/L	5.0	EPA 624	11/9/2004 8:04	THP
Chlorobenzene	< 5.0	µg/L	5.0	EPA 624	11/9/2004 8:04	THP
Ethylbenzene	< 5.0	µg/L	5.0	EPA 624	11/9/2004 8:04	THP
Bromoform	< 5.0	µg/L	5.0	EPA 624	11/9/2004 8:04	THP
1,1,2,2-Tetrachloroethane	< 5.0	µg/L	5.0	EPA 624	11/9/2004 8:04	THP
1,3-Dichlorobenzene	< 5.0	µg/L	5.0	EPA 624	11/9/2004 8:04	THP
1,4-Dichlorobenzene	< 5.0	µg/L	5.0	EPA 624	11/9/2004 8:04	THP
1,2-Dichlorobenzene	< 5.0	µg/L	5.0	EPA 624	11/9/2004 8:04	THP



Microbac Laboratories, Inc.

Gascoyne Division

Phone: 410-633-1800

Fax: 410-633-6553

www.gascoyne.com

2101 Van Deman Street • Baltimore, MD 21224

CERTIFICATE OF ANALYSIS

Page 4 of 8

AG/GFI Hampstead
 133 Pearl Street
 Boston, MA 02110
 Attn: Henry Suominen
 Project: Hampstead-Monthly

Report No: 0411105
 Date Received: 11/3/2004
 Date Reported: 11/18/2004

Test	Result	Units	Reporting Limit	Method	Date/Time of Analysis	Analyst
Lab ID: 0411105-004			Collection Date: 11/3/2004 10:44:00 AM			
Client Sample ID: Outfall 001			Matrix: WASTEWATER			
<u>BOD (Biochemical Oxygen Demand)</u>						
BOD	< 2.0	mg/L	2.0	EPA 405.1	11/3/2004 16:10	RED
<u>Oil and Grease</u>						
Oil & Grease, Total Recoverable	< 5.0	mg/L	5.0	EPA 1664A	11/4/2004 11:00	BAB
<u>Total Suspended Solids (non-filterable solids)</u>						
Total Suspended Solids	4.5	mg/L	2.5	EPA 160.2	11/4/2004 12:35	RED
<u>Volatile Organic Compounds</u>						
Chloromethane	< 10	µg/L	10	EPA 624	11/9/2004 8:36	THP
Vinyl chloride	< 10	µg/L	10	EPA 624	11/9/2004 8:36	THP
Bromomethane	< 10	µg/L	10	EPA 624	11/9/2004 8:36	THP
Chloroethane	< 10	µg/L	10	EPA 624	11/9/2004 8:36	THP
Acrolein	< 100	µg/L	100	EPA 624	11/9/2004 8:36	THP
1,1-Dichloroethene	< 5.0	µg/L	5.0	EPA 624	11/9/2004 8:36	THP
Methylene chloride	< 5.0	µg/L	5.0	EPA 624	11/9/2004 8:36	THP
Acrylonitrile	< 100	µg/L	100	EPA 624	11/9/2004 8:36	THP
trans-1,2-Dichloroethene	< 5.0	µg/L	5.0	EPA 624	11/9/2004 8:36	THP
1,1-Dichloroethane	< 5.0	µg/L	5.0	EPA 624	11/9/2004 8:36	THP
Chloroform	< 5.0	µg/L	5.0	EPA 624	11/9/2004 8:36	THP
1,1,1-Trichloroethane	< 5.0	µg/L	5.0	EPA 624	11/9/2004 8:36	THP
Carbon tetrachloride	< 5.0	µg/L	5.0	EPA 624	11/9/2004 8:36	THP
Benzene	< 5.0	µg/L	5.0	EPA 624	11/9/2004 8:36	THP
1,2-Dichloroethane	< 5.0	µg/L	5.0	EPA 624	11/9/2004 8:36	THP
Trichloroethene	< 5.0	µg/L	5.0	EPA 624	11/9/2004 8:36	THP
1,2-Dichloropropane	< 5.0	µg/L	5.0	EPA 624	11/9/2004 8:36	THP
Bromodichloromethane	< 5.0	µg/L	5.0	EPA 624	11/9/2004 8:36	THP
2-Chloroethyl vinyl ether	< 10	µg/L	10	EPA 624	11/9/2004 8:36	THP
cis-1,3-Dichloropropene	< 5.0	µg/L	5.0	EPA 624	11/9/2004 8:36	THP
Toluene	< 5.0	µg/L	5.0	EPA 624	11/9/2004 8:36	THP
trans-1,3-Dichloropropene	< 5.0	µg/L	5.0	EPA 624	11/9/2004 8:36	THP
1,1,2-Trichloroethane	< 5.0	µg/L	5.0	EPA 624	11/9/2004 8:36	THP
Tetrachloroethene	< 5.0	µg/L	5.0	EPA 624	11/9/2004 8:36	THP
Dibromochloromethane	< 5.0	µg/L	5.0	EPA 624	11/9/2004 8:36	THP
Chlorobenzene	< 5.0	µg/L	5.0	EPA 624	11/9/2004 8:36	THP

Microbac Laboratories, Inc. Gascoyne Division- laboratory accreditations: Maryland 109, Virginia 00152, New Jersey MD637, Pennsylvania 68-339, New York 11158, A2LA 410.01, AIHA 100491. A copy of Chain of Custody and Terms Condition is attached



Microbac Laboratories, Inc.

Gascoyne Division

Phone: 410-633-1800

Fax: 410-633-6553

www.gascoyne.com

www.microbac.com

2101 Van Deman Street • Baltimore, MD 21224

CERTIFICATE OF ANALYSIS

Page 5 of 8

AG/GFI Hampstead
133 Pearl Street
Boston, MA 02110
Attn: Henry Suominen
Project: Hampstead-Monthly

Report No: 0411105
Date Received: 11/3/2004
Date Reported: 11/18/2004

Test	Result	Units	Reporting Limit	Method	Date/Time of Analysis	Analyst
Ethylbenzene	< 5.0	µg/L	5.0	EPA 624	11/9/2004 8:36	THP
Bromoform	< 5.0	µg/L	5.0	EPA 624	11/9/2004 8:36	THP
1,1,2,2-Tetrachloroethane	< 5.0	µg/L	5.0	EPA 624	11/9/2004 8:36	THP
1,3-Dichlorobenzene	< 5.0	µg/L	5.0	EPA 624	11/9/2004 8:36	THP
1,4-Dichlorobenzene	< 5.0	µg/L	5.0	EPA 624	11/9/2004 8:36	THP
1,2-Dichlorobenzene	< 5.0	µg/L	5.0	EPA 624	11/9/2004 8:36	THP
Lab ID: 0411105-005			Collection Date: 11/3/2004 11:32:00 AM			
Client Sample ID: Outfall 101			Matrix: WASTEWATER			
<u>Fecal Coliform</u>						
Fecal Coliforms	< 2.0	MPN/100ml	2.0	SM 18 9221 E	11/3/2004 15:30	RED



Microbac Laboratories, Inc.

Gascoyne Division

Phone: 410-633-1800
 Fax: 410-633-6553
 www.gascoyne.com

2101 Van Deman Street • Baltimore, MD 21224
CERTIFICATE OF ANALYSIS

Page 2 of 8

AG/GFI Hampstead
 133 Pearl Street
 Suite 400
 Boston, MA 02110
 Attn: Henry Suominen

Report No: 0412016
 Date Received: 12/1/2004
 Date Reported: 12/17/2004

Project: Hampstead-Monthly

Test	Result	Units	Reporting Limit	Method	Date/Time of Analysis	Analyst
Lab ID: 0412016-002		Collection Date: 12/1/2004 10:45:00 AM				
Client Sample ID: Air Stripper 2 (Pre)		Matrix: WASTEWATER				
<u>Volatile Organic Compounds</u>						
Chloromethane	< 10	µg/L	10	EPA 624	12/6/2004 13:21	THP
Vinyl chloride	< 10	µg/L	10	EPA 624	12/6/2004 13:21	THP
Bromomethane	< 10	µg/L	10	EPA 624	12/6/2004 13:21	THP
Chloroethane	< 10	µg/L	10	EPA 624	12/6/2004 13:21	THP
Acrolein	< 100	µg/L	100	EPA 624	12/6/2004 13:21	THP
1,1-Dichloroethene	< 5.0	µg/L	5.0	EPA 624	12/6/2004 13:21	THP
Methylene chloride	< 5.0	µg/L	5.0	EPA 624	12/6/2004 13:21	THP
Acrylonitrile	< 100	µg/L	100	EPA 624	12/6/2004 13:21	THP
trans-1,2-Dichloroethene	< 5.0	µg/L	5.0	EPA 624	12/6/2004 13:21	THP
1,1-Dichloroethane	< 5.0	µg/L	5.0	EPA 624	12/6/2004 13:21	THP
Chloroform	< 5.0	µg/L	5.0	EPA 624	12/6/2004 13:21	THP
1,1,1-Trichloroethane	< 5.0	µg/L	5.0	EPA 624	12/6/2004 13:21	THP
Carbon tetrachloride	< 5.0	µg/L	5.0	EPA 624	12/6/2004 13:21	THP
Benzene	< 5.0	µg/L	5.0	EPA 624	12/6/2004 13:21	THP
1,2-Dichloroethane	< 5.0	µg/L	5.0	EPA 624	12/6/2004 13:21	THP
Trichloroethene	160	µg/L	5.0	EPA 624	12/6/2004 13:21	THP
1,2-Dichloropropane	< 5.0	µg/L	5.0	EPA 624	12/6/2004 13:21	THP
Bromodichloromethane	< 5.0	µg/L	5.0	EPA 624	12/6/2004 13:21	THP
2-Chloroethyl vinyl ether	< 10	µg/L	10	EPA 624	12/6/2004 13:21	THP
cis-1,3-Dichloropropene	< 5.0	µg/L	5.0	EPA 624	12/6/2004 13:21	THP
Toluene	< 5.0	µg/L	5.0	EPA 624	12/6/2004 13:21	THP
trans-1,3-Dichloropropene	< 5.0	µg/L	5.0	EPA 624	12/6/2004 13:21	THP
1,1,2-Trichloroethane	< 5.0	µg/L	5.0	EPA 624	12/6/2004 13:21	THP
Tetrachloroethene	63	µg/L	5.0	EPA 624	12/6/2004 13:21	THP
Dibromochloromethane	< 5.0	µg/L	5.0	EPA 624	12/6/2004 13:21	THP
Chlorobenzene	< 5.0	µg/L	5.0	EPA 624	12/6/2004 13:21	THP
Ethylbenzene	< 5.0	µg/L	5.0	EPA 624	12/6/2004 13:21	THP
Bromoform	< 5.0	µg/L	5.0	EPA 624	12/6/2004 13:21	THP
1,1,2,2-Tetrachloroethane	< 5.0	µg/L	5.0	EPA 624	12/6/2004 13:21	THP
1,3-Dichlorobenzene	< 5.0	µg/L	5.0	EPA 624	12/6/2004 13:21	THP
1,4-Dichlorobenzene	< 5.0	µg/L	5.0	EPA 624	12/6/2004 13:21	THP
1,2-Dichlorobenzene	< 5.0	µg/L	5.0	EPA 624	12/6/2004 13:21	THP



Microbac Laboratories, Inc.

Gascoyne Division

Phone: 410-633-1800

Fax: 410-633-6553

www.gascoyne.com

2101 Van Deman Street • Baltimore, MD 21224

CERTIFICATE OF ANALYSIS

Page 3 of 8

AG/GFI Hampstead
133 Pearl Street
Suite 400
Boston, MA 02110

Report No: 0412016

Date Received: 12/1/2004

Date Reported: 12/17/2004

Attn: Henry Suominen

Project: Hampstead-Monthly

Test	Result	Units	Reporting Limit	Method	Date/Time of Analysis	Analyst
Lab ID: 0412016-003		Collection Date: 12/1/2004 10:46:00 AM				
Client Sample ID: Outfall 201 (Post)		Matrix: WASTEWATER				
<u>Volatile Organic Compounds</u>						
Chloromethane	< 10	µg/L	10	EPA 624	12/6/2004 13:53	THP
Vinyl chloride	< 10	µg/L	10	EPA 624	12/6/2004 13:53	THP
Bromomethane	< 10	µg/L	10	EPA 624	12/6/2004 13:53	THP
Chloroethane	< 10	µg/L	10	EPA 624	12/6/2004 13:53	THP
Acrolein	< 100	µg/L	100	EPA 624	12/6/2004 13:53	THP
1,1-Dichloroethene	< 5.0	µg/L	5.0	EPA 624	12/6/2004 13:53	THP
Methylene chloride	< 5.0	µg/L	5.0	EPA 624	12/6/2004 13:53	THP
Acrylonitrile	< 100	µg/L	100	EPA 624	12/6/2004 13:53	THP
trans-1,2-Dichloroethene	< 5.0	µg/L	5.0	EPA 624	12/6/2004 13:53	THP
1,1-Dichloroethane	< 5.0	µg/L	5.0	EPA 624	12/6/2004 13:53	THP
Chloroform	< 5.0	µg/L	5.0	EPA 624	12/6/2004 13:53	THP
1,1,1-Trichloroethane	< 5.0	µg/L	5.0	EPA 624	12/6/2004 13:53	THP
Carbon tetrachloride	< 5.0	µg/L	5.0	EPA 624	12/6/2004 13:53	THP
Benzene	< 5.0	µg/L	5.0	EPA 624	12/6/2004 13:53	THP
1,2-Dichloroethane	< 5.0	µg/L	5.0	EPA 624	12/6/2004 13:53	THP
Trichloroethene	< 5.0	µg/L	5.0	EPA 624	12/6/2004 13:53	THP
1,2-Dichloropropane	< 5.0	µg/L	5.0	EPA 624	12/6/2004 13:53	THP
Bromodichloromethane	< 5.0	µg/L	5.0	EPA 624	12/6/2004 13:53	THP
2-Chloroethyl vinyl ether	< 10	µg/L	10	EPA 624	12/6/2004 13:53	THP
cis-1,3-Dichloropropene	< 5.0	µg/L	5.0	EPA 624	12/6/2004 13:53	THP
Toluene	< 5.0	µg/L	5.0	EPA 624	12/6/2004 13:53	THP
trans-1,3-Dichloropropene	< 5.0	µg/L	5.0	EPA 624	12/6/2004 13:53	THP
1,1,2-Trichloroethane	< 5.0	µg/L	5.0	EPA 624	12/6/2004 13:53	THP
Tetrachloroethene	< 5.0	µg/L	5.0	EPA 624	12/6/2004 13:53	THP
Dibromochloromethane	< 5.0	µg/L	5.0	EPA 624	12/6/2004 13:53	THP
Chlorobenzene	< 5.0	µg/L	5.0	EPA 624	12/6/2004 13:53	THP
Ethylbenzene	< 5.0	µg/L	5.0	EPA 624	12/6/2004 13:53	THP
Bromoform	< 5.0	µg/L	5.0	EPA 624	12/6/2004 13:53	THP
1,1,2,2-Tetrachloroethane	< 5.0	µg/L	5.0	EPA 624	12/6/2004 13:53	THP
1,3-Dichlorobenzene	< 5.0	µg/L	5.0	EPA 624	12/6/2004 13:53	THP
1,4-Dichlorobenzene	< 5.0	µg/L	5.0	EPA 624	12/6/2004 13:53	THP
1,2-Dichlorobenzene	< 5.0	µg/L	5.0	EPA 624	12/6/2004 13:53	THP

**APPENDIX D
GROUNDWATER ANALYTICAL DATA PACKAGE
(NOVEMBER 2004)**



January 6, 2005

Gregg Flasiniski
Weston Solutions, Inc
1400 Weston Way
West Chester, PA 19380

**Reference: Analytical Data
Black & Decker - 0411L285**


Dear Mr. Flasiniski:

Lionville Laboratory Incorporated (LvLI) is pleased to deliver the following analytical data reports:

RFW Batch #	Date Received	Fraction
0411L285	11.24.04	Volatiles

If you have any questions please contact me at 610-280-3076.

Sincerely,


Lionville Laboratory Incorporated

Mark D. Haslett
Project Manager

Enclosure

Lionville Laboratory, Inc.
 VOA ANALYTICAL DATA PACKAGE FOR
 BLACK & DECKER

DATE RECEIVED: 11/24/04

LVL LOT # :0411L285

CLIENT ID	LVL #	MTX	PREP #	COLLECTION	EXTR/PREP	ANALYSIS
EW-2	001	W	04LVG381	11/23/04	N/A	12/07/04
EW-3	002	W	04LVG380	11/23/04	N/A	12/06/04
EW-4	003	W	04LVG381	11/23/04	N/A	12/07/04
EW-4	003	R1	W 04LVG380	11/23/04	N/A	12/06/04
EW-5	004	W	04LVG380	11/23/04	N/A	12/06/04
EW-5	004	R1	W 04LVG381	11/23/04	N/A	12/07/04
EW-6	005	W	04LVG381	11/23/04	N/A	12/07/04
EW-7	006	W	04LVG381	11/23/04	N/A	12/07/04
EW-8	007	W	04LVG381	11/23/04	N/A	12/07/04
EW-9	008	W	04LVG381	11/23/04	N/A	12/07/04
EW-9	008	MS	W 04LVG381	11/23/04	N/A	12/07/04
EW-9	008	MSD	W 04LVG381	11/23/04	N/A	12/07/04
EW-9 DUP	009	W	04LVG381	11/23/04	N/A	12/07/04
EW-10	010	W	04LVG381	11/23/04	N/A	12/07/04
RFW-1A	011	W	04LVG380	11/22/04	N/A	12/06/04
RFW-1B	012	W	04LVG380	11/23/04	N/A	12/06/04
RFW-2A	013	W	04LVG380	11/22/04	N/A	12/06/04
RFW-2B	014	W	04LVG378	11/22/04	N/A	12/03/04
RFW-3B	015	W	04LVG378	11/22/04	N/A	12/03/04
RFW-4A	016	W	04LVG380	11/22/04	N/A	12/06/04
RFW-4A DUP	017	W	04LVG380	11/22/04	N/A	12/06/04
RFW-4B	018	W	04LVG378	11/22/04	N/A	12/03/04
RFW-4B	018	R1	W 04LVG380	11/22/04	N/A	12/06/04
RFW-6	019	W	04LVG378	11/23/04	N/A	12/03/04
RFW-6	019	R1	W 04LVG380	11/23/04	N/A	12/06/04
RFW-7	020	W	04LVG380	11/22/04	N/A	12/06/04
RFW-9	021	W	04LVG378	11/23/04	N/A	12/04/04
RFW-9	021	R1	W 04LVG380	11/23/04	N/A	12/06/04
RFW-11B	022	W	04LVG380	11/23/04	N/A	12/06/04
RFW-12B	023	W	04LVG380	11/23/04	N/A	12/06/04
RFW-12B	023	MS	W 04LVG381	11/23/04	N/A	12/07/04
RFW-12B	023	MSD	W 04LVG381	11/23/04	N/A	12/07/04
RFW-13	024	W	04LVK285	11/22/04	N/A	12/02/04
RFW-17	025	W	04LVK285	11/22/04	N/A	12/02/04
RFW-20	026	W	04LVK285	11/23/04	N/A	12/01/04
RFW-21	027	W	04LVK285	11/22/04	N/A	12/01/04
HAMP-22	028	W	04LVK285	11/23/04	N/A	12/01/04
HAMP-23	029	W	04LVK285	11/23/04	N/A	12/01/04

Lionville Laboratory, Inc.
VOA ANALYTICAL DATA PACKAGE FOR
BLACK & DECKER

DATE RECEIVED: 11/24/04

LVL LOT # :0411L285

CLIENT ID	LVL #	MTX	PREP #	COLLECTION	EXTR/PREP	ANALYSIS
LEISTER-1	030	W	04LVK285	11/23/04	N/A	12/01/04
LEISTER-DAIRY	031	W	04LVK285	11/23/04	N/A	12/01/04
TRIP BLANK	032	W	04LVK285	11/22/04	N/A	12/01/04

LAB QC:

VBLKFK	MB1	W	04LVG381	N/A	N/A	12/07/04
VBLKFK	MB1 BS	W	04LVG381	N/A	N/A	12/07/04
VBLKFJ	MB1	W	04LVG380	N/A	N/A	12/06/04
VBLKFJ	MB1 BS	W	04LVG380	N/A	N/A	12/06/04
VBLKFI	MB1	W	04LVG378	N/A	N/A	12/03/04
VBLKPH	MB1	W	04LVK285	N/A	N/A	12/01/04
VBLKPH	MB1 BS	W	04LVK285	N/A	N/A	12/01/04

00000002



Case Narrative

Client: BLACK & DECKER
LVL #: 0411L285

W.O. #: 02501-004-002-0200-00
Date Received: 11-24-2004

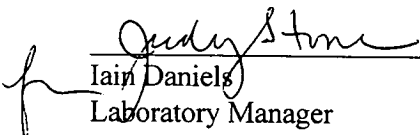
GC/MS VOLATILE

Thirty-two (32) water samples were collected on 11-22,23-2004.

The samples and their associated QC samples were analyzed according to criteria set forth in Lionville Laboratory SOPs based on SW 846 Method 8260B for TCL Volatile target compounds on 12-01,02,03,04,06,07-2004.

The following is a summary of the QC results accompanying the sample results and a description of any problems encountered during their analyses:

1. All results presented in this report are derived from samples that met LvLI's sample acceptance policy.
2. The required holding time for analysis was met.
3. Non-target compounds were detected in the samples.
4. Several samples required 2 to 25-fold dilution due to high levels of target compounds.
5. Eleven (11) of one hundred forty-four (144) surrogate recoveries were outside acceptance criteria. The analyses of associated matrix spike samples fulfill the reanalysis requirement of sample RFW-12B. Other out of criteria samples EW-4, EW-5, RFW-4B, RFW-6 and RFW-9 were reanalyzed on 12-06,07-2004 and reported.
6. All matrix spike recoveries were within acceptance criteria.
7. All blank spike recoveries were within acceptance criteria.
8. All method blanks with the exception of 04LVK285-MB1 contained the common laboratory contaminant Methylene chloride at levels less than the CRQL.
9. All internal standard area and retention time criteria were met.
10. Manual integrations are performed according to SOP QA-125 to produce quality data with the utmost integrity. All manual integrations are required to be technically valid and properly documented. Appropriate technical flags are defined in the Glossary ("Technical Flags For Manual Integration").


Iain Daniels
Laboratory Manager
Lionville Laboratory Incorporated

1/6/05
Date

som\group\data\bna\black-decker\0411-285.doc

The results presented in this report relate only to the analytical testing and conditions of the samples at receipt and during storage. All pages of this report are integral parts of the analytical data. Therefore, this report should only be reproduced in its entirety of 7 2 pages.

GLOSSARY

DATA QUALIFIERS

- U** = Compound was analyzed for but not detected. The associated numerical value is the estimated sample quantitation limit which is included and corrected for dilution and percent moisture.
- J** = Indicates an estimated value. This flag is used under the following circumstances: 1) when estimating a concentration for tentatively identified compounds (TICs) where a 1:1 response is assumed; or 2) when the mass spectral data indicate the presence of a compound that meets the identification criteria but the result is less than the specified detection limit but greater than zero. For example, if the limit of detection is 10 ug/L and a concentration of 3 ug/L is calculated, it is reported as 3J.
- B** = This flag is used when the analyte is found in the associated blank as well as in the sample. It indicates possible/probable blank contamination. This flag is also used for a TIC as well as for a positively identified TCL compound.
- E** = Indicates that the compound was detected beyond the calibration range and was subsequently analyzed at a dilution.
- D** = Identifies all compounds identified in an analysis at a secondary dilution factor.
- I** = Interference.
- NQ** = Result qualitatively confirmed but not able to quantify.
- N** = Indicates presumptive evidence of a compound. This flag is only used for tentatively identified compounds (TICs), where the identification is based on a mass spectral library search. It is applied to all TIC results. For generic characterization of a TIC, such as chlorinated hydrocarbon, the N code is not used.
- X** = This flag is used for a TIC compound which is quantified relative to a response factor generated from a daily calibration standard (rather than quantified relative to the closest internal standard).
- Y** = Additional qualifiers used as required are explained in the case narrative.

sb10-03gloss.doc



00000001

GLOSSARY

ABBREVIATIONS

- BS** = Indicates blank spike in which reagent grade water is spiked with the CLP matrix spike solutions and carried through all the steps in the method. Spike recoveries are reported.
- BSD** = Indicates blank spike duplicate.
- MS** = Indicates matrix spike.
- MSD** = Indicates matrix spike duplicate.
- DL** = Suffix added to sample number to indicate that results are from a diluted analysis.
- NA** = Not Applicable.
- DF** = Dilution Factor.
- NR** = Not Required.
- SP, Z** = Indicates Spiked Compound.

sb\10-03\gloss.doc



TECHNICAL FLAGS FOR MANUAL INTEGRATION

Manual quan modifications or integrations are performed routinely to improve the data quality for a variety of technical reasons. Documentation of these modifications should be clear and concise. The following 'flags' are used to indicate the technical reasons for quan modifications:

- MP - **Missed Peak:** Manually added peak not found by automatic quan program.
- PA - **Peak Assignment:** Quan report was changed to reflect correct peak assignment.
- RI - **Routine Integration:** Routine integrations are performed for some analytes that are consistently integrated improperly by the automatic integration programs. Examples are the Dichlorobenzene isomers on the VOA packed column and Benzo (b) fluoranthene /Benzo (k) fluoranthene which are poorly resolve on the BNA column.
- SP - **Split Peak:** The automatic integration improperly split the peak; a manual integration was performed to get the correct area.
- CB - **Co-elution/ Background:** Peak was manually integrated to eliminate contribution from co-eluting compounds, background signal, or other interference.
- PI - **Proper Integration:** A peak with poor or inconsistent integration (i.e., excessive tail) was properly integrated manually.

LVL-21-21-035/A-08/93



0000000000

Lionville Laboratory, Inc.

Volatiles by GC/MS, HSL List

Report Date: 12/22/04 12:05

RFW Batch Number: 0411L285

Client: BLACK & DECKER

Work Order: 02501004002 Page: 1a

	Cust ID:	EW-2	EW-3	EW-4	EW-4	EW-5	EW-5
Sample Information	RFW#:	001	002	003	003	004	004
	Matrix:	WATER	WATER	WATER	WATER	WATER	WATER
	D.F.:	10.0	2.00	10.0	25.0	5.00	5.00
	Units:	ug/L	ug/L	ug/L	ug/L	ug/L	ug/L
					REPREP		REPREP
Surrogate	Toluene-d8	108 %	100 %	102 %	106 %	106 %	106 %
Recovery	Bromofluorobenzene	106 %	97 %	99 %	99 %	104 %	108 %
	1,2-Dichloroethane-d4	125 %	125 %	131 * %	134 * %	129 * %	130 * %
=====fl=====fl=====fl=====fl=====fl=====fl=====fl=====							
Chloromethane		100 U	20 U	100 U	250 U	50 U	50 U
Bromomethane		100 U	20 U	100 U	250 U	50 U	50 U
Vinyl Chloride		100 U	20 U	100 U	250 U	50 U	50 U
Chloroethane		100 U	20 U	100 U	250 U	50 U	50 U
Methylene Chloride		18 JB	5 JB	28 JB	120 BJ	13 JB	9 JB
Acetone		100 U	20 U	100 U	250 U	50 U	50 U
Carbon Disulfide		50 U	10 U	50 U	120 U	25 U	25 U
1,1-Dichloroethene		50 U	10 U	50 U	120 U	25 U	25 U
1,1-Dichloroethane		50 U	10 U	50 U	120 U	25 U	25 U
1,2-Dichloroethene (total)		50 U	10 U	50 U	120 U	25 U	25 U
Chloroform		50 U	10 U	50 U	120 U	25 U	25 U
1,2-Dichloroethane		50 U	10 U	50 U	120 U	25 U	25 U
2-Butanone		100 U	20 U	100 U	250 U	50 U	50 U
1,1,1-Trichloroethane		50 U	10 U	50 U	120 U	25 U	25 U
Carbon Tetrachloride		50 U	10 U	50 U	120 U	25 U	25 U
Bromodichloromethane		50 U	10 U	50 U	120 U	25 U	25 U
1,2-Dichloropropane		50 U	10 U	50 U	120 U	25 U	25 U
cis-1,3-Dichloropropene		50 U	10 U	50 U	120 U	25 U	25 U
Trichloroethene		620	200	1900	1400	420	400
Dibromochloromethane		50 U	10 U	50 U	120 U	25 U	25 U
1,1,2-Trichloroethane		50 U	10 U	50 U	120 U	25 U	25 U
Benzene		50 U	10 U	50 U	120 U	25 U	25 U
Trans-1,3-Dichloropropene		50 U	10 U	50 U	120 U	25 U	25 U
Bromoform		50 U	10 U	50 U	120 U	25 U	25 U
4-Methyl-2-pentanone		100 U	20 U	100 U	250 U	50 U	50 U
2-Hexanone		100 U	20 U	100 U	250 U	50 U	50 U
Tetrachloroethene		68	10 U	50 U	120 U	25 U	25 U
1,1,2,2-Tetrachloroethane		50 U	10 U	50 U	120 U	25 U	25 U
Toluene		50 U	10 U	50 U	120 U	25 U	25 U

*= Outside of EPA CLP QC limits.

Lionville Laboratory, Inc.

Volatiles by GC/MS, HSL List

Report Date: 12/22/04 12:05

RFW Batch Number: 0411L285

Client: BLACK & DECKER

Work Order: 02501004002 Page: 2a

Sample Information	Cust ID:	EW-6	EW-7	EW-8	EW-9	EW-9	EW-9
	RFW#:	005	006	007	008	008 MS	008 MSD
	Matrix:	WATER	WATER	WATER	WATER	WATER	WATER
	D.F.:	1.00	1.00	1.00	2.00	2.00	2.00
	Units:	ug/L	ug/L	ug/L	ug/L	ug/L	ug/L
Surrogate	Toluene-d8	100 %	101 %	104 %	103 %	102 %	101 %
Recovery	Bromofluorobenzene	98 %	101 %	101 %	108 %	100 %	101 %
	1,2-Dichloroethane-d4	122 %	125 %	116 %	121 %	122 %	122 %
=====fl=====fl=====fl=====fl=====fl=====fl=====fl=====							
Chloromethane		10 U	10 U	10 U	20 U	20 U	20 U
Bromomethane		10 U	10 U	10 U	20 U	20 U	20 U
Vinyl Chloride		10 U	10 U	10 U	20 U	20 U	20 U
Chloroethane		10 U	10 U	10 U	20 U	20 U	20 U
Methylene Chloride		2 JB	2 JB	1 JB	4 JB	3 JB	3 JB
Acetone		10 U	10 U	10 U	20 U	20 U	20 U
Carbon Disulfide		5 U	5 U	5 U	10 U	10 U	10 U
1,1-Dichloroethene		5 U	5 U	5 U	10 U	105 %	99 %
1,1-Dichloroethane		5 U	5 U	5 U	10 U	10 U	10 U
1,2-Dichloroethene (total)		5 U	6	18	10 U	10 U	10 U
Chloroform		5 U	5 U	5 U	10 U	10 U	10 U
1,2-Dichloroethane		5 U	5 U	5 U	10 U	10 U	10 U
2-Butanone		10 U	10 U	10 U	20 U	20 U	20 U
1,1,1-Trichloroethane		5 U	5 U	5 U	10 U	10 U	10 U
Carbon Tetrachloride		5 U	5 U	5 U	10 U	10 U	10 U
Bromodichloromethane		5 U	5 U	5 U	10 U	10 U	10 U
1,2-Dichloropropane		5 U	5 U	5 U	10 U	10 U	10 U
cis-1,3-Dichloropropene		5 U	5 U	5 U	10 U	10 U	10 U
Trichloroethene		8	6	10	10 U	103 %	103 %
Dibromochloromethane		5 U	5 U	5 U	10 U	10 U	10 U
1,1,2-Trichloroethane		5 U	5 U	5 U	10 U	10 U	10 U
Benzene		5 U	5 U	5 U	10 U	101 %	98 %
Trans-1,3-Dichloropropene		5 U	5 U	5 U	10 U	10 U	10 U
Bromoform		5 U	5 U	5 U	10 U	10 U	10 U
4-Methyl-2-pentanone		10 U	10 U	10 U	20 U	20 U	20 U
2-Hexanone		10 U	10 U	10 U	20 U	20 U	20 U
Tetrachloroethene		21	11	73	270	260	260
1,1,2,2-Tetrachloroethane		5 U	5 U	5 U	10 U	10 U	10 U
Toluene		5 U	5 U	5 U	10 U	104 %	102 %

*= Outside of EPA CLP QC limits.

68989899

	Cust ID:	EW-6	EW-7	EW-8	EW-9	EW-9	EW-9
	RFW#:	005	006	007	008	008 MS	008 MSD
Chlorobenzene		5 U	5 U	5 U	10 U	104 %	101 %
Ethylbenzene		5 U	5 U	5 U	10 U	10 U	10 U
Styrene		5 U	5 U	5 U	10 U	10 U	10 U
Xylene (total)		5 U	5 U	5 U	10 U	10 U	10 U

*= Outside of EPA CLP QC limits.

0000000000

Lionville Laboratory, Inc.

Volatiles by GC/MS, HSL List

Report Date: 12/22/04 12:05

RFW Batch Number: 0411L285

Client: BLACK & DECKER

Work Order: 02501004002 Page: 3a

Sample Information	Cust ID:	EW-9 DUP	EW-10	RFW-1A	RFW-1B	RFW-2A	RFW-2B
	RFW#:	009	010	011	012	013	014
	Matrix:	WATER	WATER	WATER	WATER	WATER	WATER
	D.F.:	2.00	1.00	1.00	1.00	1.00	1.00
	Units:	ug/L	ug/L	ug/L	ug/L	ug/L	ug/L
Surrogate	Toluene-d8	101 %	102 %	104 %	104 %	104 %	99 %
Recovery	Bromofluorobenzene	96 %	99 %	98 %	106 %	102 %	98 %
	1,2-Dichloroethane-d4	116 %	121 %	118 %	125 %	119 %	121 %
		-----fl	-----fl	-----fl	-----fl	-----fl	-----fl
Chloromethane		20 U	10 U	10 U	10 U	10 U	10 U
Bromomethane		20 U	10 U	10 U	10 U	10 U	10 U
Vinyl Chloride		20 U	10 U	10 U	10 U	10 U	10 U
Chloroethane		20 U	10 U	10 U	10 U	10 U	10 U
Methylene Chloride		2 JB	2 JB	3 JB	1 JB	1 JB	4 JB
Acetone		20 U	10 U	10 U	10 U	10 U	10 U
Carbon Disulfide		10 U	5 U	5 U	5 U	5 U	5 U
1,1-Dichloroethene		10 U	5 U	5 U	5 U	5 U	5 U
1,1-Dichloroethane		10 U	5 U	5 U	5 U	5 U	5 U
1,2-Dichloroethene (total)		10 U	5 U	5 U	5 U	5 U	5 U
Chloroform		10 U	5 U	5 U	5 U	5 U	5 U
1,2-Dichloroethane		10 U	5 U	5 U	5 U	5 U	5 U
2-Butanone		20 U	10 U	10 U	10 U	10 U	10 U
1,1,1-Trichloroethane		10 U	5 U	5 U	5 U	5 U	5 U
Carbon Tetrachloride		10 U	5 U	5 U	5 U	5 U	5 U
Bromodichloromethane		10 U	5 U	5 U	5 U	5 U	5 U
1,2-Dichloropropane		10 U	5 U	5 U	5 U	5 U	5 U
cis-1,3-Dichloropropene		10 U	5 U	5 U	5 U	5 U	5 U
Trichloroethene		10 U	5 U	5 U	5 U	5 U	5 U
Dibromochloromethane		10 U	5 U	5 U	5 U	5 U	5 U
1,1,2-Trichloroethane		10 U	5 U	5 U	5 U	5 U	5 U
Benzene		10 U	5 U	5 U	5 U	5 U	5 U
Trans-1,3-Dichloropropene		10 U	5 U	5 U	5 U	5 U	5 U
Bromoform		10 U	5 U	5 U	5 U	5 U	5 U
4-Methyl-2-pentanone		20 U	10 U	10 U	10 U	10 U	10 U
2-Hexanone		20 U	10 U	10 U	10 U	10 U	10 U
Tetrachloroethene		220	16	5 U	5 U	5 U	5 U
1,1,2,2-Tetrachloroethane		10 U	5 U	5 U	5 U	5 U	5 U
Toluene		10 U	5 U	5 U	5 U	5 U	5 U

*= Outside of EPA CLP QC limits.

00000011

Cust ID: EW-9 DUP

EW-10

RFW-1A

RFW-1B

RFW-2A

RFW-2B

RFW#:

009

010

011

012

013

014

Chlorobenzene	10	U
Ethylbenzene	10	U
Styrene	10	U
Xylene (total)	10	U

10 U

5 U

5 U

5 U

5 U

5 U

10 U

5 U

5 U

5 U

5 U

5 U

10 U

5 U

5 U

5 U

5 U

5 U

*= Outside of EPA CLP QC limits.

00000012

Cust ID: RFW-3B RFW-4A RFW-4A DUP RFW-4B RFW-4B RFW-6

RFW#:	015	016	017	018	018	019
					REPREP	
Chlorobenzene	5 U	5 U	5 U	5 U	5 U	5 U
Ethylbenzene	5 U	5 U	5 U	5 U	5 U	5 U
Styrene	5 U	5 U	5 U	5 U	5 U	5 U
Xylene (total)	5 U	5 U	5 U	5 U	5 U	5 U

*= Outside of EPA CLP QC limits.

P10000000

Cust ID: RFW-6 RFW-7 RFW-9 RFW-9 RFW-11B RFW-12B

RFW#:	019	020	021	021	022	023
	REPREP			REPREP		
Chlorobenzene	5 U	5 U	5 U	5 U	5 U	25 U
Ethylbenzene	5 U	5 U	5 U	5 U	5 U	25 U
Styrene	5 U	5 U	5 U	5 U	5 U	25 U
Xylene (total)	5 U	5 U	5 U	5 U	5 U	25 U

*= Outside of EPA CLP QC limits.

00000010

Lionville Laboratory, Inc.

Volatiles by GC/MS, HSL List

Report Date: 12/22/04 12:05

RFW Batch Number: 0411L285

Client: BLACK & DECKER

Work Order: 02501004002 Page: 6a

Cust ID:	RFW-12B	RFW-12B	RFW-13	RFW-17	RFW-20	RFW-21
Sample RFW#:	023 MS	023 MSD	024	025	026	027
Information Matrix:	WATER	WATER	WATER	WATER	WATER	WATER
D.F.:	5.00	5.00	1.00	1.00	1.00	1.00
Units:	ug/L	ug/L	ug/L	ug/L	ug/L	ug/L
Toluene-d8	104 %	101 %	93 %	96 %	95 %	96 %
Surrogate Bromofluorobenzene	99 %	97 %	100 %	103 %	101 %	101 %
Recovery 1,2-Dichloroethane-d4	125 %	121 %	92 %	90 %	92 %	91 %
=====fl=====fl=====fl=====fl=====fl=====fl=====						
Chloromethane	50 U	50 U	10 U	10 U	10 U	10 U
Bromomethane	50 U	50 U	10 U	10 U	10 U	10 U
Vinyl Chloride	50 U	50 U	10 U	10 U	10 U	10 U
Chloroethane	50 U	50 U	10 U	10 U	10 U	10 U
Methylene Chloride	7 JB	8 JB	5 U	5 U	5 U	5 U
Acetone	50 U	50 U	10 U	10 U	10 U	10 U
Carbon Disulfide	25 U	25 U	5 U	5 U	5 U	5 U
1,1-Dichloroethene	94 %	98 %	5 U	5 U	5 U	5 U
1,1-Dichloroethane	25 U	25 U	5 U	5 U	5 U	5 U
1,2-Dichloroethene (total)	25 U	25 U	5 U	5 U	5 U	5 U
Chloroform	25 U	25 U	5 U	5 U	5 U	5 U
1,2-Dichloroethane	25 U	25 U	5 U	1 J	5 U	5 U
2-Butanone	50 U	50 U	10 U	10 U	10 U	10 U
1,1,1-Trichloroethane	25 U	25 U	5 U	5 U	5 U	5 U
Carbon Tetrachloride	25 U	25 U	5 U	5 U	5 U	5 U
Bromodichloromethane	25 U	25 U	5 U	5 U	5 U	5 U
1,2-Dichloropropane	25 U	25 U	5 U	5 U	5 U	5 U
cis-1,3-Dichloropropene	25 U	25 U	5 U	5 U	5 U	5 U
Trichloroethene	78 %	77 %	15	5 U	5 U	5 U
Dibromochloromethane	25 U	25 U	5 U	5 U	2 J	5 U
1,1,2-Trichloroethane	25 U	25 U	5 U	5 U	5 U	5 U
Benzene	97 %	98 %	5 U	5 U	5 U	5 U
Trans-1,3-Dichloropropene	25 U	25 U	5 U	5 U	5 U	5 U
Bromoform	25 U	25 U	5 U	5 U	5 U	5 U
4-Methyl-2-pentanone	50 U	50 U	10 U	10 U	10 U	10 U
2-Hexanone	50 U	50 U	10 U	10 U	10 U	10 U
Tetrachloroethene	34	34	47	5 U	5 U	5 U
1,1,2,2-Tetrachloroethane	25 U	25 U	5 U	5 U	5 U	5 U
Toluene	101 %	102 %	5 U	5 U	5 U	5 U

*= Outside of EPA CLP QC limits.

1700000017

Cust ID: RFW-12B RFW-12B RFW-13 RFW-17 RFW-20 RFW-21

RFW#: 023 MS 023 MSD 024 025 026 027

Chlorobenzene	100 %	101 %	5 U	5 U	5 U	5 U
Ethylbenzene	25 U	25 U	5 U	5 U	5 U	5 U
Styrene	25 U	25 U	5 U	5 U	5 U	5 U
Xylene (total)	25 U	25 U	5 U	5 U	5 U	5 U

*= Outside of EPA CLP QC limits.

01000000

Lionville Laboratory, Inc.

Volatiles by GC/MS, HSL List

Report Date: 12/22/04 12:05

RFW Batch Number: 0411L285

Client: BLACK & DECKER

Work Order: 02501004002 Page: 7a

Sample Information	Cust ID:	HAMP-22	HAMP-23	LEISTER-1	LEISTER-DAIR	TRIP BLANK	VBLKFK
	RFW#:	028	029	030	031	032	04LVG381-MB1
	Matrix:	WATER	WATER	WATER	WATER	WATER	WATER
	D.F.:	1.00	1.00	1.00	1.00	1.00	1.00
	Units:	ug/L	ug/L	ug/L	ug/L	ug/L	ug/L
Surrogate	Toluene-d8	95 %	98 %	96 %	96 %	95 %	102 %
Recovery	Bromofluorobenzene	101 %	102 %	101 %	105 %	102 %	94 %
	1,2-Dichloroethane-d4	91 %	89 %	92 %	85 %	83 %	114 %
=====fl=====fl=====fl=====fl=====fl=====fl=====fl=====							
Chloromethane		10 U	10 U	10 U	10 U	10 U	10 U
Bromomethane		10 U	10 U	10 U	10 U	10 U	10 U
Vinyl Chloride		10 U	10 U	10 U	10 U	10 U	10 U
Chloroethane		10 U	10 U	10 U	10 U	10 U	10 U
Methylene Chloride		5 U	5 U	5 U	5 U	5	0.9 J
Acetone		10 U	10 U	10 U	10 U	6 J	10 U
Carbon Disulfide		5 U	5 U	5 U	5 U	5 U	5 U
1,1-Dichloroethene		5 U	5 U	5 U	5 U	5 U	5 U
1,1-Dichloroethane		5 U	5 U	5 U	5 U	5 U	5 U
1,2-Dichloroethene (total)		5 U	5 U	5 U	5 U	5 U	5 U
Chloroform		5 U	5 U	5 U	5 U	5 U	5 U
1,2-Dichloroethane		5 U	5 U	5 U	5 U	5 U	5 U
2-Butanone		10 U	10 U	10 U	10 U	10 U	10 U
1,1,1-Trichloroethane		5 U	5 U	5 U	5 U	5 U	5 U
Carbon Tetrachloride		5 U	5 U	5 U	5 U	5 U	5 U
Bromodichloromethane		5 U	5 U	5 U	5 U	5 U	5 U
1,2-Dichloropropane		5 U	5 U	5 U	5 U	5 U	5 U
cis-1,3-Dichloropropene		5 U	5 U	5 U	5 U	5 U	5 U
Trichloroethene		5 U	5 U	5 U	5 U	5 U	5 U
Dibromochloromethane		5 U	5 U	5 U	5 U	5 U	5 U
1,1,2-Trichloroethane		5 U	5 U	5 U	5 U	5 U	5 U
Benzene		5 U	5 U	5 U	5 U	5 U	5 U
Trans-1,3-Dichloropropene		5 U	5 U	5 U	5 U	5 U	5 U
Bromoform		5 U	5 U	5 U	5 U	5 U	5 U
4-Methyl-2-pentanone		10 U	10 U	10 U	10 U	10 U	10 U
2-Hexanone		10 U	10 U	10 U	10 U	10 U	10 U
Tetrachloroethene		5 U	5 U	5 U	5 U	5 U	5 U
1,1,2,2-Tetrachloroethane		5 U	5 U	5 U	5 U	5 U	5 U
Toluene		5 U	5 U	5 U	5 U	5 U	5 U

*= Outside of EPA CLP QC limits.

00000000

Cust ID: HAMP-22 HAMP-23 LEISTER-1 LEISTER-DAIR TRIP BLANK VBLKFK

RFW#: 028 029 030 Y 031 032 04LVG381-MB1

Chlorobenzene	5 U	5 U	5 U	5 U	5 U	5 U
Ethylbenzene	5 U	5 U	5 U	5 U	5 U	5 U
Styrene	5 U	5 U	5 U	5 U	5 U	5 U
Xylene (total)	5 U	5 U	5 U	5 U	5 U	5 U

*= Outside of EPA CLP QC limits.

02501004002

Lionville Laboratory, Inc.
Volatiles by GC/MS, HSL List

RFW Batch Number: 0411L285

Client: BLACK & DECKER

Report Date: 12/22/04 12:05
Work Order: 02501004002 Page: 8a

Sample Information	Cust ID: VBLKFK BS	VBLKFKJ	VBLKFJ BS	VBLKFI	VBLKFKH	VBLKFKH BS
	RFW#: 04LVG381-MB1	04LVG380-MB1	04LVG380-MB1	04LVG378-MB1	04LVK285-MB1	04LVK285-MB1
	Matrix: WATER	WATER	WATER	WATER	WATER	WATER
	D.F.: 1.00	1.00	1.00	1.00	1.00	1.00
	Units: ug/L	ug/L	ug/L	ug/L	ug/L	ug/L
Surrogate	Toluene-d8	99 %	102 %	101 %	101 %	94 %
Recovery	Bromofluorobenzene	97 %	98 %	100 %	99 %	100 %
	1,2-Dichloroethane-d4	118 %	120 %	120 %	121 %	87 %
=====fl=====fl=====fl=====fl=====fl=====fl=====fl=====fl=====fl=====						
Chloromethane		10 U	10 U	10 U	10 U	10 U
Bromomethane		10 U	10 U	10 U	10 U	10 U
Vinyl Chloride		10 U	10 U	10 U	10 U	10 U
Chloroethane		10 U	10 U	10 U	10 U	10 U
Methylene Chloride		5 U	2 J	2 JB	1 J	5 U
Acetone		10 U	10 U	10 U	10 U	10 U
Carbon Disulfide		5 U	5 U	5 U	5 U	5 U
1,1-Dichloroethene		100 %	5 U	98 %	5 U	5 U
1,1-Dichloroethane		5 U	5 U	5 U	5 U	5 U
1,2-Dichloroethene (total)		5 U	5 U	5 U	5 U	5 U
Chloroform		5 U	5 U	5 U	5 U	5 U
1,2-Dichloroethane		5 U	5 U	5 U	5 U	5 U
2-Butanone		10 U	10 U	10 U	10 U	10 U
1,1,1-Trichloroethane		5 U	5 U	5 U	5 U	5 U
Carbon Tetrachloride		5 U	5 U	5 U	5 U	5 U
Bromodichloromethane		5 U	5 U	5 U	5 U	5 U
1,2-Dichloropropane		5 U	5 U	5 U	5 U	5 U
cis-1,3-Dichloropropene		5 U	5 U	5 U	5 U	5 U
Trichloroethene		101 %	5 U	103 %	5 U	5 U
Dibromochloromethane		5 U	5 U	5 U	5 U	5 U
1,1,2-Trichloroethane		5 U	5 U	5 U	5 U	5 U
Benzene		98 %	5 U	98 %	5 U	5 U
Trans-1,3-Dichloropropene		5 U	5 U	5 U	5 U	5 U
Bromoform		5 U	5 U	5 U	5 U	5 U
4-Methyl-2-pentanone		10 U	10 U	10 U	10 U	10 U
2-Hexanone		10 U	10 U	10 U	10 U	10 U
Tetrachloroethene		5 U	5 U	5 U	5 U	5 U
1,1,2,2-Tetrachloroethane		5 U	5 U	5 U	5 U	5 U
Toluene		103 %	5 U	104 %	5 U	5 U

*= Outside of EPA CLP QC limits.

12/22/04 12:05

RFW Batch Number: 0411L285

Client: BLACK & DECKER

Work Order: 02501004002 Page: 8b

Cust ID: VBLKFK BS

VBLKFJ

VBLKFJ BS

VBLKFI

VBLKFH

VBLKFH BS

RFW#: 04LVG381-MB1

04LVG380-MB1

04LVG380-MB1

04LVG378-MB1

04LVK285-MB1

04LVK285-MB1

	103	%	5	U	106	%	5	U	5	U	107	%
Chlorobenzene												
Ethylbenzene	5	U	5	U	5	U	5	U	5	U	5	U
Styrene	5	U	5	U	5	U	5	U	5	U	5	U
Xylene (total)	5	U	5	U	5	U	5	U	5	U	5	U

*= Outside of EPA CLP QC limits.

32888888

1E
VOLATILE ORGANICS ANALYSIS SHEET
TENTATIVELY IDENTIFIED COMPOUNDS

EPA SAMPLE NO.

EW-2

Lab Name: Lionville Labs, Inc. Contract: 02501004002

Lab Code: Lionvi Case No.: _____

SAS No.: _____ SDG No.: _____

Matrix: (soil/water) WATER

Lab Sample ID: 0411L285-001

Sample wt/vol: 5.00 (g/mL) ML

Lab File ID: q120713

Level: (low/med) LOW

Date Received: 11/24/04

% Moisture: not dec. _____

Date Analyzed: 12/07/04

Column: (pack/cap) CAP

Dilution Factor: 10.0

Number TICs found: 0

CONCENTRATION UNITS:
(ug/L or ug/Kg) ug/L

CAS NUMBER	COMPOUND NAME	RT	EST. CONC.	Q
1.				

1E
VOLATILE ORGANICS ANALYSIS SHEET
TENTATIVELY IDENTIFIED COMPOUNDS

EPA SAMPLE NO.

EW-3

Lab Name: Lionville Labs, Inc. Contract: 02501004002

Lab Code: Lionvi Case No.: _____ SAS No.: _____ SDG No.: _____

Matrix: (soil/water) WATER Lab Sample ID: 0411L285-002

Sample wt/vol: 5.00 (g/mL) ML Lab File ID: q120617

Level: (low/med) LOW Date Received: 11/24/04

% Moisture: not dec. _____ Date Analyzed: 12/06/04

Column: (pack/cap) CAP Dilution Factor: 2.00

Number TICs found: 0 CONCENTRATION UNITS:
(ug/L or ug/Kg) ug/L

CAS NUMBER	COMPOUND NAME	RT	EST. CONC.	Q
1.				

1E
VOLATILE ORGANICS ANALYSIS SHEET
TENTATIVELY IDENTIFIED COMPOUNDS

EPA SAMPLE NO.

EW-4

Lab Name: Lionville Labs, Inc. Contract: 02501004002

Lab Code: Lionvi Case No.: _____

SAS No.: _____ SDG No.: _____

Matrix: (soil/water) WATER

Lab Sample ID: 0411L285-003

Sample wt/vol: 5.00 (g/mL) ML

Lab File ID: g120714

Level: (low/med) LOW

Date Received: 11/24/04

% Moisture: not dec. _____

Date Analyzed: 12/07/04

Column: (pack/cap) CAP

Dilution Factor: 10.0

Number TICs found: 0

CONCENTRATION UNITS:
(ug/L or ug/Kg) ug/L

CAS NUMBER	COMPOUND NAME	RT	EST. CONC.	Q
1.				

1E
VOLATILE ORGANICS ANALYSIS SHEET
TENTATIVELY IDENTIFIED COMPOUNDS

EPA SAMPLE NO.

EW-4RE

Lab Name: Lionville Labs, Inc. Contract: 02501004002

Lab Code: Lionvi Case No.: _____

SAS No.: _____ SDG No.: _____

Matrix: (soil/water) WATER

Lab Sample ID: 0411L285-003

Sample wt/vol: 5.00 (g/mL) ML

Lab File ID: q120618

Level: (low/med) LOW

Date Received: 11/24/04

% Moisture: not dec. _____

Date Analyzed: 12/06/04

Column: (pack/cap) CAP

Dilution Factor: 25.0

Number TICs found: 0

CONCENTRATION UNITS:
(ug/L or ug/Kg) ug/L

CAS NUMBER	COMPOUND NAME	RT	EST. CONC.	Q
1.				

1E
VOLATILE ORGANICS ANALYSIS SHEET
TENTATIVELY IDENTIFIED COMPOUNDS

EPA SAMPLE NO.

EW-5

Lab Name: Lionville Labs, Inc. Contract: 02501004002

Lab Code: Lionvi Case No.: _____

SAS No.: _____ SDG No.: _____

Matrix: (soil/water) WATER

Lab Sample ID: 0411L285-004

Sample wt/vol: 5.00 (g/mL) ML

Lab File ID: g120619

Level: (low/med) LOW

Date Received: 11/24/04

% Moisture: not dec. _____

Date Analyzed: 12/06/04

Column: (pack/cap) CAP

Dilution Factor: 5.00

Number TICs found: 0

CONCENTRATION UNITS:
(ug/L or ug/Kg) ug/L

CAS NUMBER	COMPOUND NAME	RT	EST. CONC.	Q
1.				

1E
VOLATILE ORGANICS ANALYSIS SHEET
TENTATIVELY IDENTIFIED COMPOUNDS

EPA SAMPLE NO.

EW-5RE

Lab Name: Lionville Labs, Inc. Contract: 02501004002

Lab Code: Lionvi Case No.: _____ SAS No.: _____ SDG No.: _____

Matrix: (soil/water) WATER Lab Sample ID: 0411L285-004

Sample wt/vol: 5.00 (g/mL) ML Lab File ID: q120715

Level: (low/med) LOW Date Received: 11/24/04

% Moisture: not dec. _____ Date Analyzed: 12/07/04

Column: (pack/cap) CAP Dilution Factor: 5.00

Number TICs found: 0 CONCENTRATION UNITS:
(ug/L or ug/Kg) ug/L

CAS NUMBER	COMPOUND NAME	RT	EST. CONC.	Q
1.				

1E
VOLATILE ORGANICS ANALYSIS SHEET
TENTATIVELY IDENTIFIED COMPOUNDS

EPA SAMPLE NO.

EW-6

Lab Name: Lionville Labs, Inc. Contract: 02501004002

Lab Code: Lionvi Case No.: _____ SAS No.: _____ SDG No.: _____

Matrix: (soil/water) WATER Lab Sample ID: 0411L285-005

Sample wt/vol: 5.00 (g/mL) ML Lab File ID: q120716

Level: (low/med) LOW Date Received: 11/24/04

% Moisture: not dec. _____ Date Analyzed: 12/07/04

Column: (pack/cap) CAP Dilution Factor: 1.00

Number TICs found: 0 CONCENTRATION UNITS:
(ug/L or ug/Kg) ug/L

CAS NUMBER	COMPOUND NAME	RT	EST. CONC.	Q
1.				

1E
VOLATILE ORGANICS ANALYSIS SHEET
TENTATIVELY IDENTIFIED COMPOUNDS

EPA SAMPLE NO.

EW-7

Lab Name: Lionville Labs, Inc. Contract: 02501004002

Lab Code: Lionvi Case No.: _____

SAS No.: _____ SDG No.: _____

Matrix: (soil/water) WATER

Lab Sample ID: 0411L285-006

Sample wt/vol: 5.00 (g/mL) ML

Lab File ID: q120717

Level: (low/med) LOW

Date Received: 11/24/04

% Moisture: not dec. _____

Date Analyzed: 12/07/04

Column: (pack/cap) CAP

Dilution Factor: 1.00

Number TICs found: 0

CONCENTRATION UNITS:
(ug/L or ug/Kg) ug/L

CAS NUMBER	COMPOUND NAME	RT	EST. CONC.	Q
1.				

1E
 VOLATILE ORGANICS ANALYSIS SHEET
 TENTATIVELY IDENTIFIED COMPOUNDS

EPA SAMPLE NO.

EW-8

Lab Name: Lionville Labs, Inc. Contract: 02501004002

Lab Code: Lionvi Case No.: _____

SAS No.: _____ SDG No.: _____

Matrix: (soil/water) WATER

Lab Sample ID: 0411L285-007

Sample wt/vol: 5.00 (g/mL) ML

Lab File ID: g120705

Level: (low/med) LOW

Date Received: 11/24/04

% Moisture: not dec. _____

Date Analyzed: 12/07/04

Column: (pack/cap) CAP

Dilution Factor: 1.00

Number TICs found: 0

CONCENTRATION UNITS:
 (ug/L or ug/Kg) ug/L

CAS NUMBER	COMPOUND NAME	RT	EST. CONC.	Q
1.				

1E
VOLATILE ORGANICS ANALYSIS SHEET
TENTATIVELY IDENTIFIED COMPOUNDS

EPA SAMPLE NO.

EW-9

Lab Name: Lionville Labs, Inc. Contract: 02501004002

Lab Code: Lionvi Case No.: _____

SAS No.: _____ SDG No.: _____

Matrix: (soil/water) WATER

Lab Sample ID: 0411L285-008

Sample wt/vol: 5.00 (g/mL) ML

Lab File ID: q120708

Level: (low/med) LOW

Date Received: 11/24/04

% Moisture: not dec. _____

Date Analyzed: 12/07/04

Column: (pack/cap) CAP

Dilution Factor: 2.00

Number TICs found: 3

CONCENTRATION UNITS:
(ug/L or ug/Kg) ug/L

CAS NUMBER	COMPOUND NAME	RT	EST. CONC.	Q
1.	SILOXANE	16.210	30	J
2.	SILOXANE	19.464	200	J
3.	SILOXANE	21.521	30	J

1E
 VOLATILE ORGANICS ANALYSIS SHEET
 TENTATIVELY IDENTIFIED COMPOUNDS

EPA SAMPLE NO.

EW-9 DUP

Lab Name: Lionville Labs, Inc. Contract: 02501004002

Lab Code: Lionvi Case No.: _____ SAS No.: _____ SDG No.: _____

Matrix: (soil/water) WATER Lab Sample ID: 0411L285-009

Sample wt/vol: 5.00 (g/mL) ML Lab File ID: q120706

Level: (low/med) LOW Date Received: 11/24/04

% Moisture: not dec. _____ Date Analyzed: 12/07/04

Column: (pack/cap) CAP Dilution Factor: 2.00

Number TICs found: 0 CONCENTRATION UNITS:
 (ug/L or ug/Kg) ug/L

CAS NUMBER	COMPOUND NAME	RT	EST. CONC.	Q
1.				

1E
VOLATILE ORGANICS ANALYSIS SHEET
TENTATIVELY IDENTIFIED COMPOUNDS

EPA SAMPLE NO.

EW-10

Lab Name: Lionville Labs, Inc. Contract: 02501004002

Lab Code: Lionvi Case No.: _____

SAS No.: _____ SDG No.: _____

Matrix: (soil/water) WATER

Lab Sample ID: 0411L285-010

Sample wt/vol: 5.00 (g/mL) ML

Lab File ID: g120707

Level: (low/med) LOW

Date Received: 11/24/04

% Moisture: not dec. _____

Date Analyzed: 12/07/04

Column: (pack/cap) CAP

Dilution Factor: 1.00

Number TICs found: 1

CONCENTRATION UNITS:
(ug/L or ug/Kg) ug/L

CAS NUMBER	COMPOUND NAME	RT	EST. CONC.	Q
1.	SILOXANE	21.521	8	J

1E
VOLATILE ORGANICS ANALYSIS SHEET
TENTATIVELY IDENTIFIED COMPOUNDS

EPA SAMPLE NO.

RFW-1A

Lab Name: Lionville Labs, Inc. Contract: 02501004002

Lab Code: Lionvi Case No.: _____

SAS No.: _____ SDG No.: _____

Matrix: (soil/water) WATER

Lab Sample ID: 0411L285-011

Sample wt/vol: 5.00 (g/mL) ML

Lab File ID: q120605

Level: (low/med) LOW

Date Received: 11/24/04

% Moisture: not dec. _____

Date Analyzed: 12/06/04

Column: (pack/cap) CAP

Dilution Factor: 1.00

Number TICs found: 0

CONCENTRATION UNITS:
(ug/L or ug/Kg) ug/L

CAS NUMBER	COMPOUND NAME	RT	EST. CONC.	Q
1.				

1E
VOLATILE ORGANICS ANALYSIS SHEET
TENTATIVELY IDENTIFIED COMPOUNDS

EPA SAMPLE NO.

RFW-1B

Lab Name: Lionville Labs, Inc. Contract: 02501004002

Lab Code: Lionvi Case No.: _____ SAS No.: _____ SDG No.: _____

Matrix: (soil/water) WATER Lab Sample ID: 0411L285-012

Sample wt/vol: 5.00 (g/mL) ML Lab File ID: q120606

Level: (low/med) LOW Date Received: 11/24/04

% Moisture: not dec. _____ Date Analyzed: 12/06/04

Column: (pack/cap) CAP Dilution Factor: 1.00

Number TICs found: 2 CONCENTRATION UNITS:
(ug/L or ug/Kg) ug/L

CAS NUMBER	COMPOUND NAME	RT	EST. CONC.	Q
1.	SILOXANE	16.210	5	J
2.	SILOXANE	19.467	9	J

1E
VOLATILE ORGANICS ANALYSIS SHEET
TENTATIVELY IDENTIFIED COMPOUNDS

EPA SAMPLE NO.

RFW-2A

Lab Name: Lionville Labs, Inc. Contract: 02501004002

Lab Code: Lionvi Case No.: _____

SAS No.: _____ SDG No.: _____

Matrix: (soil/water) WATER

Lab Sample ID: 0411L285-013

Sample wt/vol: 5.00 (g/mL) ML

Lab File ID: g120607

Level: (low/med) LOW

Date Received: 11/24/04

% Moisture: not dec. _____

Date Analyzed: 12/06/04

Column: (pack/cap) CAP

Dilution Factor: 1.00

Number TICs found: 0

CONCENTRATION UNITS:
(ug/L or ug/Kg) ug/L

CAS NUMBER	COMPOUND NAME	RT	EST. CONC.	Q
1.				

1E
VOLATILE ORGANICS ANALYSIS SHEET
TENTATIVELY IDENTIFIED COMPOUNDS

EPA SAMPLE NO.

RFW-2B

Lab Name: Lionville Labs, Inc. Contract: 02501004002

Lab Code: Lionvi Case No.: _____

SAS No.: _____ SDG No.: _____

Matrix: (soil/water) WATER

Lab Sample ID: 0411L285-014

Sample wt/vol: 5.00 (g/mL) ML

Lab File ID: q120313

Level: (low/med) LOW

Date Received: 11/24/04

% Moisture: not dec. _____

Date Analyzed: 12/03/04

Column: (pack/cap) CAP

Dilution Factor: 1.00

Number TICs found: 0

CONCENTRATION UNITS:
(ug/L or ug/Kg) ug/L

CAS NUMBER	COMPOUND NAME	RT	EST. CONC.	Q
1.				

1E
 VOLATILE ORGANICS ANALYSIS SHEET
 TENTATIVELY IDENTIFIED COMPOUNDS

EPA SAMPLE NO.

RFW-3B

Lab Name: Lionville Labs, Inc. Contract: 02501004002

Lab Code: Lionvi Case No.: _____ SAS No.: _____ SDG No.: _____

Matrix: (soil/water) WATER Lab Sample ID: 0411L285-015

Sample wt/vol: 5.00 (g/mL) ML Lab File ID: q120314

Level. (low/med) LOW Date Received: 11/24/04

% Moisture: not dec. _____ Date Analyzed: 12/03/04

Column: (pack/cap) CAP Dilution Factor: 1.00

Number TICs found: 0 CONCENTRATION UNITS:
 (ug/L or ug/Kg) ug/L

CAS NUMBER	COMPOUND NAME	RT	EST. CONC.	Q
1.				

1E
VOLATILE ORGANICS ANALYSIS SHEET
TENTATIVELY IDENTIFIED COMPOUNDS

EPA SAMPLE NO.

RFW-4A

Lab Name: Lionville Labs, Inc. Contract: 02501004002

Lab Code: Lionvi Case No.: _____ SAS No.: _____ SDG No.: _____

Matrix: (soil/water) WATER Lab Sample ID: 0411L285-016

Sample wt/vol: 5.00 (g/mL) ML Lab File ID: q120608

Level: (low/med) LOW Date Received: 11/24/04

% Moisture: not dec. _____ Date Analyzed: 12/06/04

Column: (pack/cap) CAP Dilution Factor: 1.00

Number TICs found: 3 CONCENTRATION UNITS:
(ug/L or ug/Kg) ug/L

CAS NUMBER	COMPOUND NAME	RT	EST. CONC.	Q
1.	SILOXANE	16.210	20	J
2.	SILOXANE	19.464	60	J
3.	SILOXANE	21.518	8	J

1E
VOLATILE ORGANICS ANALYSIS SHEET
TENTATIVELY IDENTIFIED COMPOUNDS

EPA SAMPLE NO.

RFW-4A DUP

Lab Name: Lionville Labs, Inc. Contract: 02501004002

Lab Code: Lionvi Case No.: _____

SAS No.: _____ SDG No.: _____

Matrix: (soil/water) WATER

Lab Sample ID: 0411L285-017

Sample wt/vol: 5.00 (g/mL) ML

Lab File ID: g120609

Level: (low/med) LOW

Date Received: 11/24/04

% Moisture: not dec. _____

Date Analyzed: 12/06/04

Column: (pack/cap) CAP

Dilution Factor: 1.00

Number TICs found: 0

CONCENTRATION UNITS:
(ug/L or ug/Kg) ug/L

CAS NUMBER	COMPOUND NAME	RT	EST. CONC.	Q
1.				

1E
VOLATILE ORGANICS ANALYSIS SHEET
TENTATIVELY IDENTIFIED COMPOUNDS

EPA SAMPLE NO.

RFW-4B

Lab Name: Lionville Labs, Inc. Contract: 02501004002

Lab Code: Lionvi Case No.: _____

SAS No.: _____ SDG No.: _____

Matrix: (soil/water) WATER

Lab Sample ID: 0411L285-018

Sample wt/vol: 5.00 (g/mL) ML

Lab File ID: q120317

Level: (low/med) LOW

Date Received: 11/24/04

% Moisture: not dec. _____

Date Analyzed: 12/03/04

Column: (pack/cap) CAP

Dilution Factor: 1.00

Number TICs found: 0

CONCENTRATION UNITS:
(ug/L or ug/Kg) ug/L

CAS NUMBER	COMPOUND NAME	RT	EST. CONC.	Q
1.				

1E
VOLATILE ORGANICS ANALYSIS SHEET
TENTATIVELY IDENTIFIED COMPOUNDS

EPA SAMPLE NO.

RFW-4BRE

Lab Name: Lionville Labs, Inc. Contract: 02501004002

Lab Code: Lionvi Case No.: _____

SAS No.: _____ SDG No.: _____

Matrix: (soil/water) WATER

Lab Sample ID: 0411L285-018

Sample wt/vol: 5.00 (g/mL) ML

Lab File ID: q120610

Level: (low/med) LOW

Date Received: 11/24/04

% Moisture: not dec. _____

Date Analyzed: 12/06/04

Column: (pack/cap) CAP

Dilution Factor: 1.00

Number TICs found: 0

CONCENTRATION UNITS:
(ug/L or ug/Kg) ug/L

CAS NUMBER	COMPOUND NAME	RT	EST. CONC.	Q
1.				

1E
VOLATILE ORGANICS ANALYSIS SHEET
TENTATIVELY IDENTIFIED COMPOUNDS

EPA SAMPLE NO.

RFW-6

Lab Name: Lionville Labs, Inc. Contract: 02501004002

Lab Code: Lionvi Case No.: _____ SAS No.: _____ SDG No.: _____

Matrix: (soil/water) WATER Lab Sample ID: 0411L285-019

Sample wt/vol: 5.00 (g/mL) ML Lab File ID: q120318

Level: (low/med) LOW Date Received: 11/24/04

% Moisture: not dec. _____ Date Analyzed: 12/03/04

Column: (pack/cap) CAP Dilution Factor: 1.00

Number TICs found: 0 CONCENTRATION UNITS:
(ug/L or ug/Kg) ug/L

CAS NUMBER	COMPOUND NAME	RT	EST. CONC.	Q
1.				

1E
VOLATILE ORGANICS ANALYSIS SHEET
TENTATIVELY IDENTIFIED COMPOUNDS

EPA SAMPLE NO.

RFW-6RE

Lab Name: Lionville Labs, Inc. Contract: 02501004002

Lab Code: Lionvi Case No.: _____ SAS No.: _____ SDG No.: _____

Matrix: (soil/water) WATER Lab Sample ID: 0411L285-019

Sample wt/vol: 5.00 (g/mL) ML Lab File ID: q120611

Level: (low/med) LOW Date Received: 11/24/04

% Moisture: not dec. _____ Date Analyzed: 12/06/04

Column: (pack/cap) CAP Dilution Factor: 1.00

Number TICs found: 0 CONCENTRATION UNITS:
(ug/L or ug/Kg) ug/L

CAS NUMBER	COMPOUND NAME	RT	EST. CONC.	Q
1.				

1E
VOLATILE ORGANICS ANALYSIS SHEET
TENTATIVELY IDENTIFIED COMPOUNDS

EPA SAMPLE NO.

RFW-7

Lab Name: Lionville Labs, Inc. Contract: 02501004002

Lab Code: Lionvi Case No.: _____

SAS No.: _____ SDG No.: _____

Matrix: (soil/water) WATER

Lab Sample ID: 0411L285-020

Sample wt/vol: 5.00 (g/mL) ML

Lab File ID: q120612

Level: (low/med) LOW

Date Received: 11/24/04

% Moisture: not dec. _____

Date Analyzed: 12/06/04

Column: (pack/cap) CAP

Dilution Factor: 1.00

Number TICs found: 0

CONCENTRATION UNITS:
(ug/L or ug/Kg) ug/L

CAS NUMBER	COMPOUND NAME	RT	EST. CONC.	Q
1.				

1E
 VOLATILE ORGANICS ANALYSIS SHEET
 TENTATIVELY IDENTIFIED COMPOUNDS

EPA SAMPLE NO.

RFW-9

Lab Name: Lionville Labs, Inc. Contract: 02501004002

Lab Code: Lionvi Case No.: _____ SAS No.: _____ SDG No.: _____

Matrix: (soil/water) WATER Lab Sample ID: 0411L285-021

Sample wt/vol: 5.00 (g/mL) ML Lab File ID: q120322

Level: (low/med) LOW Date Received: 11/24/04

% Moisture: not dec. _____ Date Analyzed: 12/04/04

Column: (pack/cap) CAP Dilution Factor: 1.00

Number TICs found: 1 CONCENTRATION UNITS:
 (ug/L or ug/Kg) ug/L

CAS NUMBER	COMPOUND NAME	RT	EST. CONC.	Q
1.	SILOXANE	19.461	8	J

1E
VOLATILE ORGANICS ANALYSIS SHEET
TENTATIVELY IDENTIFIED COMPOUNDS

EPA SAMPLE NO.

RFW-9RE

Lab Name: Lionville Labs, Inc. Contract: 02501004002

Lab Code: Lionvi Case No.: _____

SAS No.: _____ SDG No.: _____

Matrix: (soil/water) WATER

Lab Sample ID: 0411L285-021

Sample wt/vol: 5.00 (g/mL) ML

Lab File ID: q120613

Level: (low/med) LOW

Date Received: 11/24/04

% Moisture: not dec. _____

Date Analyzed: 12/06/04

Column: (pack/cap) CAP

Dilution Factor: 1.00

Number TICs found: 0

CONCENTRATION UNITS:
(ug/L or ug/Kg) ug/L

CAS NUMBER	COMPOUND NAME	RT	EST. CONC.	Q
1.				

1E
VOLATILE ORGANICS ANALYSIS SHEET
TENTATIVELY IDENTIFIED COMPOUNDS

EPA SAMPLE NO.

RFW-11B

Lab Name: Lionville Labs, Inc. Contract: 02501004002

Lab Code: Lionvi Case No.: _____

SAS No.: _____ SDG No.: _____

Matrix: (soil/water) WATER

Lab Sample ID: 0411L285-022

Sample wt/vol: 5.00 (g/mL) ML

Lab File ID: q120614

Level: (low/med) LOW

Date Received: 11/24/04

% Moisture: not dec. _____

Date Analyzed: 12/06/04

Column: (pack/cap) CAP

Dilution Factor: 1.00

Number TICs found: 0

CONCENTRATION UNITS:
(ug/L or ug/Kg) ug/L

CAS NUMBER	COMPOUND NAME	RT	EST. CONC.	Q
1.				

1E
VOLATILE ORGANICS ANALYSIS SHEET
TENTATIVELY IDENTIFIED COMPOUNDS

EPA SAMPLE NO.

RFW-12B

Lab Name: Lionville Labs, Inc. Contract: 02501004002

Lab Code: Lionvi Case No.: _____

SAS No.: _____ SDG No.: _____

Matrix: (soil/water) WATER

Lab Sample ID: 0411L285-023

Sample wt/vol: 5.00 (g/mL) ML

Lab File ID: q120615

Level: (low/med) LOW

Date Received: 11/24/04

% Moisture: not dec. _____

Date Analyzed: 12/06/04

Column: (pack/cap) CAP

Dilution Factor: 5.00

Number TICs found: 0

CONCENTRATION UNITS:
(ug/L or ug/Kg) ug/L

CAS NUMBER	COMPOUND NAME	RT	EST. CONC.	Q
1.				

1E
VOLATILE ORGANICS ANALYSIS SHEET
TENTATIVELY IDENTIFIED COMPOUNDS

EPA SAMPLE NO.

RFW-13

Lab Name: Lionville Labs, Inc. Contract: 02501004002

Lab Code: Lionvi Case No.: _____

SAS No.: _____ SDG No.: _____

Matrix: (soil/water) WATER

Lab Sample ID: 0411L285-024

Sample wt/vol: 5.00 (g/mL) ML

Lab File ID: k120114

Level: (low/med) LOW

Date Received: 11/24/04

% Moisture: not dec. _____

Date Analyzed: 12/02/04

Column: (pack/cap) CAP

Dilution Factor: 1.00

Number TICs found: 0

CONCENTRATION UNITS:
(ug/L or ug/Kg) ug/L

CAS NUMBER	COMPOUND NAME	RT	EST. CONC.	Q
1.				

1E
VOLATILE ORGANICS ANALYSIS SHEET
TENTATIVELY IDENTIFIED COMPOUNDS

EPA SAMPLE NO.

RFW-17

Lab Name: Lionville Labs, Inc. Contract: 02501004002

Lab Code: Lionvi Case No.: _____ SAS No.: _____ SDG No.: _____

Matrix: (soil/water) WATER Lab Sample ID: 0411L285-025

Sample wt/vol: 5.00 (g/mL) ML Lab File ID: k120113

Level: (low/med) LOW Date Received: 11/24/04

% Moisture: not dec. _____ Date Analyzed: 12/02/04

Column: (pack/cap) CAP Dilution Factor: 1.00

Number TICs found: 1 CONCENTRATION UNITS:
(ug/L or ug/Kg) ug/L

CAS NUMBER	COMPOUND NAME	RT	EST. CONC.	Q
1. 1634044	PROPANE, 2-METHOXY-2-METHYL-	11.249	40	NJ

1E
VOLATILE ORGANICS ANALYSIS SHEET
TENTATIVELY IDENTIFIED COMPOUNDS

EPA SAMPLE NO.

RFW-20

Lab Name: Lionville Labs, Inc. Contract: 02501004002

Lab Code: Lionvi Case No.: _____

SAS No.: _____ SDG No.: _____

Matrix: (soil/water) WATER

Lab Sample ID: 0411L285-026

Sample wt/vol: 5.00 (g/mL) ML

Lab File ID: k120112

Level: (low/med) LOW

Date Received: 11/24/04

% Moisture: not dec. _____

Date Analyzed: 12/01/04

Column: (pack/cap) CAP

Dilution Factor: 1.00

Number TICs found: 1

CONCENTRATION UNITS:
(ug/L or ug/Kg) ug/L

CAS NUMBER	COMPOUND NAME	RT	EST. CONC.	Q
1.	SILOXANE	18.235	6	J

1E
VOLATILE ORGANICS ANALYSIS SHEET
TENTATIVELY IDENTIFIED COMPOUNDS

EPA SAMPLE NO.

RFW-21

Lab Name: Lionville Labs, Inc. Contract: 02501004002

Lab Code: Lionvi Case No.: _____

SAS No.: _____ SDG No.: _____

Matrix: (soil/water) WATER

Lab Sample ID: 0411L285-027

Sample wt/vol: 5.00 (g/mL) ML

Lab File ID: k120111

Level: (low/med) LOW

Date Received: 11/24/04

% Moisture: not dec. _____

Date Analyzed: 12/01/04

Column: (pack/cap) CAP

Dilution Factor: 1.00

Number TICs found: 0

CONCENTRATION UNITS:
(ug/L or ug/Kg) ug/L

CAS NUMBER	COMPOUND NAME	RT	EST. CONC.	Q
1.				

1E
 VOLATILE ORGANICS ANALYSIS SHEET
 TENTATIVELY IDENTIFIED COMPOUNDS

EPA SAMPLE NO.

HAMP-22

Lab Name: Lionville Labs, Inc. Contract: 02501004002

Lab Code: Lionvi Case No.: _____ SAS No.: _____ SDG No.: _____

Matrix: (soil/water) WATER Lab Sample ID: 0411L285-028

Sample wt/vol: 5.00 (g/mL) ML Lab File ID: k120110

Level: (low/med) LOW Date Received: 11/24/04

% Moisture: not dec. _____ Date Analyzed: 12/01/04

Column: (pack/cap) CAP Dilution Factor: 1.00

Number TICs found: 1 CONCENTRATION UNITS:
 (ug/L or ug/Kg) ug/L

CAS NUMBER	COMPOUND NAME	RT	EST. CONC.	Q
1.	SILOXANE	18.249	5	J

1E
VOLATILE ORGANICS ANALYSIS SHEET
TENTATIVELY IDENTIFIED COMPOUNDS

EPA SAMPLE NO.

HAMP-23

Lab Name: Lionville Labs, Inc. Contract: 02501004002

Lab Code: Lionvi Case No.: _____

SAS No.: _____ SDG No.: _____

Matrix: (soil/water) WATER

Lab Sample ID: 0411L285-029

Sample wt/vol: 5.00 (g/mL) ML

Lab File ID: k120109

Level: (low/med) LOW

Date Received: 11/24/04

% Moisture: not dec. _____

Date Analyzed: 12/01/04

Column: (pack/cap) CAP

Dilution Factor: 1.00

Number TICs found: 1

CONCENTRATION UNITS:
(ug/L or ug/Kg) ug/L

CAS NUMBER	COMPOUND NAME	RT	EST. CONC.	Q
1.	SILOXANE	18.245	6	J

1E
 VOLATILE ORGANICS ANALYSIS SHEET
 TENTATIVELY IDENTIFIED COMPOUNDS

EPA SAMPLE NO.

LEISTER-1

Lab Name: Lionville Labs, Inc. Contract: 02501004002

Lab Code: Lionvi Case No.: _____ SAS No.: _____ SDG No.: _____

Matrix: (soil/water) WATER Lab Sample ID: 0411L285-030

Sample wt/vol: 5.00 (g/mL) ML Lab File ID: k120108

Level: (low/med) LOW Date Received: 11/24/04

% Moisture: not dec. _____ Date Analyzed: 12/01/04

Column: (pack/cap) CAP Dilution Factor: 1.00

Number TICs found: 1 CONCENTRATION UNITS:
 (ug/L or ug/Kg) ug/L

CAS NUMBER	COMPOUND NAME	RT	EST. CONC.	Q
1.	SILOXANE	18.249	5	J

1E
VOLATILE ORGANICS ANALYSIS SHEET
TENTATIVELY IDENTIFIED COMPOUNDS

EPA SAMPLE NO.

LEISTER-DAIRY

Lab Name: Lionville Labs, Inc. Contract: 02501004002

Lab Code: Lionvi Case No.: _____

SAS No.: _____ SDG No.: _____

Matrix: (soil/water) WATER

Lab Sample ID: 0411L285-031

Sample wt/vol: 5.00 (g/mL) ML

Lab File ID: k120107

Level: (low/med) LOW

Date Received: 11/24/04

% Moisture: not dec. _____

Date Analyzed: 12/01/04

Column: (pack/cap) CAP

Dilution Factor: 1.00

Number TICs found: 1

CONCENTRATION UNITS:
(ug/L or ug/Kg) ug/L

CAS NUMBER	COMPOUND NAME	RT	EST. CONC.	Q
1.	SILOXANE	18.240	6	J

1E
VOLATILE ORGANICS ANALYSIS SHEET
TENTATIVELY IDENTIFIED COMPOUNDS

EPA SAMPLE NO.

TRIP BLANK

Lab Name: Lionville Labs, Inc. Contract: 02501004002

Lab Code: Lionvi Case No.: _____ SAS No.: _____ SDG No.: _____

Matrix: (soil/water) WATER Lab Sample ID: 0411L285-032

Sample wt/vol: 5.00 (g/mL): ML Lab File ID: k120106

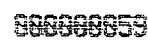
Level: (low/med) LOW Date Received: 11/24/04

% Moisture: not dec. _____ Date Analyzed: 12/01/04

Column: (pack/cap) CAP Dilution Factor: 1.00

Number TICs found: 0 CONCENTRATION UNITS:
(ug/L or ug/Kg) ug/L

CAS NUMBER	COMPOUND NAME	RT	EST. CONC.	Q
1.				



1E
VOLATILE ORGANICS ANALYSIS SHEET
TENTATIVELY IDENTIFIED COMPOUNDS

EPA SAMPLE NO.

VBLKFK

Lab Name: Lionville Labs, Inc. Contract: 02501004002

Lab Code: Lionvi Case No.: _____ SAS No.: _____ SDG No.: _____

Matrix: (soil/water) WATER Lab Sample ID: 04LVG381-MB1

Sample wt/vol: 5.00 (g/mL) ML Lab File ID: g120703

Level: (low/med) LOW Date Received: 12/07/04

% Moisture: not dec. _____ Date Analyzed: 12/07/04

Column: (pack/cap) CAP Dilution Factor: 1.00

Number TICs found: 0 CONCENTRATION UNITS:
(ug/L or ug/Kg) ug/L

CAS NUMBER	COMPOUND NAME	RT	EST. CONC.	Q
1.				

1E
VOLATILE ORGANICS ANALYSIS SHEET
TENTATIVELY IDENTIFIED COMPOUNDS

EPA SAMPLE NO.

VBLKFJ

Lab Name: Lionville Labs, Inc. Contract: 02501004002

Lab Code: Lionvi Case No.: _____ SAS No.: _____ SDG No.: _____

Matrix: (soil/water) WATER Lab Sample ID: 04LVG380-MB1

Sample wt/vol: 5.00 (g/mL) ML Lab File ID: q120603

Level: (low/med) LOW Date Received: 12/06/04

% Moisture: not dec. _____ Date Analyzed: 12/06/04

Column: (pack/cap) CAP Dilution Factor: 1.00

Number TICs found: 0 CONCENTRATION UNITS:
(ug/L or ug/Kg) ug/L

CAS NUMBER	COMPOUND NAME	RT	EST. CONC.	Q
1.				

1E
VOLATILE ORGANICS ANALYSIS SHEET
TENTATIVELY IDENTIFIED COMPOUNDS

EPA SAMPLE NO.

VBLKFI

Lab Name: Lionville Labs, Inc. Contract: 02501004002

Lab Code: Lionvi Case No.: _____ SAS No.: _____ SDG No.: _____

Matrix: (soil/water) WATER Lab Sample ID: 04LVG378-MB1

Sample wt/vol: 5.00 (g/mL) ML Lab File ID: q120304

Level: (low/med) LOW Date Received: 12/03/04

% Moisture: not dec. _____ Date Analyzed: 12/03/04

Column: (pack/cap) CAP Dilution Factor: 1.00

Number TICs found: 0 CONCENTRATION UNITS:
(ug/L or ug/Kg) ug/L

CAS NUMBER	COMPOUND NAME	RT	EST. CONC.	Q
1.				

1E
VOLATILE ORGANICS ANALYSIS SHEET
TENTATIVELY IDENTIFIED COMPOUNDS

EPA SAMPLE NO.

VBLKFH

Lab Name: Lionville Labs, Inc. Contract: 02501004002

Lab Code: Lionvi Case No.: _____

SAS No.: _____ SDG No.: _____

Matrix: (soil/water) WATER

Lab Sample ID: 04LVK285-MB1

Sample wt/vol: 5.00 (g/mL) ML

Lab File ID: k120104

Level: (low/med) LOW

Date Received: 12/01/04

% Moisture: not dec. _____

Date Analyzed: 12/01/04

Column: (pack/cap) CAP

Dilution Factor: 1.00

Number TICs found: 0

CONCENTRATION UNITS:
(ug/L or ug/Kg) ug/L

CAS NUMBER	COMPOUND NAME	RT	EST. CONC.	Q
1.				

Lionville Laboratory Use Only

0411L285

Custody Transfer Record/Lab Work Request

Page 1 of 4



FIELD PERSONNEL: COMPLETE ONLY SHADED AREAS

See SRC

Client Black + Decker
 Est. Final Proj. Sampling Date _____
 Project # 02501-004-002-0200-00
 Project Contact/Phone # _____
 Lionville Laboratory Project Manager W.H.
 QC Sub 46 Del 5th TAT 28 Days

Refrigerator #	1										
#/Type Container	Liquid	23L									
	Solid										
Volume	Liquid	40									
	Solid										
Preservatives	HCL										

Date Rec'd 11/24/04 Date Due 12/22/04

ANALYSES REQUESTED →	ORGANIC					INORG	
	VOA	BNA	Pest/PCB	Herb		Metal	EN

- MATRIX CODES:**
- S - Soil
 - SE - Sediment
 - SO - Solid
 - SL - Sludge
 - W - Water
 - O - Oil
 - A - Air
 - DS - Drum Solids
 - DL - Drum Liquids
 - L - EP/TC/LP Leachate
 - WI - Wipe
 - X - Other
 - F - Fish

Lab ID	Client ID/Description	Matrix QC Chosen (✓)		Matrix	Date Collected	Time Collected	Lionville Laboratory Use Only														
		MS	MSD				0624H														
001	BW-2			W	11/23/04	1330	2														
002	-3					1320	2														
003	-4					1310	2														
004	-5					1250	2														
005	-6					1215	2														
006	-7					1225	2														
007	-8					1230	2														
008	-9					1240	2														
009	-9 Dup					L	2														
010	-10					1215	2														

Special Instructions:

DATE/REVISIONS:

1. _____
2. _____
3. _____
4. _____
5. _____
6. _____

Relinquished by	Received by	Date	Time
Black Decker (S)	IPenny	11/24/04	1500

Relinquished by	Received by	Date	Time

Relinquished by	Received by	Date	Time

**ORIGINAL
REWRITTEN**



0411L285

FIELD PERSONNEL: COMPLETE ONLY SHADED AREAS

AB

Client: <u>Black & Decker</u>		Refrigerator #	1										
Est. Final Proj. Sampling Date		#/Type Container	Liquid	200									
Project #			Solid										
Project Contact/Phone #		Volume	Liquid	40									
Lionville Laboratory Project Manager			Solid										
QC	Del	TAT	Preservatives	HQ									

Date Rec'd	Date Due	ANALYSES REQUESTED →	ORGANIC					INORG	
			VOA	BNA	Pest/PCB	Herb	Metal	CN	

MATRIX CODES: S - Soil SE - Sediment SO - Solid SL - Sludge W - Water O - Oil A - Air DS - Drum Solids DL - Drum Liquids L - EP/ICLP Leachate WI - Wipe X - Other F - Fish	Lab ID	Client ID/Description	Matrix QC Chosen		Matrix	Date Collected	Time Collected	Lionville Laboratory Use Only													
			MS	MSD																	
	031	Loister Dancy			W	11/23/09	2														
	032	TRIP Blank			L	11/24/09	8														

Special Instructions:

DATE/REVISIONS:

- _____
- _____
- _____
- _____
- _____
- _____

Relinquished by	Received by	Date	Time	Relinquished by	Received by	Date	Time	Relinquished by	Received by	Date	Time
B+D (GF)	J Perry	11/24/09	1500								



STL EDISON

777 New Durham Road
Edison, New Jersey 08817
Phone: (732) 549-3900 Fax: (732) 549-3679

CHAIN OF CUSTODY / ANALYSIS REQUEST

Name (for report and invoice) Greg Flahski		Samplers Name (Printed)		Site/Project Identification Black + Decker		
Company Wester		P.O. #		State (Location of site): NJ: <input type="checkbox"/> NY: <input type="checkbox"/> Other:		
Address 1400 Wester Way		Analysis Turnaround-Time Standard <input checked="" type="checkbox"/>		ANALYSIS REQUESTED (ENTER 'X' BELOW TO INDICATE REQUEST)		
City W Chester State PA 19380		Rush Charges Authorized For: 2 Week <input type="checkbox"/> 1 Week <input type="checkbox"/> Other <input type="checkbox"/>				
Phone 610.701.7293 Fax				LAB USE ONLY Project No: _____ Job No: _____ Sample Numbers		
Sample Identification	Date	Time	Matrix			No. of Cont.
EW-2	11-23-01	1330	W			2
EW-3		1320				
EW-4		1310				
EW-5		1250				
EW-6		1245				
EW-7		1225				
EW-8		1230				
EW-9		1240				
EW-9 Dup		1240				
EW-10		1245				
Preservation Used: 1 = ICE, 2 = HCl, 3 = H ₂ SO ₄ , 4 = HNO ₃ , 5 = NaOH		Soil:				
6 = Other _____, 7 = Other _____		Water: 2				

Special Instructions

Relinquished by	Company	Date / Time	Received by	Company	Water Metals Filtered (Yes/No)?
1) 		11/24/01 1500	1) 		
2)			2)		
3)			3)		
4)			4)		

Laboratory Certifications: New Jersey (12028), New York (11452), Pennsylvania (68-522), Connecticut (PH-0200), Rhode Island (132).

STL EDISON

777 New Durham Road
Edison, New Jersey 08817
Phone: (732) 549-3900 Fax: (732) 549-3679

CHAIN OF CUSTODY / ANALYSIS REQUEST

Name (for report and invoice) Greg Flosinski		Samplers Name (Printed)		Site/Project Identification Black & Decker		
Company Weston Solutions		P.O. #		State (Location of site): NJ: <input type="checkbox"/> NY: <input type="checkbox"/> Other:		
Address		Analysis Turnaround Time		ANALYSIS REQUESTED (ENTER 'X' BELOW TO INDICATE REQUEST)		
City _____ State _____		Standard <input type="checkbox"/>				
Phone _____ Fax _____		Rush Charges Authorized For: 2 Week <input type="checkbox"/> 1 Week <input type="checkbox"/> Other <input type="checkbox"/>				
				LAB USE ONLY		
				Project No: _____		
				Job No: _____		
				Sample Numbers		
Sample Identification	Date	Time	Matrix	No. of Cont.		
RFW-1A	11-22-04	840	W	2	✓	
RFW-1B	11-23-04	1035			✓	
RFW-2A	11-22-04	1135			✓	
RFW-2B	11-22-04	1155			✓	
RFW-3B	11-22-04	845			✓	
RFW-4A	11-22-04	1600			✓	
RFW-4A DUP	11-22-04	1600			✓	
RFW-4B	11/22/04	1625			✓	
RFW-6	11/23/04	900			✓	
RFW-7	11/22/04	1230			✓	
Preservation Used: 1 = ICE, 2 = HCl, 3 = H ₂ SO ₄ , 4 = HNO ₃ , 5 = NaOH				Soil:		
6 = Other _____, 7 = Other _____				Water:	2	

Special Instructions

Relinquished by	Company	Date / Time	Received by	Company	Water Metals Filtered (Yes/No)?
1) <i>[Signature]</i>		11/24/04 1500	1) <i>[Signature]</i>		
2)			2)		
3)			3)		
4)			4)		

Laboratory Certifications: New Jersey (12028), New York (11452), Pennsylvania (68-522), Connecticut (PH-0200), Rhode Island (132).

0000000000

STL EDISON

777 New Durham Road
Edison, New Jersey 08817
Phone: (732) 549-3900 Fax: (732) 549-3679

CHAIN OF CUSTODY / ANALYSIS REQUEST

Name (for report and invoice) <u>Greg Flasiński</u>		Samplers Name (Printed)		Site/Project Identification <u>Black + Decker</u>		
Company <u>Western</u>		P.O. #		State (Location of site): NJ: <input type="checkbox"/> NY: <input type="checkbox"/> Other:		
Address		Analysis Turnaround Time Standard <input type="checkbox"/>		ANALYSIS REQUESTED (ENTER "X" BELOW TO INDICATE REQUEST)		
City State		Rush Charges Authorized For:				
Phone Fax		2 Week <input type="checkbox"/> 1 Week <input type="checkbox"/> Other <input type="checkbox"/>				
LAB USE ONLY				Project No: _____		
				Job No: _____		
				Sample Numbers		
Sample Identification	Date	Time	Matrix	No. of Cont.		
<u>RFW-9</u>	<u>11-23-04</u>	<u>1110</u>	<u>WS</u>	<u>2</u>	<input checked="" type="checkbox"/>	
<u>RFW-11B</u>	<u>11-23-04</u>	<u>1200</u>			<input checked="" type="checkbox"/>	
<u>RFW-12B</u>	<u>11-23-04</u>	<u>915</u>			<input checked="" type="checkbox"/>	
<u>RFW-13</u>	<u>11-22-04</u>	<u>1435</u>			<input checked="" type="checkbox"/>	
<u>RFW-17</u>	<u>11-22-04</u>	<u>1100</u>			<input checked="" type="checkbox"/>	
<u>RFW-20</u>	<u>11-22-04</u>				<input checked="" type="checkbox"/>	
<u>RFW-21</u>	<u>11-22-04</u>	<u>940</u>			<input checked="" type="checkbox"/>	
<u>HAMP-22</u>	<u>11-23-04</u>	<u>1005</u>			<input checked="" type="checkbox"/>	
<u>HAMP-23</u>	<u>11-23-04</u>	<u>1010</u>			<input checked="" type="checkbox"/>	
<u>Leister-1</u>	<u>11-23-04</u>				<input checked="" type="checkbox"/>	
Preservation Used: 1 = ICE, 2 = HCl, 3 = H ₂ SO ₄ , 4 = HNO ₃ , 5 = NaOH				Soil:		
6 = Other _____, 7 = Other _____				Water:	<u>2</u>	

Special Instructions

Water Metals Filtered (Yes/No)?

Relinquished by <u>1) (GF)</u>	Company	Date / Time <u>11/24/04 1500</u>	Received by <u>1) J Perry</u>	Company
Relinquished by <u>2)</u>	Company	Date / Time <u> </u>	Received by <u>2)</u>	Company
Relinquished by <u>3)</u>	Company	Date / Time <u> </u>	Received by <u>3)</u>	Company
Relinquished by <u>4)</u>	Company	Date / Time <u> </u>	Received by <u>4)</u>	Company

Laboratory Certifications: New Jersey (12028), New York (11452), Pennsylvania (68-522), Connecticut (PH-0200), Rhode Island (132).

STL EDISON

777 New Durham Road
Edison, New Jersey 08817
Phone: (732) 549-3900 Fax: (732) 549-3679

CHAIN OF CUSTODY / ANALYSIS REQUEST

Name (for report and invoice) <u>Greg Flasiuk</u>		Samplers Name (Printed)		Site/Project Identification <u>Black + Decker</u>				
Company <u>Wester</u>		P.O. #		State (Location of site): NJ: <input type="checkbox"/> NY: <input type="checkbox"/> Other:				
Address		Analysis Turnaround Time Standard <input type="checkbox"/>		ANALYSIS REQUESTED (ENTER 'X' BELOW TO INDICATE REQUEST)				LAB USE ONLY Project No: Job No: Sample Numbers
City State		Rush Charges Authorized For: 2 Week <input type="checkbox"/>						
Phone Fax		1 Week <input type="checkbox"/> Other <input type="checkbox"/>						
Sample Identification	Date	Time	Matrix	No. of Cont.	/NOA			
<u>Leister-Dairy</u>	<u>11-23-04</u>		<u>W</u>	<u>2</u>				
<u>Trip Blank</u>	<u>11-22-04</u>		<u>L</u>	<u>1</u>				
Preservation Used: 1 = ICE, 2 = HCl, 3 = H ₂ SO ₄ , 4 = HNO ₃ , 5 = NaOH		Soil:						
6 = Other _____, 7 = Other _____		Water:						

Special Instructions

Water Metals Filtered (Yes/No)?

Relinquished by 1) <u>(GF)</u>	Company	Date / Time <u>11/24/04 1500</u>	Received by 1) <u>Skumy</u>	Company
Relinquished by 2)	Company	Date / Time 	Received by 2)	Company
Relinquished by 3)	Company	Date / Time 	Received by 3)	Company
Relinquished by 4)	Company	Date / Time 	Received by 4)	Company

Laboratory Certifications: New Jersey (12028), New York (11452), Pennsylvania (68-522), Connecticut (PH-0200), Rhode Island (132).

**Lionville Laboratory Incorporated
SAMPLE RECEIPT CHECKLIST (SRC)**

CLIENT: *Black+Decker*

Date: *11/24/04*

Purchase Order / Project# /
SAF# / SOW# / Release #:

LvLI Batch #: *0411233285*

Sample Custodian: *J Perry*

NOTE: EXPLAIN ALL DISCREPANCIES

- | 1. Samples <u>Hand Delivered</u> or Shipped | Carrier <i>BF for B+D</i> | Airbill# | |
|---|---|--|----------|
| 2. Custody seals on coolers or shipping container intact, signed and dated? | <input type="checkbox"/> Yes <input type="checkbox"/> No | <input checked="" type="checkbox"/> No Seals | Comments |
| 3. Outside of coolers or shipping containers are free from damage? | <input checked="" type="checkbox"/> Yes <input type="checkbox"/> No | | |
| 4. All expected paperwork received (coc and other client specific information) sealed in plastic bag and easily accessible? | <input checked="" type="checkbox"/> Yes <input type="checkbox"/> No | | |
| 5. Samples received cooled or ambient? | Temp <i>4</i> °C | Cooler # <i>330</i> | |
| 6. Custody seals on sample containers intact, signed and dated? | <input type="checkbox"/> Yes <input type="checkbox"/> No | <input checked="" type="checkbox"/> No Seals | |
| 7. coc signed and dated? | <input checked="" type="checkbox"/> Yes <input type="checkbox"/> No | | |
| 8. Sample containers are intact? | <input checked="" type="checkbox"/> Yes <input type="checkbox"/> No | | |
| 9. All samples on coc received? All samples received on coc? | <input checked="" type="checkbox"/> Yes <input type="checkbox"/> No | | |
| 10. All sample label information matches coc? | <input checked="" type="checkbox"/> Yes <input type="checkbox"/> No | | |
| 11. Samples properly preserved? | <input checked="" type="checkbox"/> Yes <input type="checkbox"/> No | | |
| 12. Samples received within hold times? Short holds taken to wet lab? | <input checked="" type="checkbox"/> Yes <input type="checkbox"/> No | | |
| 13. VOA, TOC, TOX free of headspace? | <input checked="" type="checkbox"/> Yes <input type="checkbox"/> No | <input type="checkbox"/> N/A | |
| 14. QC stickers placed on bottles designated by client? | <input type="checkbox"/> Yes <input type="checkbox"/> No | <input checked="" type="checkbox"/> N/A | |
| 15. Shipment meets LvLI Sample Acceptance Policy? (Identify all bottles not within policy. See reverse side for policy) | <input checked="" type="checkbox"/> Yes <input type="checkbox"/> No | | |
| 16. Project Manager contacted concerning discrepancies? name/date (or samples outside criteria) | <input type="checkbox"/> Yes <input type="checkbox"/> No | <input checked="" type="checkbox"/> No Discrepancies | |